

**Nebraska Children’s Commission**  
Thirty-Seventh Meeting  
March 15, 2016

**HANDOUT TABLE OF CONTENTS**

**Agenda Item IV: Consent Agenda**

- January 20, 2016 Meeting Minutes.....2-8

**Agenda Item VII: Presentation on Round 3 Children and Family Services Reviews (CFSR)**

- CFSR PowerPoint Presentation.....9-22

**Agenda Item IX: Discussion of LB746**

- NCC Provisions from LB746.....23-30

**Agenda Item X: Foster Care Reimbursement Rate Committee (FCRRC) Report**

- FCRRC PowerPoint Presentation.....31-46
- FCRRC Report.....47-70

**Agenda Item XI: Court Improvement Project (CIP) Update**

- CIP Information.....71-78
- JUSTICE 2013-2015 Statewide Child Welfare & Juvenile Justice Trend Analysis.....79-109

**Agenda Item XIII: Probation Report**

- Probation Monthly Report.....110-114
- Nebraska Juvenile Justice System Statistical Annual Report 2015 .....115-379

**Agenda Item XIV: Strengthening Families Act (SFA) Taskforce Update**

- SFA Taskforce Structure.....380
- SFA Identified Issues.....381-382

**Agenda Item XVI: Data, Technology, Accountability, and Reporting (DTAR) Workgroup Update**

- DTAR Report.....383-384

**Nebraska Children’s Commission**

Thirty-Sixth Meeting  
 January 20, 2016  
 9:00 AM – 3:00 PM  
 Country Inn & Suites  
 5353 N. 27<sup>th</sup> Street  
 Lincoln, NE 68521

**I. Call to Order**

The Nebraska Children’s Commission Chair, Beth Baxter, called the meeting to order at 9:01 a.m.

**II. Roll Call**

*Commission Members present (10):*

|               |                 |                |
|---------------|-----------------|----------------|
| Karen Authier | Gene Klein      | Dale Shotkoski |
| Beth Baxter   | Andrea Miller   | Paula Wells    |
| Holly Brandt  | Deb O’Brien     |                |
| Kim Hawekotte | Mary Jo Pankoke |                |

*Commission Members absent (5):*

|                         |              |              |
|-------------------------|--------------|--------------|
| Teresa Anderson         | David Newell | Diana Tedrow |
| Jennifer Chrystal-Clark | Susan Staab  |              |

*Ex Officio Members present (6):*

|                 |                          |                     |
|-----------------|--------------------------|---------------------|
| Ellen Brokofsky | Courtney Phillips (9:04) | Julie Rogers (9:04) |
| Steve Milliken  | Judge Linda Porter       | Doug Weinberg       |

*Ex Officio Members absent (5):*

|                       |                          |                              |
|-----------------------|--------------------------|------------------------------|
| Dr. Matthew Blomstedt | Senator Kathy Campbell   | Senator Patty Pansing-Brooks |
| Senator Kate Bolz     | Katie McLeese Stephenson |                              |

A quorum was established.

*Guests in Attendance (17):*

|                            |  |
|----------------------------|--|
| Jeanne Brandner.....       | Administrative Office of Probation             |
| Bethany Connor Allen.....  | Nebraska Children’s Commission                 |
| Amanda Felton.....         | Nebraska Children’s Commission                 |
| Tamara Gavin.....          | DHHS, Division of Behavioral Health            |
| Dr. Anne Hobbs.....        | Juvenile Justice Institute                     |
| Dan Jenkins.....           | Nebraska Legislative Council                   |
| Kathy Karsting.....        | DHHS, Division of Public Health                |
| Joselyn Luedtke.....       | Nebraska Legislative Council                   |
| Vicki Maca.....            | DHHS, Division of Children and Family Services |
| Denny Macomber.....        | Nebraska Crime Commission                      |
| Monica Miles-Steffens..... | Administrative Office of Probation             |
| Mike Overton.....          | Nebraska Crime Commission                      |
| Kari Rumbaugh.....         | Administrative Office of Probation             |
| Sheli Schindler.....       | Lancaster County Youth Services Center         |
| Jennifer Skala.....        | Nebraska Children and families Foundation      |
| Dr. Ryan Spohn.....        | Nebraska Center for Justice Research           |
| Dr. Richard Wiener.....    | UNL, Law and Psychology Program                |

a. *Notice of Publication*

Recorder for the meeting, Amanda Felton, indicated that the notice of publication for this meeting was posted on the Nebraska Public Meetings Calendar website on December 28, 2015 in accordance with the Nebraska Open Meetings Act. The publication will be kept as a permanent attachment with the meeting minutes.

b. *Announcement of the placement of Open Meetings Act information*

A copy of the Open Meetings Act was available for public inspection and was located on the table at the front of the meeting room.

### **III. Approval of Agenda**

---

Chair Baxter presented the agenda to the Commission. She noted that several presenters on agenda had indicated that they may need to leave after the lunch hour.

**It was moved by Paula Wells and seconded by Mary Jo Pankoke to adjust the agenda as needed to accommodate the schedules of presenters.** There was no further discussion. Roll Call vote as follows:

**FOR (10):**

Karen Authier  
Beth Baxter  
Holly Brandt  
Kim Hawekotte

Gene Klein  
Andrea Miller  
Deb O'Brien  
Mary Jo Pankoke

Dale Shotkoski  
Paula Wells

**AGAINST (0):**

**ABSENT (5):**

Teresa Anderson  
Jennifer Chrystal-Clark

David Newell  
Susan Staab

Diana Tedrow

**ABSTAINED (0)**

**MOTION CARRIED**

For the purpose of the minutes, all items will be written in the order of the original agenda.

### **IV. Consent Agenda**

---

a. *Minutes of the November 17, 2015 Nebraska Children's Commission Meeting*

Chair Baxter brought the minutes from the previous November 17, 2015 meeting to the Commission's attention. She inquired as to if there were any corrections. No corrections were provided.

**Paula Wells moved to approve the items of the Consent Agenda as presented. Deb O'Brien seconded the motion.** There was no discussion. Roll Call vote as follows:

**FOR (10):**

Karen Authier  
Beth Baxter  
Holly Brandt  
Kim Hawekotte

Gene Klein  
Andrea Miller  
Deb O'Brien  
Mary Jo Pankoke

Dale Shotkoski  
Paula Wells

**AGAINST (0):**

**ABSENT (5):**

Teresa Anderson  
Jennifer Chrystal-Clark

David Newell  
Susan Staab

Diana Tedrow

**ABSTAINED (0)****MOTION CARRIED****V. Chairperson's Report**

Chair, Beth Baxter, opted to forego her report in an effort to ensure sufficient time for the presenters.

**VI. DHHS Update**

The Chair welcomed Courtney Phillips, CEO of the Department of Health and Human Services (DHHS), to provide an update on the Department. Ms. Phillips reviewed the recent additions to the leadership positions within the Department. She also noted that the Department business plan outlining the work for the next year would be available to the public by February. Also mentioned were the negotiations regarding the contract between the Division of Children and Family Services (CFS) and Nebraska Families Collaborative (NFC). Contract conversations were focused around deliverable outcomes and the potential for additional pilot locations.

Other pieces covered in the update were the improvements to the ACCESS Nebraska site, the System of Care plan, the Request for Proposals received in response to Heritage Health Managed Care, and the several bills relating to the DHHS that were recently introduced.

**VII. Detention Information Panel**

Vice Chair, Gene Klein, welcomed and introduced the members of the panel presenting on Nebraska Detention facilities. Panel guests included Dr. Anne Hobbs, Director of the Juvenile Justice Institute, Denny Macomber, Chief of Jail Standards Division with the Crime Commission, Sheli Schindler, Director of the Lancaster County Youth Service Center, Mike Overton, Chief of Information Services Division with the Crime Commission, and Monica Miles-Steffens, Director of Placement for the Administrative Office of Probation.

Each of the panel members gave a brief background on their work with youth detention. The panel began with conversation around the definition of detention. Mr. Macomber informed the Commission of the five detention centers across the state, noting that they did not include the Youth Rehabilitation Treatment Centers (YRTC) in Geneva or Kearney. The levels of each facility ranged from secure to staff-secure. Ms. Schindler commented that the detention facilities serve on the frontline of the juvenile justice process, explaining that youth are held in a detention facility when there are allegations of a new law violation, during the court process, and when adjudication takes place. Upon disposition, youth then move on to either a registered provider for services or to the YRTCs.

Data was provided to the members regarding an evaluation study of the Risk Assessment Instrument (RAI) used to determine placement of offending youth. The information prompted conversation surrounding the high number of score overrides by intake probation officers leading to the detainment of low-risk youth. The panel and Commission members discussed how the high override rate correlated with a lack of resources and detention alternatives. Other suggested reasons that could lead to the trend were placement issues, lack of the appropriate levels of care, and language in the warrants.

The panel went on to explain the differences between secure and staff secure facilities. Ms. Schindler explained that staff secure facilities had different programming, staff interventions, were located in a different section of the building, and had free egress out of rooms. Mr. Macomber expanded saying that due to a result of reduced federal funding, the number of separate locations for staff-secure facilities had decreased and that many secure

facilities were building on staff-secure wings. Debate occurred as to whether the switch to adjoining secure/staff-secure facilities from separate home-like shelters could cause additional trauma.

Funding was another item the panel touched on. Ms. Schindler indicated that depending on the area, funding of each facility differed based on their tax status and the population being served. Ms. Miles-Steffens commented that there had been a great effort in offering Community Based Aid funding in order to develop a continuum of detention alternatives. She continued by discussing the alternatives that had been established with these funds. Some examples included electronic monitoring and tracking as well as a pilot project with the Behavioral Health Regions in Sarpy County to offer crisis response.

While reviewing what had worked well regarding detention and services, the panel agreed that each area of the state had processes and programs that suited them better than others. There was consensus that a blanket concept would not provide the same results statewide. Ms. Miles-Steffens discussed the variety of ways that Community Based aid funds could be used to provide a continuum of services that are appropriate for each community. Vice Chair Klein thanked all of the panel presenters for their time and expertise.

### **VIII. Evidence Based Practices Panel**

Chair Baxter went on to welcome the panel presenting on Evidence Based Practices (EBPs). The panel lineup included Jeanne Brandner, Deputy Probation Administrator of the Juvenile Services Division, Tamara Gavin, Deputy Director of Behavioral Health Services with the Division of Behavioral Health, Dr. Anne Hobbs, Director of the Juvenile Justice Institute, Kathy Karsting, Maternal Child Adolescent Health Program Manager, Division of Public Health, Vicki Maca, Deputy Director, Protection and Safety Service Delivery, Division of Children and Family Services, Jennifer Skala, Vice President of Community Impact with the Nebraska Children and Families Foundation, Dr. Ryan Spohn, Director of the Nebraska Center for Justice Research, and Dr. Richard Wiener, Director of the Law and Psychology Program at UNL.

The panel began with information from Dr. Hobbs, Dr. Spohn, and Dr. Wiener who presented on the research and academic portion of EBPs. Dr. Hobbs educated the Commission members on the current study that looked at the effectiveness of Community Based Aid fund programs. She reviewed the process of determining programs as EBP and where they fell on a spectrum ranging from a model program to insufficient evidence. Dr. Wiener expanded on the subject by going into more detail on the approaches used to identify EBP programs. He stressed the importance of fidelity in the studies. Dr. Wiener and Dr. Spohn also highlighted the use of programs for outcomes other than their intended purpose, and the complications that it can cause when analyzing performance.

The next part of the panel focused on agency definitions and implementation of EBPs with information from Vicki Maca, Kathy Karsting, Tamara Gavin, and Jeanne Brandner. Ms. Brandner gave a brief overview of the principles of supervision and management of youth involved in the juvenile justice system and how they related EBPs. Ms. Gavin provided a definition of EBPs as endorsed by the Substance Abuse and Mental Health Services Administration and went on to share details of several of the EBPs used in Nebraska's Behavioral Health System.

The panel conversation moved forward with Ms. Karsting discussing EBPs from the perspective of Public Health. She explored the subjects of our increased knowledge of brain science, the Adverse Childhood Experience Studies, and the Life Course Development Theory. She noted in Public Health, that the focus was to look beyond the population averages to find those being overlooked and left behind.

Vicki Maca proceeded by discussing the challenges that the Division of Children and Family Services had while working with EBPs. As exemplified by each of the panel speakers, Ms. Maca talked about how each agency used differing definitions of EBPs. Vice Chair Klein informed the Commission of the website, [www.nebraskamentalthhealth.com](http://www.nebraskamentalthhealth.com), which provided a list of providers and the EBP models that each were proficient in. Other challenges Ms. Maca identified included education for caseworkers and other referring

populations on available EBPs, matching up youth to the appropriate EBP, monitoring fidelity, and locating funding to sustain the EBPs.

The last speaker, Jennifer Skala, discussed EBPs at the community level. Many of the issues expressed by individuals on the panel, were issues that intersected across entities. Items such as fidelity, availability of services, and funding were challenges across the spectrum of EBPs. Chair Baxter noted that the panel brought to light the commitment that EBPs require and the infrastructure necessary to implement them. She encouraged the Commission members to keep in mind how they could assist in the support of EBPs.

---

### **IX. Lunch**

---

The Committee recessed for lunch at 12:49 p.m.

The meeting resumed business at 1:28 p.m.

---

### **X. Legislation Overview and Resolution Discussion**

---

Joselyn Luedtke, with the office of Senator Kathy Campbell, presented on legislation relevant to the Commission. Ms. Luedtke extended Senator Campbell's gratitude for the input from the members on [LB1034](#) regarding Commission provisions. Other bills of interest mentioned included [LB697](#), [LB746](#), [LB818](#), [LB905](#), [LB939](#).

Dan Jenkins, with the office of Senator Kate Bolz, discussed [LB866](#), which proposed the adoption of the Transition to Adult Living Success Program Act. The bill supported a transitional program similar in model to the Bridge to Independence program that would provide supplemental assistance for basic needs to youth aging out of the juvenile justice system.

---

### **XI. Psychotropic Medications Committee Co-Chair Nomination**

---

Past Chair, Karen Authier, brought to the attention of the Commission that the Psychotropic Medications Committee was currently without any Chairs.

**Karen Authier moved to appoint Paula Wells and Greg Wright as Co-Chairs of the Psychotropic Medication Committee. Deb O'Brien seconded the motion. Both individuals had indicated that they would be willing to serve.** Roll Call vote as follows:

**FOR (9):**

Karen Authier  
Beth Baxter  
Holly Brandt

Gene Klein  
Andrea Miller  
Deb O'Brien

Mary Jo Pankoke  
Dale Shotkoski  
Paula Wells

**AGAINST (0):**

**ABSENT (6):**

Teresa Anderson  
Jennifer Chrystal-Clark

Kim Hawekotte  
David Newell

Susan Staab  
Diana Tedrow

**ABSTAINED (0)**

**MOTION CARRIED**

---

### **XII. Juvenile Services Committee Report**

---

Chair Baxter asked that Bethany Connor Allen, Policy Analyst with the Nebraska Children's Commission, provide an update on the Juvenile Services (OJS) Committee. Ms. Connor Allen referred the members to a research proposal for a study to measure the validity of the YLS over the last five years. The proposal sought

the approval of the Commission for the OJS Committee members to seek out public and private funding options for the study. Dr. Wiener expanded on the details of the study and the discussion of the Committee members regarding the search for funding.

**It was moved by Mary Jo Pankoke to endorse the proposal for the OJS committee to identify funding in support of a study to measure the validity of the YLS over the last five years. Paula Wells seconded the motion.** No further discussion ensued. Roll Call vote as follows:

**FOR (9):**

Karen Authier  
Beth Baxter  
Holly Brandt

Gene Klein  
Andrea Miller  
Deb O'Brien

Mary Jo Pankoke  
Dale Shotkoski  
Paula Wells

**AGAINST (0):**

**ABSENT (6):**

Teresa Anderson  
Jennifer Chrystal-Clark

Kim Hawekotte  
David Newell

Susan Staab  
Diana Tedrow

**ABSTAINED (0)**

**MOTION CARRIED**

**XIII. Strengthening Families Act Taskforce Report**

Jennifer Skala gave a brief update on the Strengthening Families Act Taskforce. She noted that the group had met and established a Steering Committee. Amanda Felton, Administrative Assistant with the Nebraska Children's Commission, expanded by indicating that work was in progress to establish four Subcommittees of the Taskforce. The four subgroups would focus on Normalcy, Training, the Grievance Process, and ensuring that the Community and Family Voice was included in the implementation process. Ms. Felton noted that information about the Act and from past meetings could be found on the Nebraska Children's Commission website, [www.childrens.nebraska.gov/Taskforces/SFATaskforce.html](http://www.childrens.nebraska.gov/Taskforces/SFATaskforce.html).

**XIV. Data, Technology, Accountability, and Reporting (DTAR) Workgroup Report**

Karen Authier gave the DTAR Workgroup update in the absence of Workgroup Chair, Dave Newell. She summarized their last meeting and the goal to have recommendations at the March Commission meeting. The Workgroup was working to narrow down data sets that would be most meaningful such as placement stability, total court and non-court youth being served, and hotline reports.

**XV. Probation Report**

Ellen Brokofsky, State Probation Administrator, welcomed Jeanne Brandner back to the presenter table as well as Kari Rumbaugh, Assistant Deputy Administrator of the Juvenile Division with Probation. The two presenters discussed the information included in the report on Probation Juvenile Justice Reform Efforts for October 2015. The report looked at five outcomes: risk reduction, non-delinquent status youth, placement, detention, and education and employment. Dialogue occurred around various topics such as risk assessment, runaway behavior, and the RISE program.

**XVI. FCRO Annual Report**

Linda Cox, Research Analyst with the Foster Care Review Office, presented on the FCRO annual report. Ms. Cox summarized the relevant information for the group. Some of the highlights included data on demographics, case management, the court and legal system, placement, education, and mental health. Ms. Cox also went over the recommendations included in the report relating to legislative efforts, the judicial system, and DHHS.

## **XVII. Public Comment**

No Public Comment was given.

## **XIII. New Business**

Chair Baxter took this opportunity to alert members and guests that copies of the Commission's annual report were available on the sign-in table. She also let the members know that a bill tracker was made available on the Commissions website to monitor relevant legislative bills. The website to find this information was [www.childrens.nebraska.gov/News/BillsOfInterest.html](http://www.childrens.nebraska.gov/News/BillsOfInterest.html).

## **XIX. Upcoming Meeting Planning**

The Chair opened the floor to suggestions for agenda items for the March and May meetings. Items for future meeting discussion included:

- An update and recommendations from the DTAR Workgroup.
- An update and report from the Foster Care Reimbursement Rate Committee.
- The potential for future panels on the topics of System of Care model and the Education outcomes for youth involved in the child welfare and juvenile justice systems.

## **XX. Adjournment**

**It was moved by Mary Jo Pankoke and seconded by Gene Klein to adjourn the meeting.** There was no discussion. Motion carried by unanimous voice vote. The meeting adjourned at 2:36 p.m.

02/03/2016

AF



# Nebraska 3<sup>rd</sup> Round Child and Family Services Review (CFSR)

March 15, 2016 Children's Commission Meeting

1. Upcoming CFSR Round 3 On-Site Review
2. Federal Performance Indicators
  - a. Round 2 and Round 3 Crosswalk

Department of Health & Human Services

**DHHS**

N E B R A S K A

# Examples of Federal Oversight

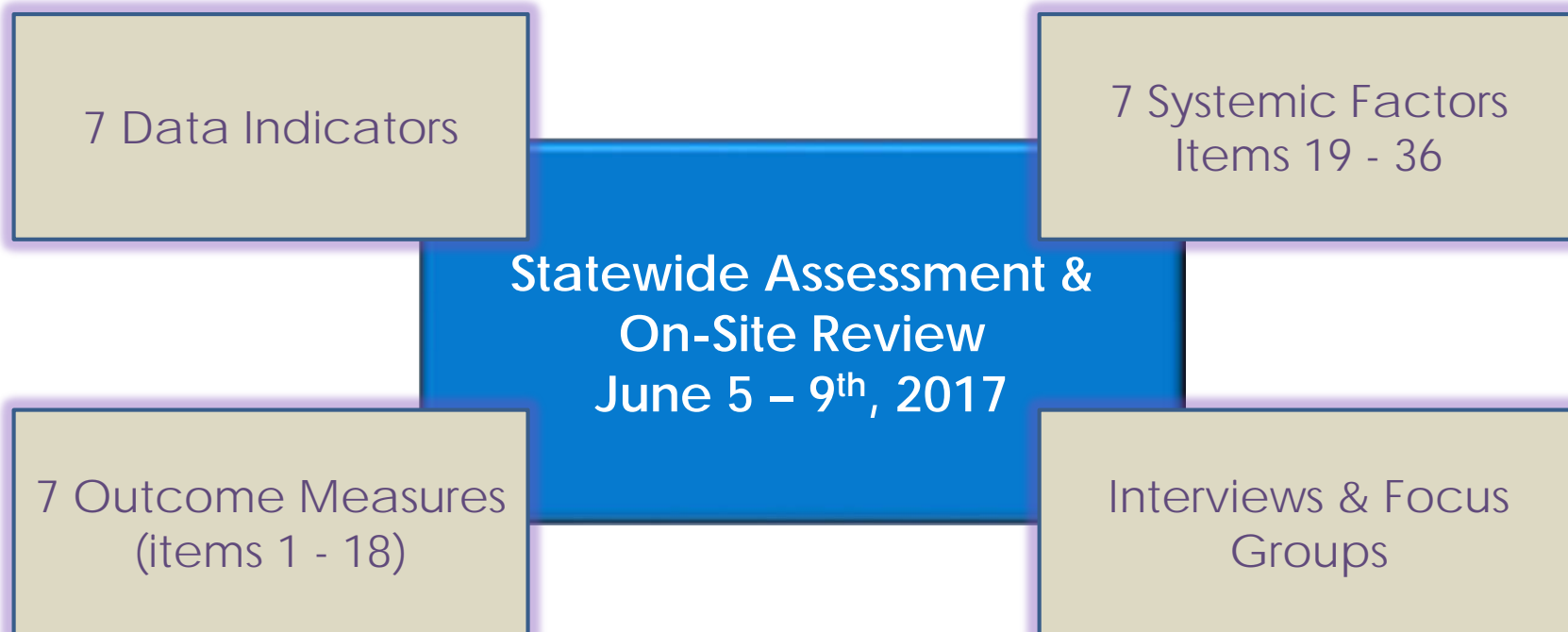
## 1) Funding/Eligibility Reviews

- ▶ IV-E Foster Care Eligibility Review
- ▶ IV-E Subsidized Adoption Review
- ▶ TANF Single Audit

## 2) Case Management/Systems Reviews

- ▶ SACWIS/CCWIS/AFCARS/NCANDS
- ▶ Monthly Contacts
- ▶ NYTD
- ▶ Child Family Services Review (CFSR)
  - ▶ Round 2 – 2008. Round 3 – 2017
  - ▶ Thirty-Six (36) System Factors
    - ▶ Seven (7) Data Indicators

# Case Management Review CFSR Round 3



# Round 3 Data Indicators

## Safety

Recurrence of  
Maltreatment

Maltreatment in  
Foster Care

## Permanency

Permanency in 12  
months

Permanency for  
youth in care 12 - 23  
months

Permanency for  
youth in care 24+  
months

Placement Stability

Re-entry in 12 months

# Round 3 Outcome Measures

## Safety

### Safety 1 Item 1

Children protected from abuse  
& neglect

### Safety 2

#### Items 2 and 3

Children safely maintained in  
homes when possible

## Permanency

### Permanency 1

Items 4, 5 & 6  
Stable living conditions

### Permanency 2

Items 7 – 11  
Continuity of family relationships

## Well-Being

### Well-Being 1

Items 12 – 15  
Needs & Services and Parental  
engagement

### Well-Being 2

Items 16  
Educational Needs

### Well-Being 3

Items 17 & 18  
Services for physical and mental  
health

# Round 3 Systemic Factors

Statewide  
Information Systems  
Item 19

Case Review System  
Items 20 - 24

Quality Assurance  
Item 25

Staff & Provider  
Training  
Items 26 - 28

Service Array and RD  
Items 29 - 30

Responsiveness to  
community  
Items 31 & 32

Foster & Adoptive  
Parent Licensing,  
Recruitment & Training  
Items 33 - 36

# Round 2 and Round 3 Data Indicators Crosswalk

## Round 2

## Round 3

▶ Absence of Maltreatment in Foster Care

▶ Absence of Maltreatment Recurrence

▶ Timeliness and Permanency of Reunification

▶ Timeliness of Adoption

▶ Permanency for Children in Foster Care

▶ Placement Stability

▶ Maltreatment in Foster Care

▶ Recurrence of Maltreatment

▶ Permanency in 12 months

▶ Permanency in 12 months for children in care 12-23 months

▶ Permanency for children in care more than 24 months

▶ Re-Entry into Foster Care

▶ Placement Stability

# Notable Round 3 Data Indicator Changes

## Overall

- ▶ Observed value & risk adjusted value
- ▶ Risk adjusted for age (all measures) and entry rate ( Perm 12 months & Re-entry)
- ▶ Elimination of composite measures
- ▶ Official data only available once per year

## Re-entry

- ▶ Uses a lagging 12 month entry cohort
- ▶ Includes all discharges within 12 months rather than just reunification

## Maltreatment in Foster Care

- ▶ Anybody can be the perpetrator
- ▶ Expressed in events per 100,000 days in care

## Recurrence of Maltreatment

- ▶ 12 months rather than 6 months

## Permanency in 12 months

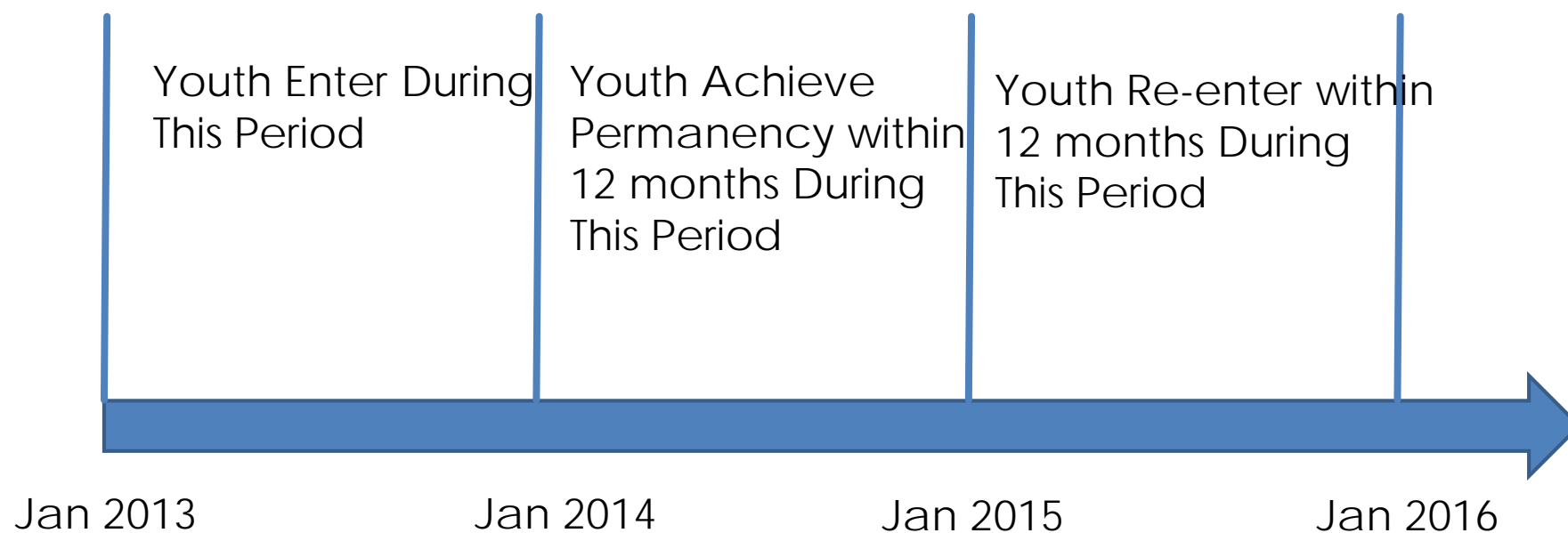
- ▶ Uses a lagging 12 month entry cohort
- ▶ Includes guardianship, IL, adoption & reunification

## Placement Stability

- ▶ Limited to youth in care for 12 months or less
- ▶ Expressed in moves per 1,000 days





# Permanency in 12 months & Re-entry within 12 months Cohort







# CFSR Round 2 Data Indicators

March 2012

January, 2016

|  Absence of Maltreatment Recurrence | Absence of Maltreatment in Foster Care | Timeliness and Permanency of Reunification | Timeliness of Adoption | Permanency for Children in Foster Care | Placement Stability |  Absence of Maltreatment Recurrence | Absence of Maltreatment in Foster Care | Timeliness and Permanency of Reunification | Timeliness of Adoption | Permanency for Children in Foster Care | Placement Stability |       |       |
|---|--|--|------------------------|--|---------------------|--|--|--|------------------------|--|---------------------|-------|-------|
| <b>Federal Target:</b>  | 94.60%                                 | 99.68%                                     | 122.6                  | 106.4                                  | 127.7               | 101.5  | <b>Federal Target:</b>                 | 94.60%                                     | 99.68%                 | 122.6                                  | 106.4               | 121.7 | 101.5 |
| Eastern   | 92.15%                                 | 99.60%                                     | 114.3                  | 102.6                                  | 153.3               | 97.1   | Eastern                                | 96.02%                                     | 99.81%                 | 124.4                                  | 146.9               | 158.7 | 107.3 |
| Southeast   | 89.06%                                 | 99.80%                                     | 110.3                  | 133.4                                  | 152.8               | 98.5   | Southeast                              | 94.87%                                     | 100.00%                | 115.6                                  | 150.5               | 139.8 | 110.7 |
| Central   | 89.09%                                 | 100.00%                                    | 113.1                  | 122.8                                  | 178.7               | 97.3   | Central                                | 94.77%                                     | 100.00%                | 109.7                                  | 170.2               | 173.9 | 114.5 |
| Northern  | 90.61%                                 | 97.90%                                     | 128.0                  | 139.7                                  | 156.1               | 88.9   | Northern                               | 98.09%                                     | 100.00%                | 139.6                                  | 139.2               | 135.3 | 118.3 |
| Western   | 93.78%                                 | 100.00%                                    | 117.2                  | 144.1                                  | 169.0               | 92.1   | Western                                | 95.58%                                     | 100.00%                | 132.3                                  | 172.0               | 181.6 | 119.6 |
| State   | 90.82%                                 | 99.60%                                     | 112.2                  | 118.6                                  | 154.8               | 96.2   | State                                  | 95.96%                                     | 99.91%                 | 121.9                                  | 148.0               | 151.9 | 110.4 |


 = Passing the Federal Indicator  
 = Not Passing the Federal Indicator



 = Passing the Federal  
 = Not Passing the Federal Indicator

# CFSR Round 3 Data Indicators

## Nebraska Federal Indicators Matrix - Round 3

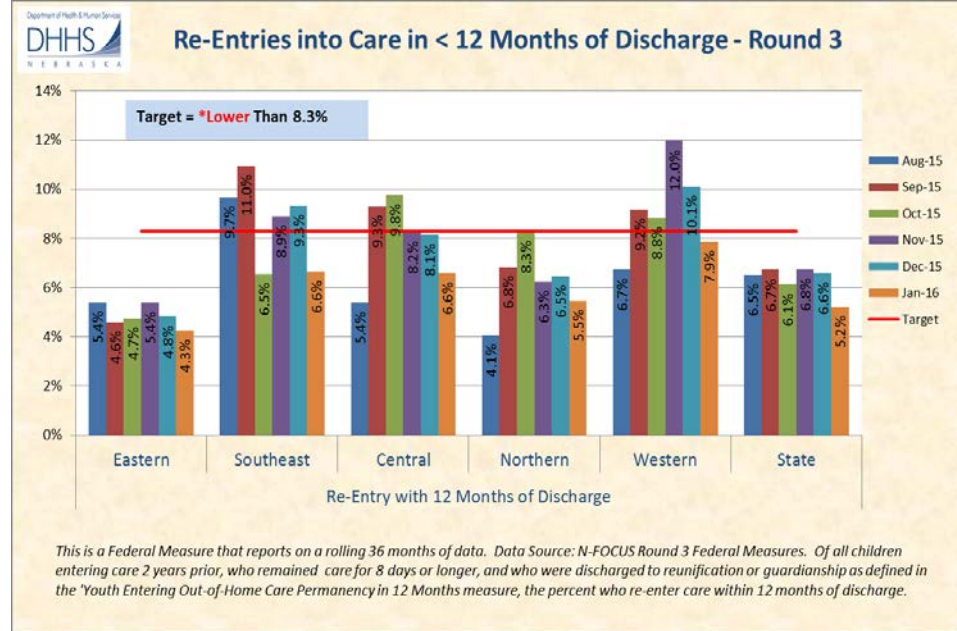
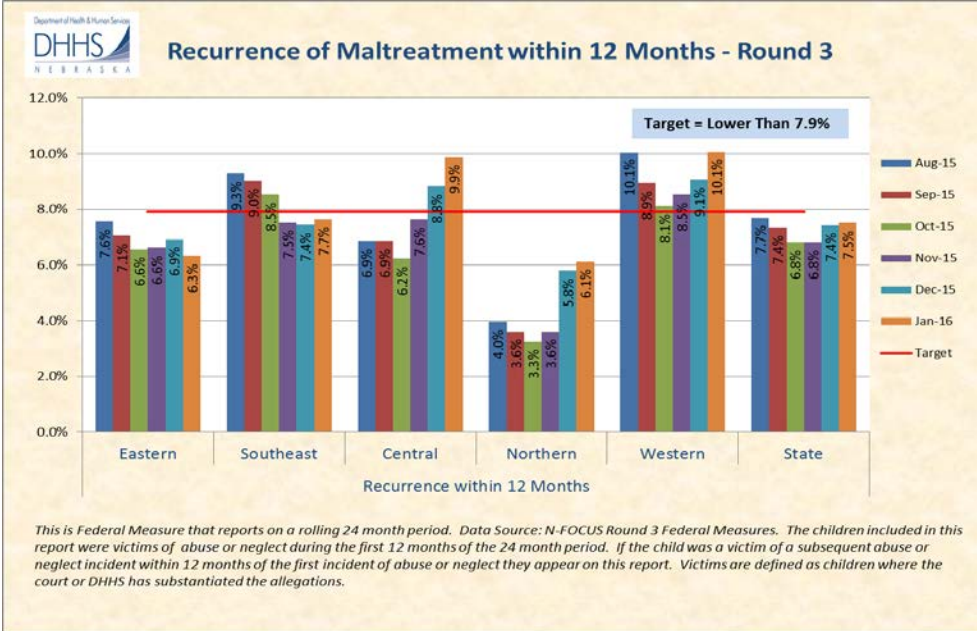
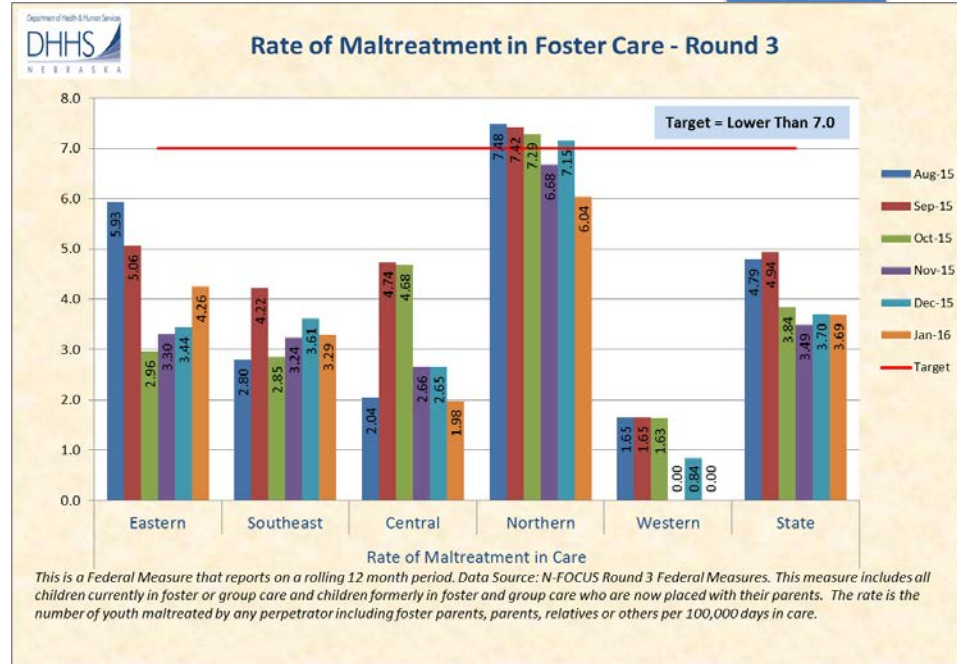
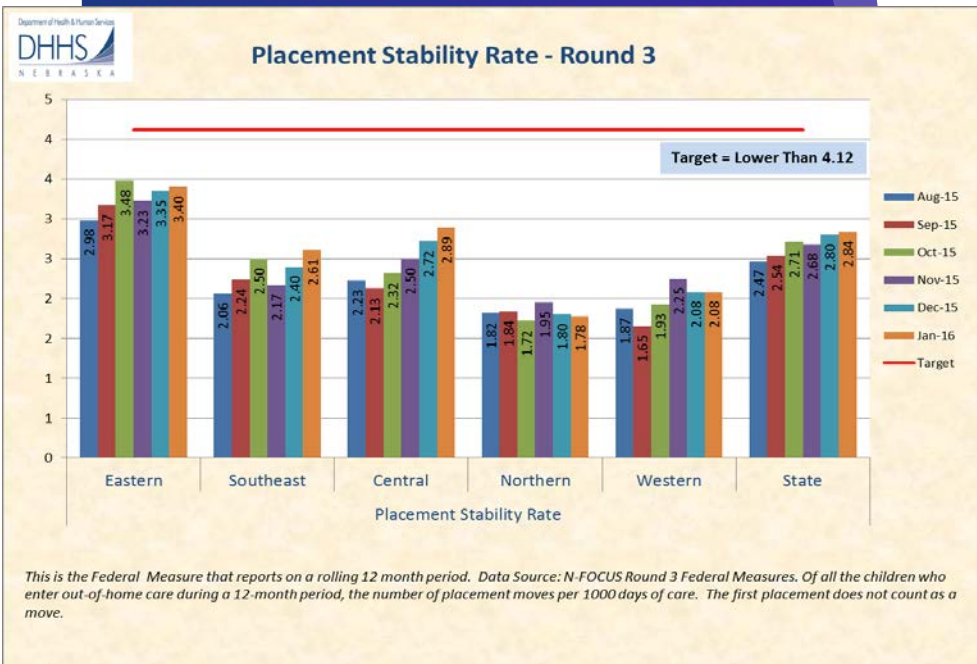
Review Period: January 2016

|  Department of Health & Human Services<br>NEBRASKA | Recurrence of Maltreatment | Maltreatment in Care | Youth Entering Care Achieving Permanency in 12 Months | Re-Entry within 12 Months of Discharge | Youth in Care 12-23 Months Achieving Permanency in 12 Months | Youth in Care 24+ Months Achieving Permanency in 12 Months | Placement Stability |
|---|----------------------------|----------------------|---|--|--|--|---------------------|
| <b>Federal Target:</b>  | <b>7.9%</b>                | <b>7.00</b>          | <b>43.8%</b>  | <b>8.3%</b>                            | <b>46.2%</b>   | <b>36.3%</b>   | <b>4.12</b>         |
| <b>Eastern</b>  | 6.3%                       | 4.26                 | 41.0%   | 4.3%                                   | 46.2%  | 47.6%  | 3.40                |
| <b>Southeast</b>  | 7.7%                       | 3.29                 | 38.8%   | 6.6%                                   | 49.5%  | 46.4%  | 2.61                |
| <b>Central</b>  | 9.9%                       | 1.98                 | 32.5%   | 6.6%                                   | 61.8%  | 60.3%  | 2.89                |
| <b>Northern</b>   | 6.1%                       | 6.04                 | 47.5%   | 5.5%                                   | 54.0%  | 32.5%  | 1.78                |
| <b>Western</b>  | 10.1%                      | 0.00                 | 41.2%   | 7.9%                                   | 68.3%  | 67.5%  | 2.08                |
| <b>State</b>  | 7.5%                       | 3.69                 | 41.0%   | 5.2%                                   | 50.7%  | 48.0%  | 2.84                |

 = Passing the Federal  
 = Not Passing the Federal Indicator

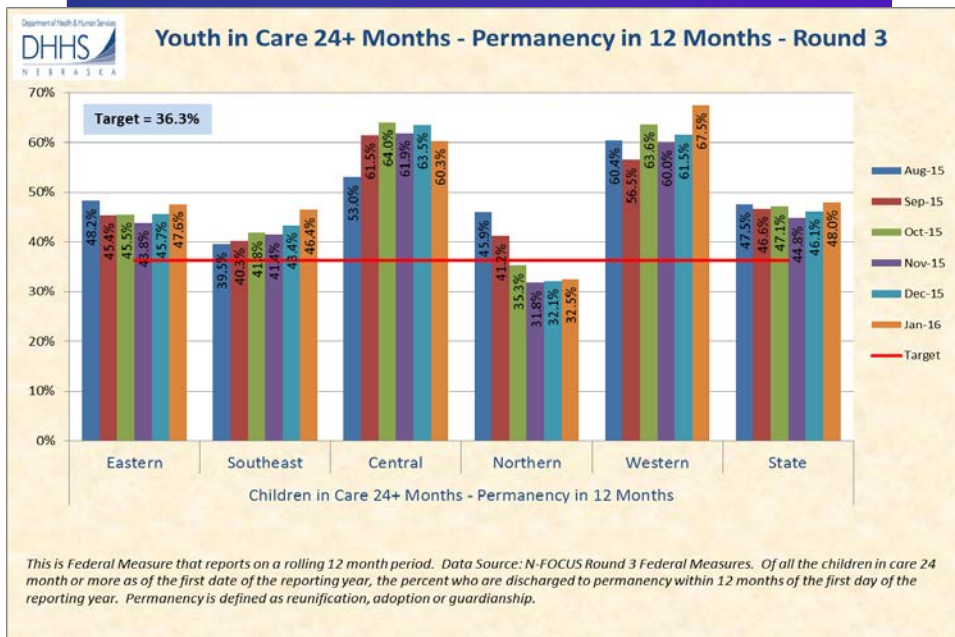
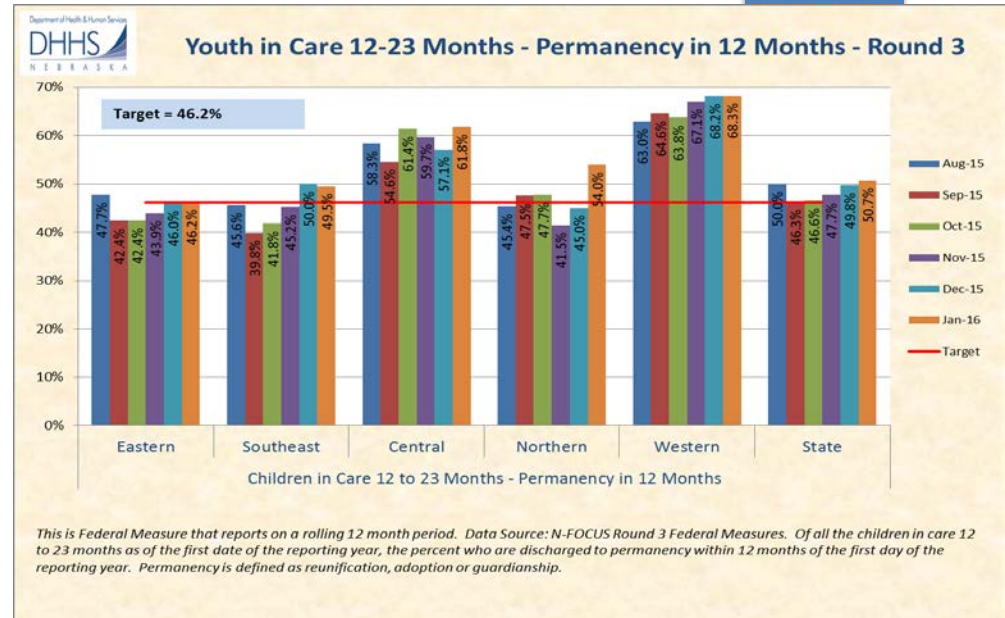
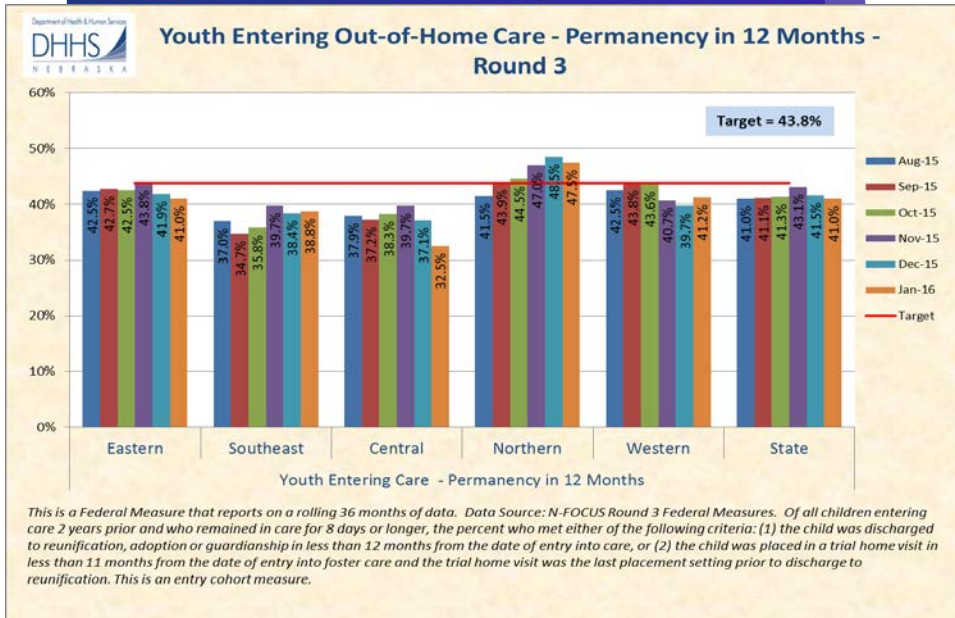
# Round 3 Data Indicators

12



# Round 3 Data Indicators

13



Prepared by:

Nebraska Department of Health and Human  
Services

Children and Family Services

Research, Planning and Evaluation Unit

402-471-0729

[DHHS.CQI@Nebraska.gov](mailto:DHHS.CQI@Nebraska.gov)



1 amended to read:

2 43-4202 (1) The Nebraska Children's Commission is created as a high-  
3 level leadership body to (a) create a statewide strategic plan for reform  
4 of ~~the child welfare and juvenile justice system~~ programs and services in  
5 the State of Nebraska, ~~and~~ (b) review the operations of the Department of  
6 Health and Human Services regarding child welfare programs and services  
7 and recommend, as a part of the statewide strategic plan, options for  
8 attaining the legislative intent stated in section 43-4201, either by the  
9 establishment of a new division within the department or the  
10 establishment of a new state agency to provide all child welfare programs  
11 and services which are the responsibility of the state, and (c) monitor  
12 and evaluate the child welfare and juvenile justice systems. The  
13 commission shall provide a permanent forum for collaboration among state,  
14 local, community, public, and private stakeholders in child welfare and  
15 juvenile justice programs and services.

16 (2) The commission shall include the following voting members:

17 (a) The executive director of the Foster Care Review Office; and

18 (b) Seventeen members appointed by the Governor. The members  
19 appointed pursuant to this subdivision shall represent stakeholders in  
20 the child welfare and juvenile justice systems ~~system~~ and shall include:  
21 (i) A director of a child advocacy center; (ii) an administrator of a  
22 behavioral health region established pursuant to section 71-807; (iii) a  
23 community representative from each of the service areas designated  
24 pursuant to section 81-3116. In the eastern service area designated  
25 pursuant to such section, the representative may be from a lead agency of  
26 a pilot project established under section 68-1212 or a collaborative  
27 member; (iv) a prosecuting attorney who practices in juvenile court; (v)  
28 a guardian ad litem; (vi) a biological parent currently or previously  
29 involved in the child welfare system or juvenile justice system; (vii) a  
30 foster parent; (viii) a court appointed special advocate volunteer; (ix)  
31 a member of a local foster care review board; (x) a child welfare service

1 agency that directly provides a wide range of child welfare services and  
2 is not a member of a lead agency collaborative; (xi) a young adult  
3 previously in foster care; (xii) a representative of a child advocacy  
4 organization that deals with legal and policy issues that include child  
5 welfare; and (xiii) a representative of a federally recognized Indian  
6 tribe residing within the State of Nebraska and appointed within thirty  
7 days after June 5, 2013, from a list of three nominees submitted by the  
8 Commission on Indian Affairs.

9 (3) The Nebraska Children's Commission shall have the following  
10 nonvoting, ex officio members: (a) The chairperson of the Health and  
11 Human Services Committee of the Legislature or a committee member  
12 designated by the chairperson; (b) the chairperson of the Judiciary  
13 Committee of the Legislature or a committee member designated by the  
14 chairperson; (c) the chairperson of the Appropriations Committee of the  
15 Legislature or a committee member designated by the chairperson; (d)  
16 three persons appointed by the State Court Administrator; (e) the chief  
17 executive officer of the Department of Health and Human Services or his  
18 or her designee; (f) the Director of Children and Family Services of the  
19 Division of Children and Family Services of the Department of Health and  
20 Human Services or his or her designee; (g) the Commissioner of Education  
21 or his or her designee; and (h) the Inspector General of Nebraska Child  
22 Welfare. The nonvoting, ex officio members may attend commission meetings  
23 and participate in the discussions of the commission, provide information  
24 to the commission on the policies, programs, and processes of each of  
25 their respective bodies, gather information for the commission, and  
26 provide information back to their respective bodies from the commission.  
27 The nonvoting, ex officio members shall not vote on decisions by the  
28 commission or on the direction or development of the statewide strategic  
29 plan pursuant to section 43-4204.

30 (4) The commission shall meet within sixty days after April 12,  
31 2012, and shall select from among its members a chairperson and vice-



1 chairperson and conduct any other business necessary to the organization  
2 of the commission. The commission shall meet not less often than once  
3 every three months, and meetings of the commission may be held at any  
4 time on the call of the chairperson. The commission may hire staff to  
5 carry out the responsibilities of the commission. For administrative  
6 purposes, the offices of the staff of the commission shall be located in  
7 the Foster Care Review Office. The commission ~~may~~ shall hire a consultant  
8 with experience in facilitating strategic planning to provide neutral,  
9 independent assistance in updating ~~developing~~ the statewide strategic  
10 plan. The commission shall terminate on June 30, 2019 ~~2016~~, unless  
11 continued by the Legislature.

12 (5) The commission, with assistance from the executive director of  
13 the Foster Care Review Office, shall employ a policy analyst to provide  
14 research and expertise to the commission relating to the child welfare  
15 system. The policy analyst shall work in conjunction with the staff of  
16 the commission. His or her responsibilities may include, but are not  
17 limited to: (a) Monitoring the Nebraska child welfare system and juvenile  
18 justice system to provide information to the commission; (b) analyzing  
19 child welfare and juvenile justice public policy through research and  
20 literature reviews and drafting policy reports when requested; (c)  
21 managing or leading projects or tasks and providing resource support to  
22 commission members and committees as determined by the chairperson of the  
23 commission; (d) serving as liaison among child welfare and juvenile  
24 justice stakeholders and the public and responding to information  
25 inquiries as required; and (e) other duties as assigned by the  
26 commission.

27 (6) Members of the commission shall be reimbursed for their actual  
28 and necessary expenses as members of such commission as provided in  
29 sections 81-1174 to 81-1177. No member of the commission shall have any  
30 private financial interest, profit, or benefit from any work of the  
31 commission.

1           Sec. 25. Section 43-4203, Revised Statutes Cumulative Supplement,  
2   2014, is amended to read:

3           43-4203 (1) The Nebraska Children's Commission shall work with  
4 administrators from each of the service areas designated pursuant to  
5 section 81-3116, the teams created pursuant to section 28-728, local  
6 foster care review boards, child advocacy centers, the teams created  
7 pursuant to the Supreme Court's Through the Eyes of the Child Initiative,  
8 community stakeholders, and advocates for child welfare programs and  
9 services to establish networks in each of such service areas. Such  
10 networks shall permit collaboration to strengthen the continuum of  
11 services available to child welfare agencies and to provide resources for  
12 children and juveniles outside the child protection system. Each service  
13 area shall develop its own unique strategies to be included in the  
14 statewide strategic plan. The Department of Health and Human Services  
15 shall assist in identifying the needs of each service area.

16           (2)(a) The commission shall create a committee to examine state  
17 policy regarding the prescription of psychotropic drugs for children who  
18 are wards of the state and the administration of such drugs to such  
19 children. Such committee shall review the policy and procedures for  
20 prescribing and administering such drugs and make recommendations to the  
21 commission for changes in such policy and procedures.

22           (b) The commission shall create a committee to examine ~~the structure~~  
23 ~~and responsibilities of the Office of Juvenile Services and the Juvenile~~  
24 Services Division of the Office of Probation Administration as they exist  
25 on April 12, 2012. Such committee shall review the role and effectiveness  
26 of out-of-home placements utilized in the juvenile justice system,  
27 including the youth rehabilitation and treatment centers, in the juvenile  
28 justice system and make recommendations to the commission on the future  
29 ~~role of the youth rehabilitation and treatment centers in the juvenile~~  
30 justice continuum of care, including what populations should be served in  
31 out-of-home placements they should serve and what treatment services

1 should be provided at the centers in order to appropriately serve those  
2 populations. Such committee shall also review how mental and behavioral  
3 health services are provided to juveniles in secure residential  
4 placements and the need for such services throughout Nebraska and make  
5 recommendations to the commission relating to those systems of care in  
6 the juvenile justice system. The committee shall collaborate with the  
7 University of Nebraska at Omaha, Juvenile Justice Institute, the  
8 University of Nebraska Medical Center, Center for Health Policy, the  
9 behavioral health regions as established in section 71-807, and state and  
10 national juvenile justice experts to develop recommendations. The  
11 recommendations ~~If the committee's recommendations include maintaining~~  
12 ~~the Youth Rehabilitation and Treatment Center-Kearney, the recommendation~~  
13 shall include a plan to implement a continuum of care in the juvenile  
14 justice system to meet the needs of Nebraska families, including specific  
15 recommendations for the rehabilitation and treatment model by upgrading  
16 ~~the center's physical structure, staff, and staff training and the~~  
17 ~~incorporation of evidence-based treatments and programs.~~ The  
18 recommendations shall be delivered to the commission and electronically  
19 to the Judiciary Committee of the Legislature annually by December 1,  
20 2013.

21 (c) The commission may organize committees as it deems necessary.  
22 Members of the committees may be members of the commission or may be  
23 appointed, with the approval of the majority of the commission, from  
24 individuals with knowledge of the committee's subject matter,  
25 professional expertise to assist the committee in completing its assigned  
26 responsibilities, and the ability to collaborate within the committee and  
27 with the commission to carry out the powers and duties of the commission.  
28 No member of any committee created pursuant to this section shall have  
29 any private financial interest, profit, or benefit from any work of such  
30 committee.

31 (d) The Title IV-E Demonstration Project Committee created pursuant

1 to section 43-4208 and the Foster Care Reimbursement Rate Committee  
2 created pursuant to section 43-4212 are under the jurisdiction of the  
3 commission.

4 (3) The commission shall work with the office of the State Court  
5 Administrator, as appropriate, and entities which coordinate facilitated  
6 conferencing as described in section 43-247.03. Facilitated conferencing  
7 shall be included in statewide strategic plan discussions by the  
8 commission. Facilitated conferencing shall continue to be utilized and  
9 maximized, as determined by the court of jurisdiction, during the  
10 development of the statewide strategic plan. Funding and contracting with  
11 mediation centers approved by the Office of Dispute Resolution to provide  
12 facilitated conferencing shall continue to be provided by the office of  
13 the State Court Administrator at an amount of no less than the General  
14 Fund transfer under subsection (1) of section 43-247.04.

15 (4) The commission shall gather information and communicate with  
16 juvenile justice specialists of the Office of Probation Administration  
17 and county officials with respect to any county-operated practice model  
18 participating in the Crossover Youth Program of the Center for Juvenile  
19 Justice Reform at Georgetown University.

20 (5) The commission shall coordinate and gather information about the  
21 progress and outcomes of the Nebraska Juvenile Service Delivery Project  
22 established pursuant to section 43-4101.

23 (6) The commission shall develop a system-of-care plan beginning  
24 with prevention services through treatment services for the child welfare  
25 system based on relevant data and evidence-based practices to meet the  
26 specific needs of each area of the state. Such system-of-care plan shall  
27 include services that are goal-driven and outcome-based and shall  
28 evaluate the feasibility of utilizing performance-based contracting for  
29 specific child welfare services, including the feasibility of additional  
30 contractual requirements for service providers requiring services to all  
31 children without an option to deny service.

1       (7) The commission shall analyze case management workforce issues  
2 and make recommendations to the Health and Human Services Committee of  
3 the Legislature regarding:

4       (a) Salary comparisons with other states and the current pay  
5 structure based on job descriptions;

6       (b) Utilization of incentives for persons who work in the area of  
7 child welfare;

8       (c) Evidence-based training requirements for persons who work in the  
9 area of child welfare and their supervisors; and

10       (d) Collaboration with the University of Nebraska to increase and  
11 sustain such workforce.

12       Sec. 26. For purposes of providing funds for the Nebraska Children's  
13 Commission, it is the intent of the Legislature to reduce the FY2015-16  
14 cash fund appropriation from the Nebraska Health Care Cash Fund to the  
15 Legislative Council by \$70,000 and the FY2016-17 cash fund appropriation  
16 from the Nebraska Health Care Cash Fund to the Legislative Council by  
17 \$60,000. It is the intent of the Legislature to reappropriate the  
18 unexpended and unobligated balance existing on June 30, 2016, in Agency  
19 70, Program 353.

20       Sec. 27. Sections 1, 2, 3, 4, 5, 6, 7, 8, 9, 10, 11, 12, 13, 14, 15,  
21 16, 19, 20, and 28 of this act become operative on July 1, 2016. The  
22 other sections of this act become operative on their effective date.

23       Sec. 28. Original sections 43-1311.03 and 43-1312, Revised Statutes  
24 Cumulative Supplement, 2014, and sections 43-272.01 and 43-285, Revised  
25 Statutes Supplement, 2015, are repealed.


26       Sec. 29. Original sections 43-532, 43-535, and 43-2502, Reissue  
27 Revised Statutes of Nebraska, sections 43-2404.01 and 43-4203, Revised  
28 Statutes Cumulative Supplement, 2014, and section 43-4202, Revised  
29 Statutes Supplement, 2015, are repealed.

30       Sec. 30. The following sections are outright repealed: Section  
31 43-534, Revised Statutes Cumulative Supplement, 2014, and section 50-424,

- 1 Revised Statutes Supplement, 2015.
- 2       Sec. 31. Since an emergency exists, this act takes effect when
- 3 passed and approved according to law.

# FOSTER CARE REIMBURSEMENT RATE COMMITTEE

2015 REPORT TO THE NEBRASKA CHILDREN'S COMMISSION AND  
HEALTH AND HUMAN SERVICES COMMITTEE OF THE LEGISLATURE



# FCRRC REPORT

- Neb. Rev. Stat. 43-4217 requires the FCRRC to submit a report July 1, 2016, and every four years thereafter.
- This report follows the May 2014 report with recommendations regarding the statewide assessment tool and foster parent reimbursement rates.
- The FCRRC has worked since the last report to monitor the implementation of the tool and the rates, accept additional assignments from DHHS and the Commission, and create its legislatively required report.



# RATE RECOMMENDATIONS

# RATE REVIEW PROCESS

- The FCRRRC recommended Base Rates, Foster Parent Rates, Pre-Assessment Rates, and Agency Support Rates in 2014 and has reviewed them to determine if any adjustment is necessary.
- In addition to updates and feedback in the FCRRRC meetings, the subgroups worked to review the rates.
- The Base Rate Sub-Committee was convened to review the rates, and considered the feedback from staff, foster parents, and the USDA's Expenditures on Children by Families 2013, and found no indication that the rates needed to be changed.
- The Level of Responsibility Workgroup conducted a survey of providers through FFTA to determine if additional compensation was necessary when agencies provide higher levels of support to foster parents who undertake a lower level of responsibility than the child needs, and found that no adjustment to agency support rates was necessary.
- The Foster Parent Survey Taskforce created a survey to capture feedback from foster parents regarding the NCR, and the responses did not indicate that any adjustment of the rate was necessary.

# RECOMMENDATIONS

- The rates determined in 2014 should continue to be implemented.
- The FCRRC and the Commission, in partnership with DHHS, NFC, Probation, and other stakeholders, should continue to monitor the implementation and effectiveness of the rates.
- Probation should submit a written report to the FCRRC by January 1, 2017, summarizing foster parent rates paid and an analysis of outcomes of any tool used to establish foster parent rates.

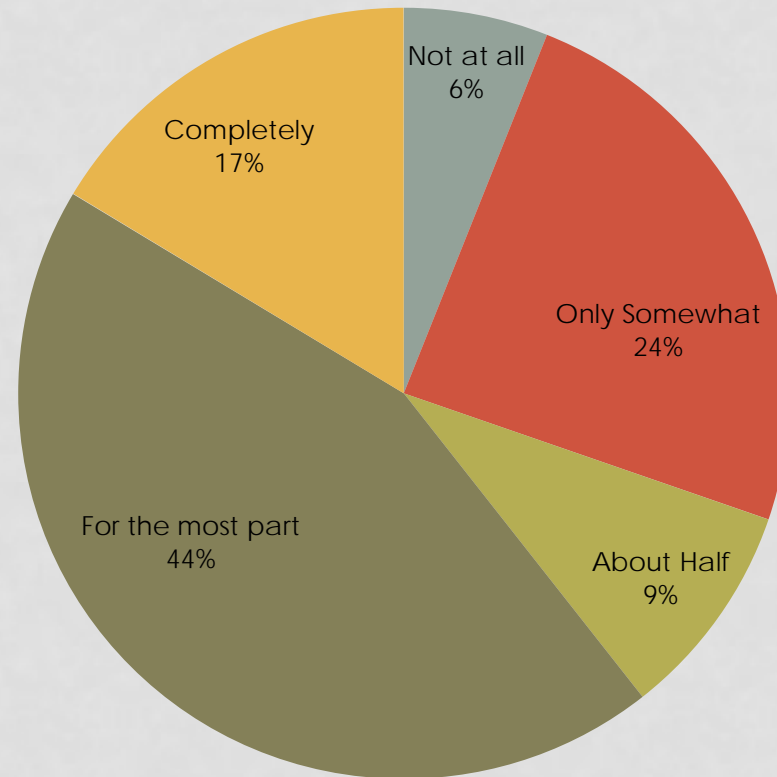
THE NEBRASKA CAREGIVER  
RESPONSIBILITY TOOL

# NCR REVIEW PROCESS

- The Nebraska Caregiver Responsibility (NCR) Tool is used by DHHS and NFC to determine the level of parenting the foster parents will provide the foster child, and the corresponding rate of payment.
- The Level of Responsibility Workgroup consulted with stakeholders, reviewed reports of DHHS and NFC regarding the effectiveness of the tool, performed a survey of FFTA member agencies, and a survey of foster parents.
- DHHS, FFTA, and NFAPA distributed the foster parent survey and 232 foster parents responded.
  - The survey disqualified foster parents who have not had an NCR completed in the last six months, which excluded foster parents with only probation foster placements from the survey, as probation does not utilize the NCR.

“I feel that the last time I filled out the NCR, it captured all of the services I provide for that child”

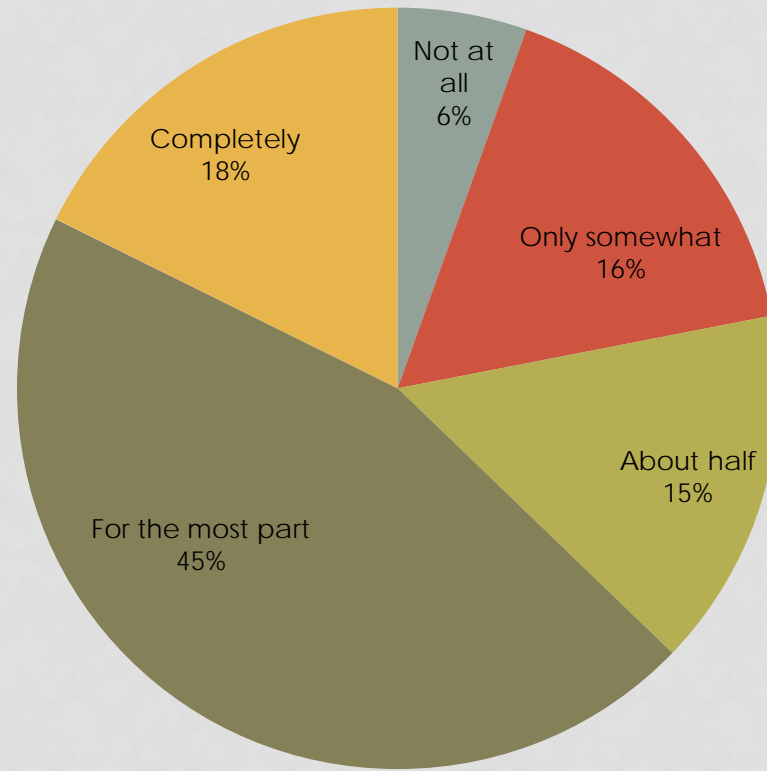
### Foster Parent Response



- Weighted Average – 2.41

“The last time I filled out the NCR, it adequately described foster parent responsibilities”

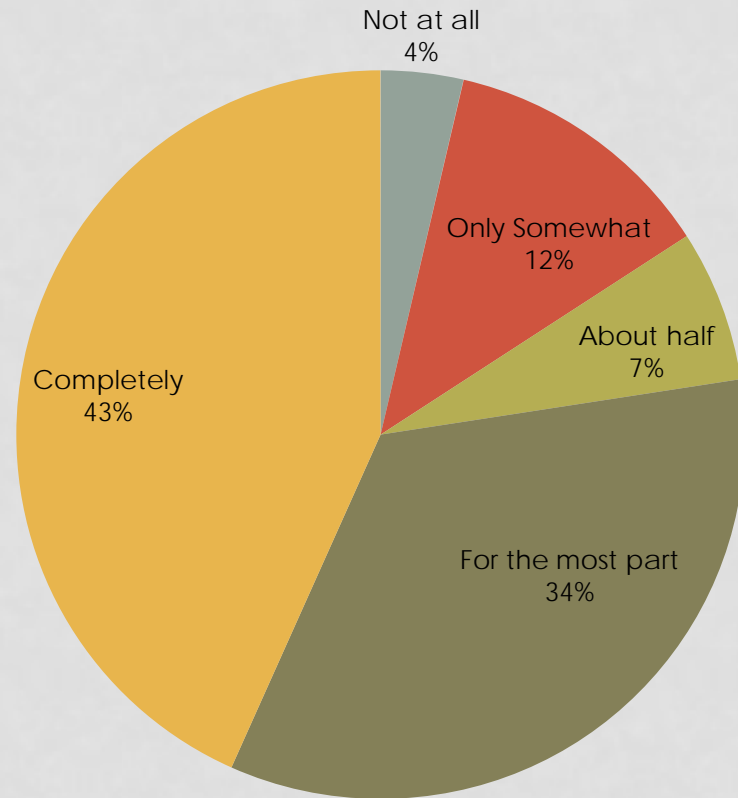
### Foster Parent Response



Weighted average: 2.53

“The last time I filled out the NCR, I understood the purpose of the NCR”

### Foster Parent Response



- Weighted average: 3.01



# RECOMMENDATIONS

- The NCR tool should continue to be implemented by DHHS and NFC for all youth placed out of home.
- The group identified several changes to the NCR:
  - Include a statement indicating next steps when a foster parent disagrees with the results of the NCR
  - Include information and out the Reasonable and Prudent Parenting Standard of the Strengthening Families Act
  - Change levels from “levels of care” to “levels of responsibility” to clearly communicate that the focus is the caregiver’s responsibilities, not the child’s needs.
  - Infuse the NCR with information about transportation to make it a consultation point.

# RECOMMENDATIONS, CTD

- NCR Changes
  - Clarify foster parent responsibility to youth who are transitioning to living independently as an adult.
  - Include information about the existing policy on liability insurance for parents.
- These recommended changes have been made, and the revised NCR tool is attached to the FCRRC report.

# TRAINING RECOMMENDATIONS

# TRAINING RECOMMENDATIONS

- Following the implementation of the NCR, DHHS, NFC, and FFTA jointly conducted trainings on the NCR across the state.
- The Foster Parent Survey made it clear that the NCR appears to be working successfully, but identified a few minor areas for additional training.
- Recommendations:
  - DHHS and partners should continue to implement a training and quality assurance plan to educated workers on the changes and requirements in the tool. This training is necessary to clarify the changes to the NCR, and prevent the natural drift that occurs after implementation of a new tool.

# FCRRC UPCOMING PRIORITIES

# FCRRC UPCOMING PRIORITIES

- The FCRRC will continue to monitor the rates and NCR.
- The next report regarding the rates is due to the Health and Human Services Committee of the Legislature on July 1, 2020.
- The FCRRC's current focus is completing an additional task assigned by the Commission to create recommendations related to a rate structure that includes expectations regarding treatment components adequate to serve youth in out-of-home care for whom placement is problematic.



**Nebraska Children's Commission**  
521 South 14<sup>th</sup> Street, Suite 401  
Lincoln, NE 68508

---

March 15, 2016

Beth Baxter, Chairperson  
Nebraska Children's Commission

Dear Beth Baxter,

Please accept the attached report from the Foster Care Reimbursement Rate Committee (FCRRC) for the March 2016 meeting of the Nebraska Children's Commission (Commission). This report contains the FCRRC's recommendations regarding the payment rates for foster parents and agencies, and the statewide standardized level of care assessment. This FCRRC has been working diligently to monitor and support the implementation of the rates and assessment tool since submitting its May 2014 report.

This report is submitted for the approval of the Commission at the March 15, 2016 meeting. The FCRRC requests that the Commission forward this report to the Health and Human Services Committee of the Legislature. The FCRRC is pleased to present this report for the Commission's consideration, and would like to thank the many organizations and individuals who have contributed their time, effort, and expertise.

Respectfully,

Peg Harriott  
FCRRC Co-Chair

Gene Klein  
FCRRC Co-Chair

Enclosure:  
Foster Care Reimbursement Rate Committee Report (2016)

**Nebraska Children's Commission**  
**Foster Care Reimbursement Rate Committee**



**Recommendations to the Nebraska Children's  
Commission and the Health and Human Services  
Committee of the Legislature**

**March 15, 2016**

**Submitted Pursuant to Neb. Rev. Stat. §43-4217**





## **Foster Care Reimbursement Rate Committee**

**March 15, 2016**

The Foster Care Reimbursement Rate Committee (FCRRC) of the Nebraska Children's Commission (Commission) was created pursuant to Neb. Rev. Stat. §43-4214 for the purposes of making recommendations related to the statewide standardized level of care assessment and foster care reimbursement rates. A listing of FCRRC members and workgroup members can be found at Appendix A. The FCRRC provided its recommendations to the Commission and Health and Human Services Committee of the Legislature in May of 2014, and has continued to work to monitor and review the implementation of its recommendations. In addition to the 2014 recommendations report, the FCRRC has been tasked with submitting a report on July 1, 2016, and every four years thereafter. This report is submitted pursuant to Neb. Rev. Stat. §43-4217 to satisfy the July 1, 2016 reporting requirement.

### **History & Background**

The FCRRC first began working on foster care reimbursement rates following its creation in 2012. The FCRRC and the work charged to it are products of LR37 (2011), a legislative study created to review, investigate, and assess the effects of child welfare reform. LR37 found that foster parent compensation in Nebraska was inconsistent and lacking in a statewide standard. These findings indicated a need to create a basic statewide rate for compensation.

As a result of the LR37 study, the FCRRC was established by LB820 in 2012. At the time, Nebraska foster care rates were among the lowest in the nation. LB820 (2012) required the creation of base rates for foster parents and for the parents to be paid directly, instead of through child placing service agencies. The FCRRC did significant work to ensure that the new base rates and direct payment to foster parents were adequate to recruit and retain quality foster homes and would not have an adverse impact on the agencies that provide foster parent support.

The FCRRC was continued in 2013 by LB530, which required the FCRRC to create a standard statewide assessment tool and foster parent reimbursement rates. The FCRRC released its legislative report containing the rate recommendations, Nebraska Caregiver Responsibilities Assessment Tool, and other recommendations to monitor the implementation process in May of 2014. This report and recommendations were the result of countless hours of work from the Department of Health and Human Services (DHHS), Nebraska Families Collaborative (NFC), child placing agencies, and many other organizations and individuals. Since that time, the FCRRC has continued to monitor

implementation of the rates and tool, accept additional assignments from DHHS and the Commission, and work to create its legislatively required report.

### Rate Recommendations

The FCRRC set forth the below base rates and pre-assessment rates in 2014 after countless hours of discussion, research, and work. The Base Rate Sub-Committee was convened to review these rates to determine if any adjustment was necessary. Members considered the feedback received from their staff and foster parents and reviewed the rates of surrounding states and the United States Department of Agriculture’s [Expenditures on Children by Families 2013](#). The Sub-Committee found no indication that the rates were unreasonable or unfair in any way, and identified additional processes for defraying other costs of foster parenting, including provisions for transportation reimbursement.

The FCRRC reviewed the results of the Foster Parent Survey, created to capture feedback from foster parents regarding the Nebraska Caregiver Responsibilities (NCR) Tool, and found that the responses of Foster Parents did not indicate that any adjustment of the payment rates was necessary.

The FCRRC additionally considered the daily rate paid to agencies through feedback from the agencies and a survey of Family Based Foster Treatment Association (FFTA) member agencies undertaken by the Level of Responsibility Workgroup to determine the prevalence of agencies providing higher levels of support to foster parents who undertake a lower level of responsibility than the child needs, and found that no adjustment to the agency support rates was necessary.

### Foster Parent Base Rates

| Age   | Daily   | Monthly  | Annual     |
|-------|---------|----------|------------|
| 0-5   | \$20.00 | \$608.33 | \$7,300.00 |
| 6-11  | \$23.00 | \$699.58 | \$8,395.00 |
| 12-18 | \$25.00 | \$760.42 | \$9,125.00 |

### Foster Parent Rates

| Age   | Essential Parenting | Enhanced Parenting | Intensive Parenting |
|-------|---------------------|--------------------|---------------------|
| 0-5   | \$20.00             | \$27.50            | \$35.00             |
| 6-11  | \$23.00             | \$30.50            | \$38.00             |
| 12-18 | \$25.00             | \$32.50            | \$40.00             |

**Foster Parent Pre-Assessment Rate**

| Age   | Daily   |
|-------|---------|
| 0-5   | \$25.00 |
| 6-11  | \$28.00 |
| 12-18 | \$30.00 |

**Agency Support Rate**

| Level of Parenting     | Daily rate paid to agency to support foster parent |
|------------------------|--|
| <b>Essential</b>       | \$21.76  |
| <b>Enhanced</b>        | \$28.17  |
| <b>Intensive</b>       | \$38.76  |
| <b>Pre-assessment*</b> | \$21.76  |

**\*Pre-assessment rate is for a period of 30 days or less when a child is new to the system.**

**Recommendations:**

- 1. The FCRRRC recommends that the above Foster Parent Base Rates continue to be implemented.** These rates are fair, adequately reflect the cost of raising a child in the care of the state, and will ensure retention and requirement of high-quality foster parents and ensure that foster children’s best interests are served.
- 2. The FCRRRC recommends that the above Pre-Assessment Rates be implemented.** Upon review of the pre-assessment rates recommended in 2014, the FCRRRC believes that they adequately compensate foster parents until the child can be assessed.
- 3. The FCRRRC recommends that the Agency Support Rates above should continue to be implemented.** The FCRRRC found that the agency support rates are adequate, fair, and no changes are necessary at this time.
- 4. The FCRRRC and Commission, in partnership with DHHS, Nebraska Families Collaborative (NFC), Administrative Office of Probation (AOP), and child placing agencies, should continue to monitor the implementation and effectiveness of the base rates, level of parenting rates, and Child Placement Agency Rates.** This will allow the FCRRRC to achieve the intent of LB530, and ensure that the rates support the retention and recruitment of high quality foster homes and ensure that foster children’s best interests are served.
- 5. The AOP should submit a written report to the FCRRRC by January 1, 2017, summarizing foster parent rates paid and providing an analysis of outcomes of any tool used to establish foster parent rates.** The AOP has been an active

partner in the FCRRRC, and has provided information as requested. The FCRRRC recognizes that it is imperative that all foster care services be coordinated and aligned, and accordingly requests to be kept informed of the AOP's foster care rates.

### **The NCR Tool**

The Level of Responsibility workgroup consulted with stakeholders, performed a survey of FFTA member agencies, reviewed reports from DHHS and NFC regarding the effectiveness of the NCR, and survey of foster parents meant to gather information about the NCR Tool, in order to create its recommendations. Foster Parent survey highlights can be found on page six. The recommendations of the LOR workgroup and FCRRRC are below. The NCR Tool is attached to this document as Appendix B and reflects the recommended changes below.

#### **Recommendations:**

- 1. The FCRRRC continues to recommend that the NCR Tool should be implemented for all youth placed out of home by DHHS and NFC.** Feedback from DHHS, NFC, stakeholders and foster parents indicate that the NCR is working as intended, and should continue to be implemented with the changes recommended below.
- 2. The NCR should include a statement indicating steps foster parents should take if they disagree with the results of the assessment.** This change does not create a new process, but notifies foster parents in writing of how disagreement should be addressed.
- 3. The NCR should include information regarding the Reasonable and Prudent Parenting Standard (RPPS) of the Strengthening Families Act (SFA).** All caregivers will be responsible for acting as a reasonable and prudent parent in the care of their foster children, and this change clearly states this expectation.
- 4. The Levels should be changed from “Level of Care” to “Level of Responsibility” to more clearly communicate that the focus of the NCR is the caregiver’s responsibilities.** As a result of the foster parent survey, the FCRRRC found that there is still confusion in foster parents over whether the NCR measures children’s needs or foster parent responsibilities. This change will help clarify what the NCR Tool is meant to measure.
- 5. The NCR should be infused with information about transportation, including the foster parent’s responsibility to transport foster children, and mileage reimbursement.** This change to the NCR Tool makes transportation a consultation point and provides information that will assist foster parents in accessing mileage reimbursement.
- 6. The NCR should clarify foster parent responsibilities to youth who are transitioning to living independently as an adult in LOR 8.** The proposed

changes to Level of Responsibility 8 clearly set forth foster parent responsibility regardless of the child or youth's permanency goal, and highlight the responsibilities that will support foster youth in gaining the life skills to live independently as an adult.

- 7. The NCR should include information about liability insurance for Foster Parents.** The intention is to make foster parents aware of the liability insurance policies of the state. This is not new policy, but the inclusion on the NCR will allow for the opportunity for consultation between the caseworker, agency support worker (if applicable), and foster parent.

### **Training Needs**

Following the implementation of the Nebraska Caregiver Responsibilities (NCR) Tool, DHHS, NFC, and FFTA jointly conducted trainings on the NCR across the state to ensure that training was performed in a uniform manner. In an update to the FCRRC, DHHS notes that as a result of this training process, questions are rarely received regarding the NCR. The Foster Parent Survey results made it clear that the NCR appears to be working successfully and as intended, but identified a few minor areas for additional training.

### **Recommendations:**

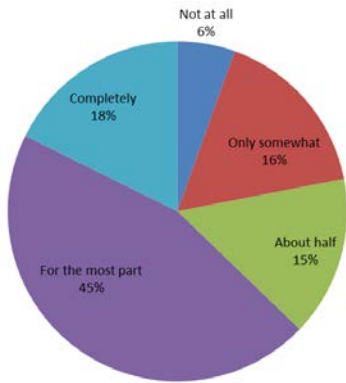
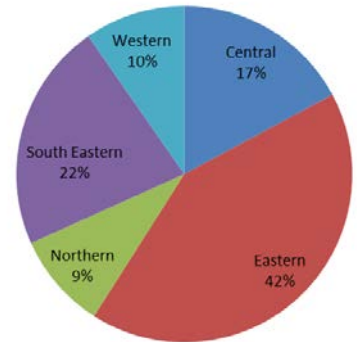
- 1. DHHS and partners should continue to implement a training and quality assurance plan to educate workers on the changes and requirements in the tool.** DHHS has engaged with partners to develop and provide training on the NCR for workers, and has indicated a willingness to continue this training. Additional training will be necessary to clarify the changes above, and prevent the natural drift that occurs after implementation of a new tool.

## Foster Parent Survey Highlights

The FCRRRC undertook the Foster Parent Survey with the intention to gather information on the experiences of foster parents with the Nebraska Caregiver Responsibility Tool. This survey was distributed by DHHS, FFTA, and Nebraska Foster and Adoptive Parent Association (NFAPA) to foster parents. Foster Parents who did not have an NCR assessment in the past six months were disqualified from participation; accordingly it does not capture information related to Probation foster placements. Some highlights from the survey include:

### Foster Parent Service Area of Residence

Foster parents reported residing in 43 counties. 36 counties had less than six foster parents reporting residence, and in an effort to maintain anonymity, data was reported by service area.

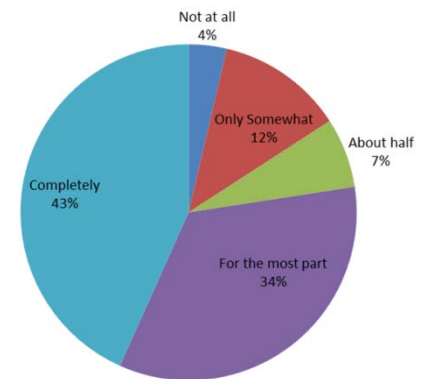


**“I feel that the last time I filled out the NCR, it captured all of the services I provide for that child.”**

164 foster parents responded with their level of agreement to the statement on a 1-5 weighted Likert scale. The weighted average was 2.53.

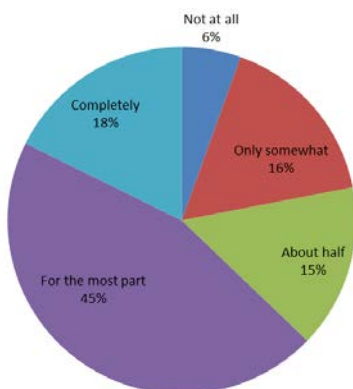
**“The last time I filled out the NCR, I understood the purpose of the NCR.”**

164 foster parents responded with their level of agreement to the statement on a 1-5 weighted Likert scale. The weighted average was 3.01.



**“The last time I filled out the NCR, it adequately described foster parent responsibilities.”**

164 foster parents responded with their level of agreement on a 1-5 weighted Likert scale. The weighted average was 2.53.



## Foster Care Reimbursement Rate Committee Membership

| Member Name                    | Member Type | Location     | Representation   |
|--------------------------------|-------------|--------------|--|
| <b>Jodie Austin</b>            | Voting      | Omaha        | A child welfare agency that contracts directly with foster parents - Eastern                                     |
| <b>Phillip Burrell</b>         | Voting      | Omaha        | Representative from a child advocacy organization that supports young adults who were in foster care as children |
| <b>Jude Dean</b>               | Voting      | Lincoln      | A foster parent who contracts with a child welfare agency  |
| <b>Corrie Edwards</b>          | Voting      | Grand Island | A child welfare agency that contracts directly with foster parents - Central                                     |
| <b>Leigh Esau</b>              | Voting      | Lincoln      | At Large   |
| <b>Peg Harriott (Co-Chair)</b> | Voting      | Omaha        | A child welfare agency that contracts directly with foster parents - Eastern                                     |
| <b>Susan Henrie</b>            | Voting      | Kearney      | A child welfare agency that contracts directly with foster parents - Western                                     |
| <b>Dr. Anne Hobbs</b>          | Voting      | Denton       | A foster parent who contracts with a child welfare agency  |
| <b>Vanessa Humaran</b>         | Voting      | Lincoln      | A foster parent who contracts directly with the Department of Health and Human Services                          |
| <b>Gene Klein (Co-Chair)</b>   | Voting      | Omaha        | Director of a Child Advocacy Center  |
| <b>Bobby Loud</b>              | Voting      | Omaha        | A foster parent who contracts with a child welfare agency  |
| <b>Jackie Meyer</b>            | Voting      | O'Neill      | A child welfare agency that contracts directly with foster parents - Northern                                    |
| <b>Sherry Moore</b>            | Voting      | Elkhorn      | A foster parent who contracts with a child welfare agency  |
| <b>Felicia Nelsen</b>          | Voting      | Lincoln      | Representative from a foster and adoptive parent association   |
| <b>David Newell</b>            | Voting      | Omaha        | Representative of a Lead Agency  |
| <b>Lana Temple-Plotz</b>       | Voting      | Omaha        | Representative from an advocacy organization which deals with legal and policy issues that include child welfare |
| <b>Julia Tse</b>               | Voting      | Omaha        | Representative from an advocacy organization, the singular focus of which is issues impacting children           |
| <b>Michaela Young</b>          | Voting      | Lincoln      | A child welfare agency that contracts directly with foster parents - Southeastern                                |
| <b>Michele Anderson</b>        | Ex-Officio  | Lincoln      | Representative from the Division of Children and Family Services - Central                                       |
| <b>Jeanne Brandner</b>         | Ex-Officio  | Lincoln      | Probation  |
| <b>Jerrilyn Crankshaw</b>      | Ex-Officio  | North Platte | Representative from the Division of Children and Family Services - Western                                       |



## Foster Care Reimbursement Rate Committee Membership

|                        |            |         |  |
|------------------------|------------|---------|--|
| <b>Jodi Hitchler</b>   | Ex-Officio | Lincoln | A child welfare agency that contracts directly with foster parents - Southeastern      |
| <b>Karen Knapp</b>     | Ex-Officio | Lincoln | Representative from the Division of Children and Family Services - Northern            |
| <b>Stacy Scholten</b>  | Ex-Officio | Lincoln | Representative from the Division of Children and Family Services - Eastern             |
| <b>Nanette Simmons</b> | Ex-Officio | Lincoln | Representative from the Division of Children and Family Services - Central             |
| <b>Sherrie Spilde</b>  | Ex-Officio | Lincoln | Representative from the Division of Children and Family Services - Southeastern        |
| <b>Doug Weinberg</b>   | Ex-Officio | Lincoln | Designee of the chief executive officer of the Department of Health and Human Services |

# Nebraska Caregiver Responsibilities (NCR)

Child's Name: \_\_\_\_\_

Child's Master Case # \_\_\_\_\_

Today's Date: \_\_\_\_\_

Last Assessment Date: \_\_\_\_\_

Previous Score: \_\_\_\_\_

Assessment Type:

- |   |   |   |
|---|---|---|
| <input type="checkbox"/> Initial  | <input type="checkbox"/> Request of Foster Parent     | <input type="checkbox"/> Change of Placement          |
| <input type="checkbox"/> Reassessment (6 months from date of previous tool) | <input type="checkbox"/> Request of Agency/Department | <input type="checkbox"/> Permanency Plan Change       |
|   |   | <input type="checkbox"/> Change of Child Circumstance |

Worker Completing Tool: \_\_\_\_\_

Service Area: \_\_\_\_\_

Caregiver(s): \_\_\_\_\_

Child Placing Agency: \_\_\_\_\_

CPA Worker: \_\_\_\_\_

The Nebraska Caregiver Responsibility (NCR) document is to be completed within the **first 30 days of a child's placement in out-of-home care or when there are changes that may impact the responsibilities of the caregiver as defined above.**

Forms should be filled out during a face-to-face meeting with the foster parent, the assigned worker, and the child placing agency worker (if applicable). Foster parents and the child placing agency worker (if applicable) should receive copies of the tool. If the foster parent disagrees with the results of the NCR document, he/she should notify the case worker and/or child placing agency worker as applicable.

In accordance with the Strengthening Families Act (SFA) caregiver should exercise reasonable and prudent parenting standards. REASONABLE PRUDENT PARENT STANDARD (RPPS) means a standard characterized by careful and sensible parental decisions which maintain the health, safety, and best interests of a child while at the same time encouraging the emotional and developmental growth of the child, that a caregiver shall use when determining whether to allow a child in foster care under the responsibility of the State to participate in extracurricular, enrichment, cultural, and social activities. The first level (LOR1) is considered essential for all placements and the minimum expectation of all caregivers. **For each of the responsibilities, indicate the level of responsibility (LOR) currently required to meet the needs of the child (based on results of the current assessment model). The focus is on the caregiver's responsibilities, not on the child's behaviors.** Each level is inclusive of the previous one. Outline caregiver responsibilities in the box provided for any area checked at a 2 or higher.

**CIRCLE ONE ONLY**

| <b>LOR1 Medical/Physical Health &amp; Well-Being</b> |  |
|--|--|
| <b>L1</b>  | <p>Caregiver arranges and participates, as appropriate in routine medical and dental appointments; Provides basic healthcare and responds to illness or injury; administers prescribed medications; maintains health records; shares developmentally appropriate health information with child.</p> <p>Definition: Caregiver follows established policies to ensure child's physical health needs are met by providing basic healthcare and response to illness or injury. Caregiver contributes to ongoing efforts to meet the child's needs, by arranging, transporting* and participating in doctor's appointments that is reflected in required ongoing documentation. Caregiver will administer medications as prescribed, keep a medication log of all prescribed and over-the-counter medication, understand the medications administered, and submit the medication log monthly.</p> |
| <b>L2</b>  | <p>Caregiver arranges and participates with additional visits with medical specialists, assists with treatment and monitoring of specific health concerns, and provides periodic management of personal care needs. Examples may include treating and monitoring severe cases of asthma, physical disabilities, and pregnant/parenting teens.</p> <p>Definition: Additional health concerns must be documented and caregiver's role in meeting these additional needs will be reflected in the child's case plan and/or treatment plan. Caregiver will transport* and participate in additional medical appointments, including monthly medication management, physical or occupational therapy appointments, and monitor health concerns as determined by case professionals.</p>   |
| <b>L3</b>  | <p>Caregiver provides hands-on specialized interventions to manage the child's chronic health and/or personal care needs. Examples include using feeding tubes, physical therapy, or managing HIV/AIDS.</p> <p>Definition: Any specialized interventions provided by the caregiver should be reflected in the child's case plan and/or treatment plan. Case management records should include narrative as to the training and/or certification of the caregiver to provide specialized levels of intervention specific to the child's health needs. Caregiver will provide specific documentation of specialized interventions utilized to manage chronic health and/or personal care needs.</p>  |
| <p>Outline the caregiver responsibilities:</p>       |  |

\*Please detail transportation arrangements in responsibilities section. If the caregiver is unable to provide transportation, alternate arrangements must be discussed in detail at this time and documented in the responsibilities section.

**CIRCLE ONE ONLY**

| <b>LOR2 Family Relationships/Cultural Identity</b> |  |
|--|--|
| <b>L1</b>  | <p>Caregiver supports efforts to maintain connections to primary family including siblings and extended family, and/or other significant people as outlined in the case plan; prepares and helps child with visits and other contacts; shares information and pictures as appropriate; supports the parents and helps the child to form a healthy view of his/her family.</p> <p>Definition: Caregiver follows established visitation plan and supports ongoing child-parent and sibling contact as outlined in case plan. Caregiver provides opportunities for the child to participate in culturally relevant experiences and activities including transportation*. Caregiver works with parents and youth in ongoing development of youth's life book.</p>  |
| <b>L2</b>  | <p>Caregiver arranges and supervises ongoing contact between child and primary family and/or other significant people or teaches parenting strategies to other caregivers as outlined in the case plan.</p> <p>Definition: Caregiver provides and facilitates parenting time in accordance with the established parenting time plan and case plan. Caregiver provides regular instruction to parent outlining parenting strategies. This feedback must be reflected in Caregiver's required ongoing documentation.</p>   |
| <b>L3</b>  | <p>Caregiver works with primary family to co-parent child, sharing parenting responsibilities, OR supports parent who is caring for child AND works with parent to coordinate attending meetings AND appointments together. Examples include attending meetings with doctors, specialists, educators, and therapists together.</p> <p>Definition: Caregiver partners and collaborates with parents to ensure both caregiver and parent attends child's appointments and activities. Caregiver allows parental interaction in the foster home and provides support to the parent while the child is in the parent's home. Caregiver allows the parent to participate in daily routine of the child in the foster home (i.e. dinner, bedtime routine, morning routine). Documentation should illustrate caregiver's efforts to engage parent and shows examples of a transfer of learning to the parent.</p> |
| <p>Outline the caregiver responsibilities:</p>     |  |

\*Please detail transportation arrangements in responsibilities section. If the caregiver is unable to provide transportation, alternate arrangements must be discussed in detail at this time and documented in the responsibilities section.

**CIRCLE ONE ONLY**

| <b>LOR 3 Supervision/Structure/Behavioral &amp; Emotional</b> |   |
|---|---|
| <b>L1</b>   | <p>Caregiver provides routine direct care and supervision of the child, assists child in learning appropriate self-control and problem solving strategies; utilizes constructive discipline practices that are fair and reasonable and are logically connected to the behavior in need of change, adapts schedule or home environment to accommodate or redirect occasional outbursts.</p> <p>Definition: Caregiver provides age and developmentally appropriate supervision, structure, and behavioral and/or emotional support. Caregiver utilizes constructive discipline practices that are fair and reasonable and are logically connected to the behavior in need of change. Caregiver can provide examples of strategies and interventions implemented.</p>  |
| <b>L2</b>   | <p>Caregiver works with other professionals to develop, implement and monitor specialized behavior management or intervention strategies to address ongoing behaviors that interfere with successful living as determined by the family team.</p> <p>Definition: Caregiver provides beyond age and developmentally appropriate supervision, structure, and behavioral and/or emotional support in accordance with a formal treatment or behavioral management plan as identified by the child's needs. Caregiver can provide examples of strategies and interventions implemented.</p>  |
| <b>L3</b>   | <p>Caregiver provides direct care and supervision that involves the provision of highly structured Interventions such as using specialized equipment and/or techniques and treatment regimens on a constant basis. Examples of specialized equipment include using alarms, single bedrooms modified for treatment purposes, or using adaptive communication systems, etc.; works with other professionals to develop, implement and monitor strategies to intervene with behaviors that put the child or others in imminent danger or at immediate risk of serious harm.</p> <p>Definition: Caregiver follows established treatment plan to ensure child's safety and well-being. Treatment plan requires immediate and ongoing (more than once daily) monitoring and interaction. Strategies and interventions are developed in accordance with treatment plan and in consultation with case manager and must be followed to ensure child's immediate and ongoing safety and well-being. If plan is not followed child is at risk of imminent danger. Caregiver maintains frequent contact with mental health professionals and actively participates in services and monitoring. Caregiver can provide examples of therapeutic interventions and demonstrates ongoing monitoring.</p> |
| <p>Outline the caregiver responsibilities:</p>                |   |

**CIRCLE ONE ONLY**

| <b>LOR 4 Education/Cognitive Development</b> |   |
|--|---|
| <b>L1</b>                                    | <p>Caregiver provides developmentally appropriate learning experiences for the child noting progress and special needs; assures school or early intervention participation as appropriate; supports the child’s educational activities; addresses cognitive and other educational concerns as they arise, participation in the IEP development and review.</p> <p>Definition: Caregiver ensures child meets established education goals. Routine educational support includes providing transportation* to and from school, providing a structured homework routine and help with homework; maintaining regular, ongoing contact with school to ensure age-appropriate performance and progress. This includes participation in regularly scheduled parent- teacher conferences with the parents (as appropriate). For non-school age children, the caregiver will ensure the child is working on developmental goals (i.e. colors, ABCs, counting, etc.)</p> |
| <b>L2</b>                                    | <p>Caregiver maintains increased involvement with school staff to address specific educational needs that require close home/school communication for the child to make progress AND responds to educational personnel to provide at-home supervision when necessary; or works with others to implement program to assist youth in alternative education or job training.</p> <p>Definition: Educational goals may include both school-based as well as job training goals (for older youth). Caregiver implements monitoring in the home to reflect established learning plan objectives or collaborates with professionals to ensure child’s educational goals are met. Caregiver provides examples of efforts to support education. Caregiver provides support and structure for child if suspended or expelled from school.</p>   |
| <b>L3</b>                                    | <p>Caregiver works with school staff to administer a specialized educational program AND carries out a comprehensive home/school program (more than helping with homework) during or after school hours.</p> <p>Definition: Caregiver implements interventions per an established alternative education plan, IEP or 504 plan which involves specialized activities and/or strategies outside of the educational setting. Implementation of this plan requires regular communication with school and is not considered routine educational support. Caregiver may require specialized training or certification in order to meet the child’s educational and cognitive needs.</p>   |
|  | <p>Outline the caregiver responsibilities:</p>  |

\*Please detail transportation arrangements in responsibilities section. If the caregiver is unable to provide transportation, alternate arrangements must be discussed in detail at this time and documented in the responsibilities section.

**CIRCLE ONE ONLY**

| <b>LOR 5 Socialization/Age-Appropriate Expectations</b> |  |
|---|--|
| <b>L1</b>   | <p>In keeping with Reasonable and Prudent Parenting standards, Caregiver works with others to ensure child’s successful participation in community activities; ensures opportunities for child to form healthy, developmentally appropriate relationships with peers and other community members, and uses everyday experiences to help child learn and develop appropriate social skills.</p> <p>Definition: Caregiver encourages and provides opportunities for child to participate in age-appropriate peer activities at least once per week. Caregiver can give examples of the child’s participation the activity. Caregiver transports* to activity if needed. Caregiver monitors negative peer interactions. Examples may include: school-based activities, sports, community-based activities, etc.</p> |
| <b>L2</b>   | <p>Caregiver provides additional guidance to the child to enable the child’s successful participation in Community and enrichment activities AND provides assistance with planning and adapting activities AND participates with child when needed. Examples include shadowing, coaching social skills, sharing specific intervention strategies with other responsible adults, etc.</p> <p>Definition: Caregiver’s intervention and participation further ensures child’s participation in the activity. The child may not be able to participate without adult support. Caregiver can give examples of the child’s participation in the activity.</p>  |
| <b>L3</b>   | <p>Caregiver provides ongoing, one-to-one supervision and instruction (beyond what would be age appropriate) to ensure the child’s participation in community and enrichment activities AND caregiver is required to participate in or attend most community activities with other responsible adults, etc.</p> <p>Definition: Caregiver must participate and fully supervise child during all community and enrichment activities. Participation in the community and enrichment activities provides a normalized child experience. Caregiver can provide examples of child’s normalized involvement in the activity.</p>   |
|   | <p>Outline the caregiver responsibilities:</p>   |

\*Please detail transportation arrangements in responsibilities section. If the caregiver is unable to provide transportation, alternate arrangements must be discussed in detail at this time and documented in the responsibilities section.

**CIRCLE ONE ONLY**

| <b>LOR 6 Support/Nurturance/Well-Being</b> |  |
|--|--|
| <b>L1</b>                                  | <p>Caregiver provides nurturing and caring to build the child’s self-esteem; engages the child in constructive, positive family living experiences; maintains a safe home environment with developmentally appropriate toys and activities; provides for the child’s basic needs and arranges for counseling or other mental health services as needed.</p> <p>Definition: Caregiver meets child’s established basic needs to assure well-being. Caregiver understands and responds to the child’s needs specific to removal from their home. Caregiver transports* and participates in mental health services as needed.</p>  |
| <b>L2</b>                                  | <p>Caregiver consults with mental health professionals to implement specific strategies of interacting with the child in a therapeutic manner to promote emotional well-being, healing and understanding, and a sense of safety on a daily basis.</p> <p>Definition: Caregiver follows established treatment plan to ensure child’s safety and well-being are addressed. Strategies and interventions are developed in accordance with the treatment plan and in consultation with case manager. Caregiver has regular contact with mental health professionals and participates in mental health services for the child. Caregiver can provide examples of therapeutic interventions and demonstrates ongoing monitoring.</p>   |
| <b>L3</b>                                  | <p>Caregiver works with services and programs to implement intensive child-specific in-home strategies of interacting in a therapeutic manner to promote emotional well-being, healing, and understanding, and sense of safety on a constant basis.</p> <p>Definition: Treatment plan requires immediate and ongoing (more than once daily) monitoring and interaction. Therapeutic strategies and interventions are developed in accordance with treatment plan and in consultation with case management staff and must be followed to ensure the child’s well-being. If plan is not followed child is at risk of imminent danger. Caregiver maintains frequent contact with mental health professionals and actively participates in services and monitoring. Caregiver can provide examples of therapeutic interventions and demonstrates ongoing monitoring.</p> |
|  | <p>Outline the caregiver responsibilities:</p>   |

\*Please detail transportation arrangements in responsibilities section. If the caregiver is unable to provide transportation, alternate arrangements must be discussed in detail at this time and documented in the responsibilities section.



**CIRCLE ONE ONLY**

| <b>LOR 7 Placement Stability</b> |   |
|----------------------------------|---|
| <b>L1</b>                        | <p>Caregiver maintains open communication with the child welfare team about the child's progress and adjustment to placement and participates in team meetings, court hearings, case plan development, respite care, and a support plan.</p> <p>Definition: Caregiver works to ensure placement stability. Caregiver communicates openly and regularly with case manager, provides required monthly documentation and participates in family team meetings. Caregiver must actively participate in developing a support plan to eliminate placement disruption.</p>   |
| <b>L2</b>                        | <p>The child's/youth's needs require caregiver expertise that is developed through fostering experience, participation in support group and/or mentor support, and consistent relevant in-service training.</p> <p>Definition: Caregiver must utilize specialized knowledge, skills, and abilities to maintain child's placement. Child's needs warrant specialized knowledge, skills, and abilities. Interventions provided by caregiver must be in collaboration and consultation with other professions and case managers. Caregiver should provide examples of their specialized knowledge, skill, and abilities to ensure placement and participation in in- service training.</p>   |
| <b>L3</b>                        | <p>The child's/youth's needs require daily or weekly involvement/participation by the caregiver with intensive in-home services as defined in case plan and/or treatment team.</p> <p>Definition: Caregiver must collaborate with external supports in order to maintain placement. These external supports provide intensive interventions within the caregiver's home, without which child could not safety be maintained. Interventions must be selected and implemented in collaboration with the case manager. Caregiver collaborates with intensive service interventions and demonstrates specialized knowledge, skills, and abilities to maintain child's placement. Caregiver provides examples of their role in the intensive in-home service provision. Caregiver may require additional training to eliminate placement disruption.</p> |
|                                  | <p>Outline the caregiver responsibilities:</p>  |

**CIRCLE ONE ONLY**

| <b>LOR 8 Transition To Permanency and/or Living Independently as an Adult</b> |  |
|---|--|
| <b>L1</b>   | <p>For all children/youth regardless of their permanency objective, Caregiver provides routine ongoing efforts to work with biological family and/or other significant adults to facilitate successful transition home or into another permanent placement. Caregiver provides routine assistance in the on-going development of the child/youth life book.</p> <p>Definition: Caregiver collaborates with case manager and other community resources to ensure child's/youth's permanency goal is met. Caregiver works with child/youth in ongoing development of life book in preparation for permanency. Caregiver addresses developmentally appropriate daily life skills with the child/youth to include assistance with budgeting, education, self care, housing, transportation, employment, community resources, and lifelong connections.</p>   |
| <b>L2</b>   | <p>Caregiver actively provides age-appropriate adult living preparation and life skills training for child/youth. For children/youth age 14 and above, training should be outlined in the written transition plan and determined through completion of a life skills assessment.</p> <p><b>For children/ youth whose permanency objective is adoption or guardianship,</b> the caregiver (with direction from their agency and in accordance with the case plan), cooperates and works with team members, potential adoptive parents, therapists and specialists to ensure the child/youth achieves permanency.</p> <p>Definition: <b>For children 8 and above</b> caregiver develops and monitors daily life skills activities. For children/youth 14 and above, caregiver assists the youth in completing a life skills assessment and uses the results to inform daily activities that promote development of life skills to include assistance with budgeting, education, self care, housing, transportation, employment, accessing community resources and lifelong connections. Caregiver also supports efforts to maintain family relationships where appropriate.</p> <p><b>For children/youth whose permanency objective is adoption or guardianship,</b> the caregiver regularly collaborates with team members to ensure child's permanency goals are met. If the caregiver will be providing permanency for the child, the caregiver actively participates in adoption preparation activities (examples include training, support groups, mentor support, respite care).</p> |
| <b>L3</b>   | <p>Transition to Adulthood Focus: Caregiver supports active participation of youth age 14 or above in services to facilitate the development of life skills and the transition to living independently as an adult.</p> <p>Definition: Caregiver partners with life skills resources to ensure youth is prepared for transition to live independently as an adult. Caregiver provides assistance and interventions on an ongoing basis and in accordance with established transition plan to include assistance with budgeting, education, self-care, housing, transportation, employment, community resources and lifelong connections. Additionally, caregiver regularly collaborates with youth's team (i.e. caseworker, agency staff, PALS Specialist) to ensure a smooth transition out of care. Caregiver demonstrates role in preparing youth for living independently as an adult by providing concrete examples of provided intervention and youths skill acquisition.</p>  |

**CIRCLE ONE ONLY**

|  |   |
|--|---|
|  | Outline the caregiver responsibilities: |
|--|---|

Transportation: Foster Parents are responsible for the first 100 miles per month of direct transportation for foster children in their home and are eligible for reimbursement for every 50 mile increment beyond the initial 100 miles. (Title 479 2-002.03E1. Administrative Memo #1-3-14-2005)

Liability Insurance: Federal and state law mandate eligibility coverage for Foster Parents. For more information speak with your child's case worker and/or agency representative (Program Memo-Protection and Safety-#11-201)

**SIGNATURES:**

NAME: \_\_\_\_\_

Foster Parent

DATE: \_\_\_\_\_

NAME: \_\_\_\_\_

Foster Parent

DATE: \_\_\_\_\_

NAME: \_\_\_\_\_

CFS/FPS Worker

DATE: \_\_\_\_\_

NAME: \_\_\_\_\_

CFS/FPS Supervisor

DATE: \_\_\_\_\_

NAME: \_\_\_\_\_

CPA Representative (if involved)

DATE: \_\_\_\_\_

NAME: \_\_\_\_\_

Other Participant

DATE: \_\_\_\_\_

NCR TOOL

## Nebraska Caregiver Responsibilities Summary and Level of Parenting

Child's Name: \_\_\_\_\_ Child's Master Case # \_\_\_\_\_

Today's Date: \_\_\_\_\_ Last Assessment Date: \_\_\_\_\_ Previous Score: \_\_\_\_\_

Assessment Type:

- |   |   |   |
|---|---|---|
| <input type="checkbox"/> Initial  | <input type="checkbox"/> Request of Foster Parent     | <input type="checkbox"/> Change of Placement          |
| <input type="checkbox"/> Reassessment (6 months from date of previous tool) | <input type="checkbox"/> Request of Agency/Department | <input type="checkbox"/> Permanency Plan Change       |
|   |   | <input type="checkbox"/> Change of Child Circumstance |

Worker Completing Tool: \_\_\_\_\_ Service Area: \_\_\_\_\_

Caregiver(s): \_\_\_\_\_

Child Placing Agency: \_\_\_\_\_ CPA Worker: \_\_\_\_\_

**Circle the Age Range of the Child:**    **0-5**                    **6-11**                    **12-18**

Take the scores for each of the LOR categories on the Nebraska Caregiver Responsibilities tool and record them below:

| LEVEL OF Responsibility (LOR)   | SCORE |
|---|-------|
| LOR 1: <b>Medical/Physical Health &amp; Well-Being</b>                  |       |
| LOR 2: Family Relationships/Cultural Identity                           |       |
| LOR 3: <b>Supervision/Structure/Behavioral &amp; Emotional</b>          |       |
| LOR 4: Education/Cognitive Development                                  |       |
| LOR 5: Socialization/Age-Appropriate Expectations                       |       |
| LOR 6: Support/Nurturance/Well-Being                                    |       |
| LOR 7: <b>Placement Stability</b>                                       |       |
| LOR 8: Transition To Permanency and/or Living Independently as an Adult |       |
| <b>TOTAL LOR SCORE</b>  |       |

Circle the scores for LOR 1, 3 and 7. Add these three scores together to determine the weighted score.

**Weighted Score:** \_\_\_\_\_

**Record the Total LOR Score from page 1:** \_\_\_\_\_

Using the Total LOR Score above, determine what column to reference below. Once a column has been chosen, use the weighted score to determine Level of Parenting required.

|                  | <b>Total Score 1-8</b> | <b>Total Score 9-17</b> | <b>Total Score 18-23</b> | <b>Total Score 24</b> |
|------------------|------------------------|-------------------------|--------------------------|-----------------------|
| <b>Essential</b> | Weighted score<br>=3   | Weighted score<br>=3    |                          |                       |
| <b>Enhanced</b>  |                        | Weighted score<br>=4-5  | Weighted score<br>=4-5   |                       |
| <b>Intensive</b> |                        | Weighted score<br>=6-9  | Weighted score<br>=6-9   | Weighted score<br>=9  |

**Level of Parenting:** \_\_\_\_\_

NAME: \_\_\_\_\_

CFS Worker

NAME: \_\_\_\_\_

CFS Supervisor

DATE: \_\_\_\_\_

DATE: \_\_\_\_\_



# Nebraska Court Improvement Project

A Nebraska Supreme Court Juvenile Court Project

## Nebraska Court Improvement Project Update

March 14, 2016

Prepared for the Nebraska Children's Commission

### **Transition:**

The Nebraska Court Improvement Project transitioned from a subcontract with CCFL of the University of Nebraska to a direct Project of the Nebraska Supreme Court Administrative Office of the Courts on June 1, 2015. All employees at that time were given the opportunity to transition to the AOC. Two staff members transitioned (Kelly Engquist, B.F.A and Sarah Frankel, B.A.) others did not creating three vacancies. Katie McLeese Stephenson, MSW, began as the Project Director on June 1, 2015. New staff members hired to CIP in the summer and fall of 2015 include Dr. Katie Bass, Mary Ann Harvey, J.D. and Deb VanDyke-Ries, MSW. Kelli Czarnick began on contract in February of 2016.

The CIP is co-located with Judicial Branch Education at 5001 Central Park Drive, Suite 200, Lincoln, NE 68504. The CIP website is: <https://cip.nebraska.gov/>, Google+: [google.com/+ThroughtheeyesOrg](https://www.google.com/+ThroughtheeyesOrg) and Twitter <https://twitter.com/CIPNebraska>.

### **Through the Eyes of the Child:**

- There are 26 Through the Eyes of the Child teams throughout the state of Nebraska. The Honorable Larry Gendler, Sarpy County Juvenile Court Judge is the Project Chair. The teams are led by a judge and there is a team coordinator that may be from a variety of stakeholder groups (county attorney, defense attorney, CASA etc.). The team is multidisciplinary in nature. Each team determines the frequency of their team's meeting and these vary from monthly to quarterly to once or twice a year. There are some teams that meet on an as needed basis.
- Mary Ann Harvey, JD and Deb VanDyke-Ries, MSW are CIP Project Specialists and are assigned as the lead liaison from the Eyes teams to the CIP. Katie McLeese Stephenson, MSW, CIP Director and Sarah Frankel, BS, CIP Project Coordinator and Katie Bass, PhD, Data Analyst also attend team meetings as a liaison or to provide specialized information to the teams.
- The trend analysis report prepared by Dr. Katie Bass with data for the various Eyes Teams has been distributed to all of the 48 judges with juvenile jurisdiction, the Eyes team coordinators and to key stakeholders at DHHS, Probation, FCRO and the IG's office as well as at the OJS Subcommittee meeting.

## Through the Eyes of the Child Team Updates

| TEAM     | TEAM NAME          | COUNTIES  | LEAD JUDGE  | CIP STATUS WITH THE TEAM   |
|----------|--------------------|---|-------------|--|
| Team 1   | District 1         | Gage, Jefferson, Johnson, Nemaha, Pawnee, Richardson, Saline and Thayer | Maschman    | CIP Staff have been in Gage and Richardson County for Court Observation. CIP will attend the next scheduled EOTC meeting.        |
| Team 2.1 | District 2 Team 1  | Cass  | Steinheider | This team is currently inactive. Steps are underway to assess new opportunities to convene a team.                               |
| Team 2.2 | District 2, Team 2 | Otoe  | O'Neal      | CIP last attended the 1/10/16 meeting in Nebraska CIP Staff have been in Otoe County Court for Court Observation City.           |
| Team 2.3 | District 2, Team 3 | Sarpy   | O'Neal      | CIP attended the last EOTC meeting on 7/23/15. CIP Staff have been in Sarpy County Juvenile Court for Court Observation.         |
| Team 3   | District 3         | Lancaster   | Porter      | CIP attended meetings on 1/12/16 and 3/8/16. CIP Staff have been in Lancaster County Juvenile Court for Court Observation.       |
| Team 4   | District 4         | Douglas   | Crnkovich   | CIP attended on 1/27/16 and CIP attended on 2/24/16. CIP Staff have been in Douglas County Juvenile Court for Court Observation. |



| TEAM     | TEAM NAME                 | COUNTIES   | LEAD JUDGE | CIP STATUS WITH THE TEAM   |
|----------|---------------------------|--|------------|--|
| Team 5.1 | District 5, Team Columbus | Boone, Colfax, Hamilton, Merrick, Nance & Platte | Twiss      | Judge Twiss is considering reorganizing the District 5 teams and is selecting a new team coordinators. Court Observation is being scheduled.   |
| Team 5.2 | District 5, Team York     | Butler, Polk, Saunders, Seward & York            | Twiss      | Judge Twiss is considering reorganizing the District 5 teams and is selecting a new team coordinators. Court Observation is being scheduled.   |
| Team 6.1 | District 6, Team 1        | Dodge  | Vampola    | The EOTC Team meets on an as needed basis. The CIP Director and CIP Liaison for Dodge County are meeting with Judge Vampola on 3/16/16 and will also do Court Observation. Discussion regarding the ICWA Judicial Training will occur. |
| Team 6.2 | District 6, Team 2        | Burt, Cedar, Dakota , Dixon, Washington          | Rager      | This team is currently inactive. Steps are underway to assess new opportunities to convene a team.   |

| <b>TEAM</b> | <b>TEAM NAME</b>             | <b>COUNTIES</b>  | <b>LEAD JUDGE</b> | <b>CIP STATUS WITH THE TEAM</b>   |
|-------------|------------------------------|--|-------------------|---|
| Team 6.3    | Winnebago Tribal Court       | Thurston   | Runge             | Excellent meeting with Judge Runge and the Ponca Tribal Court members on 2/26/16 in Omaha. CIP Program Specialist will be attending an upcoming Winnebago Eyes meeting on 3/29/16. Several CIP staff will be attending a meeting of the four Nebraska tribes with DHHS in Winnebago on 3/30/16. |
| Team 7      | District 7                   | Antelope, Cuming, Knox, Madison, Pierce, Stanton & Wayne | Stoffer           | CIP attended EOTC meeting in Norfolk on 12/18/15.   |
| Team 8.1    | District 8, Team 1           | Blaine, Brown, Cherry, Keya Paha & Rock                  | Orr               | No meetings currently scheduled. If the team members are all in Ainsworth they convene a meeting. CIP will be notified of upcoming meetings.  |
| Team 8.2    | District 8, Team 2           | Boyd, Garfield, Greely, Holt, Valley & Wheeler           | Brodbeck          | No meetings currently scheduled. CIP will be notified of upcoming meetings.   |
| Team 8.3    | District 8, Team 3           | Custer, Howard, Loup and Sherman                         | Schendt           | CIP will attend next meeting when scheduled.  |
| Team 9.1    | District 9 Team Grand Island | Hall   | Martin            | CIP will attend upcoming meeting on 3/16/16   |

| <b>TEAM</b> | <b>TEAM NAME</b>              | <b>COUNTIES</b>   | <b>LEAD JUDGE</b> | <b>CIP STATUS WITH THE TEAM</b>   |
|-------------|-------------------------------|---|-------------------|---|
| Team 9.2    | District 9<br>Team Kearney    | Buffalo   | Jorgensen         | CIP was scheduled to attend EOTC meeting 3/10/16 and had to cancel due to illness.  |
| Team 10.1   | District 10,<br>Team Hastings | Adams   | Mead              | CIP attended the 1/25/16 meeting in Hastings. Court observation occurred.   |
| Team 10.2   | District 10                   | Clay, Fillmore, Franklin, Harlan, Kearney, Nuckolls, Phelps & Webster | Burns             | CIP attended the 1/25/16 meeting in Hastings. Consideration is being given to separating the team and the data.   |
| Team 11.1   | District 11, Team 1           | Dawson & Gosper   | Wightman          | CIP Program Specialist attended the EOTC meeting on 2/17/16 in Lexington. Court observation occurred in Dawson County Court.                              |
| Team 11.2   | District 11, Team 2           | Arthur, Chase, Dundy, Keith & Perkins                                 | Steenburg         | No team meeting is scheduled at this time. CIP will be notified of upcoming meetings.   |
| Team 11.3   | District 11, Team 3           | Furnas, Hayes, Hitchcock & Red Willow                                 | Paine             | The 1/21/16 was cancelled. CIP will be notified of the upcoming meeting date.   |
| Team 11.4   | District 11, Team 4           | Frontier, Hooker, Lincoln, Logan, McPherson & Thomas                  | Turnbull          | CIP attended via phone on 12/22/15. The next meeting has yet to be scheduled. The team is changing from a meeting from a monthly to a quarterly schedule. |

| TEAM      | TEAM NAME           | COUNTIES                                   | LEAD JUDGE | CIP STATUS WITH THE TEAM  |
|-----------|---------------------|--|------------|---|
| Team 12.1 | District 12, Team 1 | Box Butte, Dawes, Grant, Sheridan & Sioux  | Harford    | CIP will be notified when the next meeting is set for March in Alliance.  |
| Team 12.2 | District 12, Team 2 | Cheyenne, Deuel, Garden, Kimball & Morrill | Roland     | CIP will be notified when the next meeting is set this spring or summer.  |
| Team 12.3 | District 12, Team 3 | Banner and Scotts Bluff                    | Worden     | CIP participated via phone in their 12/28/15 meeting and attended the 2/29/16 Eyes meeting in Scottsbluff. Court observation occurred in Scotts Bluff County. |

**Native Connections:**

- CIP Staff met with Judge Runge (Tribal Judge for the Ponca and Winnebago tribes) and staff from the Ponca Tribal Court in February. The Ponca Tribe of Nebraska is one of nine Native CIP programs nationally (NCIP). Their three year grant began on 10/1/15.
- CIP Staff participated on a national ICWA Constituency Call with 34 other states and will be involved with this ongoing work.
- Mary Ann Harvey, J.D., CIP Project Specialist is a member of the Nebraska ICWA Coalition.
- Ms. Harvey will be attending the National Indian Child Welfare Act (NICWA) Conference with Jill Holt, NDHHS ICWA Program Coordinator in April in St. Paul Minnesota.
- Consideration is being given in Nebraska to competing for a federal ACF grant to support Native Youth. CIP could assist in a support or lead role.

## **Training:**

- **Regional Conferences:** In November of 2015 four regional conferences were held in Hastings, O'Neill, Kimball and LaVista for the Eyes of the Child Teams and other court stakeholders. There was a combined total attendance of 300+ at the four meetings. The content included a keynote on Human Trafficking by Stephen Patrick O'Meara, JD with the Nebraska Attorney General's Office and Dr. Kathryn Thompson with the FBI. Sarah Helvey, JD and Robbie McEwen, JD presented on legislation and case law reviews. There were two opportunities for the teams to meet to review their data from the previous fiscal year and to set goals for the upcoming year. The presentations from LaVista are archived on the CIP website.
- **Quarterly Training:** Each quarter of 2016 the CIP will be offering training either face to face or by webinar. On January 28th a webinar was held on Upcoming Legislation of Interest in Child Welfare and Juvenile Justice. CIP was the host and Sarah Helvey, JD, Applesseed and Juliet Summers, JD were the presenters. There were over 70 participants on the call. This webinar is archived on the CIP website.
- **2016 Children's Summit:** The 4th Children's Summit is being held September 7-9, 2016 in Kearney at the Younis Training Center. Registration will open on July 5th. There is not a registration fee for the conference. There will be limited scholarships available to assist with hotel and mileage costs.

The three plenary topics include **September 7th:** Shay Bilchik, J.D., Research Professor, Director, Center for Juvenile Justice Reform, McCourt School of Public Policy, Georgetown University (former Director of OJJ-DP and the CWLA) on Collaboration, **September 8th:** Withelma "T" Ortiz Walker Pettigrew, Changemaker. Pathbreaker. Influencer. Ms. Ortiz Walker Pettigrew is a Survivor Leader and nationally recognized policy consultant as well as professional moderator. Her topic will address Human Trafficking. **September 9th:** Speakers still being determined, topic will be on Community Based Alternatives related to the three year Community and Evidence Based Services Grant that CIP and the Administration of Probation (AOP) are carrying out.

The conference will have 40+ breakout sessions offered during the three days with tracks on child welfare, juvenile justice, youth in need of support and services (previously called status offenders), human trafficking, native youth, special populations and general topics.

A Summit Advisory Team has been meeting regularly since December and has been helpful in recommending breakout sessions and helping with a variety of conference details. Subcommittees of the Advisory Group are forming to assist with the Scholarship and Award process.

- **Pre-Summit Meeting:** On September 6th there will be an invitation only cross site meeting for the five Crossover Youth Project Model counties (Douglas, Dodge, Gage, Lancaster and Sarpy). This meeting is being facilitated by Shay Bilchik, J.D. and Michael Umpierre, J.D. of the Center for Juvenile Justice Reform at the McCourt School of Public Policy at Georgetown University
-

### **Community & Evidence Based Services Grant Implementation:**

- The CIP in conjunction with the AOP was awarded a \$2million dollar three year grant from the Sherwood and Omaha Community Foundation. The focus of the grant is to implement community and evidence based services for youth in the juvenile justice system as an alternative to care that is out of the home and out of the community. The models that will be promoted are Multisystemic Therapy (MST) and the Boys Town In-Home Family Services (IHFS) model. The grant covers the time period is January 1, 2016-December 31, 2018. Kelli Czarnick, LIMHP started as the Project Coordinator for this implementation grant on February 22nd, 2016 on contract.
- This grant will build on the planning grant that the CIP and Probation had from the Sherwood Foundation in 2014 assessing the need and viability of implementing MST, FFT and the Boys Town IHFS model.
- Sites for the services are currently being planned.
- In the next month a timeline and provider engagement process will be announced.
- A team from Nebraska's Probation, CIP, Boys Town, the judiciary and the Sherwood Foundation are attending the Blueprints conference near Denver April 11-13 focused on MST and FFT services with support from the Sherwood Foundation.

### **Strengthening Families Act/Normalcy Task Force:**

The first large group meeting of the newly constituted group met on 3/4/16. We had 50+ in attendance from across the state and across disciplines. Subcommittee is now beginning. Sarah Helvey, J.D., Appleseed and Katie McLeese Stephenson, MSW, Nebraska CIP are co-chairing the Task Force. CIP Program Specialists Deb VanDyke-Ries and Mary Ann Harvey are participating on subcommittees.


### **Nebraska Human Trafficking Task Force (NHTTF):**

- CIP is involved with the NHTTF along with several other entities. Katie McLeese Stephenson, MSW, CIP Director is a member of the Task Force Steering Committee. Several CIP staff will be involved in NHTTF subcommittees that are forming.
  - Human trafficking is a track at the September 2016 Children's Summit. One of the three keynotes will address human trafficking.
  - Human trafficking was a key topic at the November 2015 Regional Summits.
  - CIP will support the NHTTF with coordinating training at the Fall Judges meeting on Human Trafficking.
  - The EOTC teams will be a vehicle to share information regarding the work of the NHTTF.
-

# JUSTICE | 2013-2015

STATEWIDE CHILD WELFARE & JUVENILE JUSTICE TREND ANALYSIS

COURT IMPROVEMENT PROJECT | THROUGH THE EYES OF THE CHILD INITIATIVE



JANUARY 2016



# TABLE OF CONTENTS

|  |   |
|--|---|
| Through the Eyes of the Child Teams..... | 3 |
| Summary.....                             | 4 |

## CHILD WELFARE

|   |    |
|---|----|
| Petition to Protective Custody Hearing Order .....            | 6  |
| Petition to First Appearance Order.....                       | 8  |
| Petition to Adjudication Hearing Order.....                   | 10 |
| Adjudication Hearing Order to Disposition Hearing Order ..... | 12 |
| Disposition Hearing Order to First Review Hearing Order.....  | 14 |
| First Removal to First Permanency Hearing Order .....         | 16 |
| Time to Case Termination .....                                | 18 |

## JUVENILE JUSTICE

|   |    |
|---|----|
| Removal to Detention Hearing Order.....                       | 21 |
| Petition to First Appearance/Arrest Order.....                | 23 |
| Petition to Adjudication Hearing Order.....                   | 25 |
| Adjudication Hearing Order to Disposition Hearing Order ..... | 27 |
| Time to Case Closure.....                                     | 29 |



# THROUGH THE EYES OF THE CHILD TEAMS



| TEAM                                    | LEAD JUDGE                      | COUNTIES COVERED  |
|---|---------------------------------|---|
| 1st District-Beatrice                   | <b>Hon. Curtis Maschman</b>     | Nemaha, Richardson, Johnson, Pawnee, Gage, Jefferson, Thayer, Saline        |
| 2nd District-Team 1                     | <b>Hon. John Steinheider</b>    | Cass  |
| 2nd District-Team 2                     | <b>Hon. Robert O'Neal</b>       | Otoe  |
| 2nd District-Team 3                     | <b>Hon. Robert O'Neal</b>       | Sarpy   |
| 3rd District-Lancaster County           | <b>Hon. Linda Porter</b>        | Lancaster   |
| 4th District-Omaha                      | <b>Hon. Elizabeth Crnkovich</b> | Douglas   |
| 5th District-York Team <sup>o</sup>     | <b>Hon. Stephen Twiss</b>       | Saunders, Butler, Polk, York, Seward  |
| 5th District-Columbus Team <sup>o</sup> | <b>Hon. Stephen Twiss</b>       | Colfax, Platte, Boone, Nance, Merrick, Hamilton                             |
| 6th District-Team 1                     | <b>Hon. Kenneth Vampola</b>     | Dodge   |
| 6th District-Team 2                     | <b>Hon. Kurt Rager</b>          | Washington, Burt, Dakota, Dixon, Cedar                                      |
| 7th District                            | <b>Hon. Ross Stoffer</b>        | Knox, Antelope, Pierce, Wayne, Madison, Stanton, Cuming                     |
| 8th District-Team 1                     | <b>Hon. James Orr</b>           | Keya Paha, Brown, Rock, Blaine, Cherry                                      |
| 8th District-Team 2                     | <b>Hon. Alan Brodbeck</b>       | Boyd, Holt, Garfield, Wheeler, Valley, Greeley                              |
| 8th District-Team 3                     | <b>Hon. Tami Schendt</b>        | Loup, Custer, Sherman, Howard   |
| 9th District-Hall County                | <b>Hon. Phillip Martin</b>      | Hall  |
| 9th District-Buffalo County             | <b>Hon. Gerald Jorgensen</b>    | Buffalo   |
| 10th District*                          | <b>Hon. Michael Burns</b>       | Fillmore, Clay, Nuckolls, Webster, Adams, Franklin, Kearney, Phelps, Harlan |
| 11th District-Team 1                    | <b>Hon. Jeffrey Wightman</b>    | Dawson, Gosper  |
| 11th District-Team 2                    | <b>Hon. Edward Steenburg</b>    | Arthur, Keith, Perkins  |
| 11th District-Team 3                    | <b>Hon. Anne Paine</b>          | Chase, Dundy, Hayes, Hitchcock, Red Willow, Furnas                          |
| 11th District-Team 4                    | <b>Hon. Kent Turnbull</b>       | Frontier, Lincoln, Logan, McPherson, Thomas, Hooker                         |
| 12th District-Team 1                    | <b>Hon. Russell Harford</b>     | Grant, Sheridan, Dawes, Sioux, Box Butte                                    |
| 12th District-Team 2                    | <b>Hon. Randin Roland</b>       | Kimball, Cheyenne, Morrill, Garden, Deuel                                   |
| 12th District-Scottsbluff               | <b>Hon. James Worden</b>        | Scotts Bluff, Banner  |
| Winnebago Tribal Court                  | <b>Hon. Patrick Runge</b>       | Thurston*   |

<sup>o</sup> District 5 meets as one team, but has been analyzed as two teams for the annual data reports.  
<sup>\*</sup> District 10 meets as three teams, but has been analyzed as a single team for the annual data reports.  
<sup>\*</sup> Tribal court data unavailable. Thurston County court data included with Team 2 in the 6th Judicial District.

# SUMMARY

This report contains analysis of case progression data for the state of Nebraska's Child Welfare and Juvenile Justice cases for state fiscal years 2013, 2014, and 2015. The report examines the three year trends for the following hearings:



## **CHILD WELFARE (3A)**

Protective Custody  
First Appearance  
Adjudication  
Disposition  
Review  
Permanency  
Case Termination

## **JUVENILE JUSTICE (JJ)**

Detention  
First Appearance/Arrest  
Adjudication  
Disposition  
Case Closure

### **Sample**

The data are derived from JUSTICE, the court's case management system. Cases with transfer in/transfer out dates are excluded from the analysis, as are cases dismissed by the prosecution or court within 30 days of the petition. For each hearing analyzed, only cases eligible for the hearing and open long enough to progress to that particular hearing are included. As a result, the sample for each hearing is different and noted within the description.

### **Analysis**

For **Child Welfare** *Protective Custody, First Appearance, Adjudication, Disposition, Review, and Permanency Hearings*, the analysis includes 3 year trends for median days/months to hearing, timeliness of hearing, and percent of missing data. Additionally, each hearing analysis includes a comparison of median days/months to hearing by Through the Eyes of the Child Team for the current fiscal year. For **Child Welfare** *Case Termination*, the analysis includes 3 year trends for median months, timeliness of hearing, and data for Cases Not Terminated. Median months to case termination by Through the Eyes of the Child Team for the current fiscal year is also reported.

For **Juvenile Justice** *Detention, First Appearance/Arrest, Adjudication, and Disposition*, the analysis includes 3 year trends for median days/months to hearing, timeliness of hearing, and percent of missing data. Additionally, each hearing analysis includes a comparison of median days/months to hearing by Through the Eyes of the Child Team for the current fiscal year. For **Juvenile Justice** *Case Closure*, the analysis compares delinquency and status offense data on 3 year trends for median months and timeliness. Median months to case termination by Through the Eyes of the Child Team for the current fiscal year is also reported.

# SUMMARY (CONTINUED)



## Highlights of Findings

- » Reductions in days/months to *First Appearance, Adjudication, Disposition, Review, Permanency, and Case Termination* for **Child Welfare** cases.
- » Reductions in percent data missing for *Protective Custody, First Appearance, Disposition, Review, and Permanency* for **Child Welfare** cases.
- » Significant missing data for **Juvenile Justice** *Detention Hearings*.
- » Reductions in days/months to *Adjudication, Disposition, and Case Closure* for **Juvenile Justice** cases.

## CHILD WELFARE

SECTION STARTS ON PAGE 6



## JUVENILE JUSTICE

SECTION STARTS ON PAGE 20



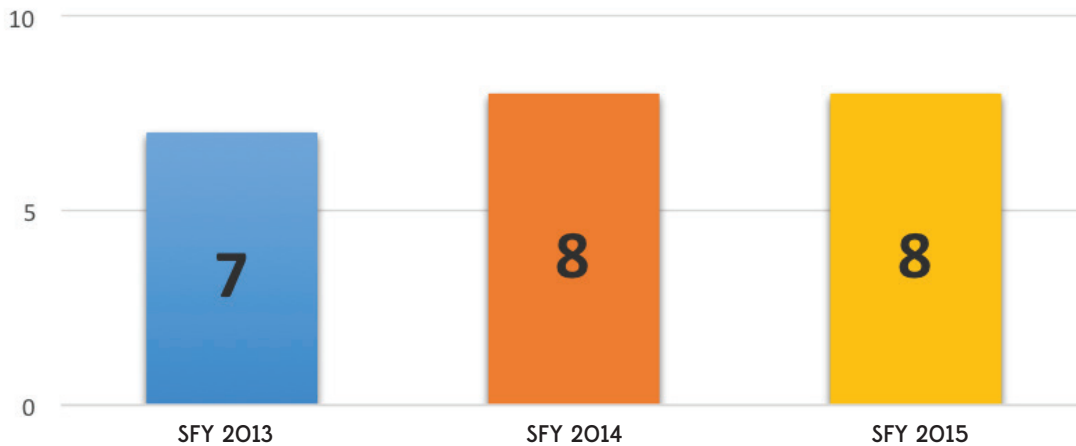
# PETITION TO PROTECTIVE CUSTODY HEARING ORDER



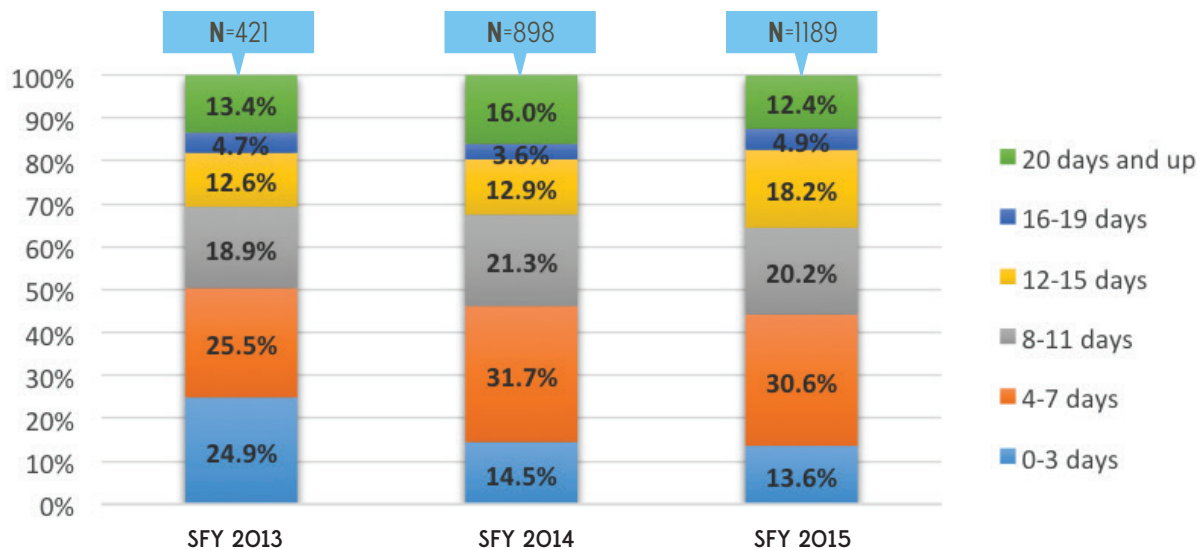
This analysis includes cases with a petition filed date between June 1, 2012 and May 31, 2015. It includes only cases where a child was removed from the home. Cases with 90 or more days between petition and protective custody hearing were assumed data entry errors and excluded from the analysis.

**The Protective Custody Hearing is the first hearing in any 3a case in which the child is removed. In accordance with best practices, the protective custody hearing should be held within 3 days of removal. Nebraska case law requires that this hearing is held within 14 days of removal.**

## MEDIAN DAYS



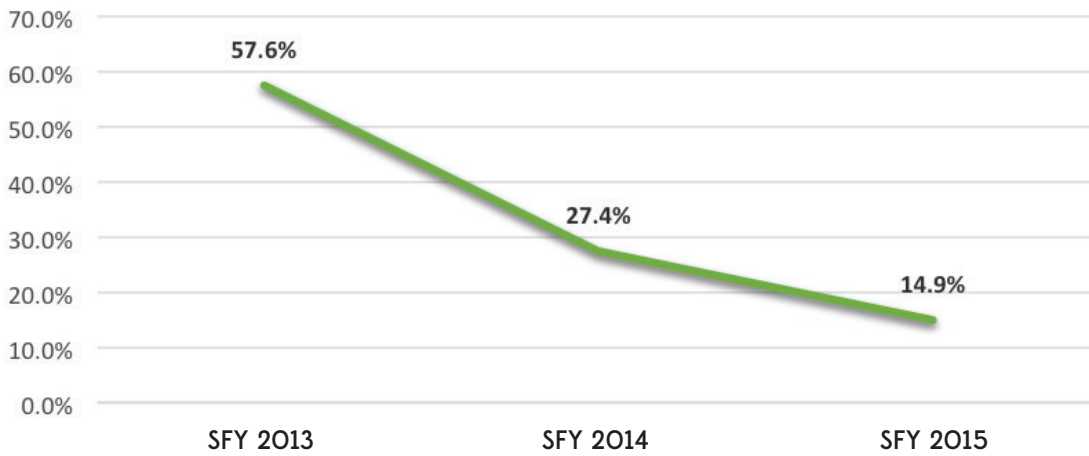
## TIMELINESS



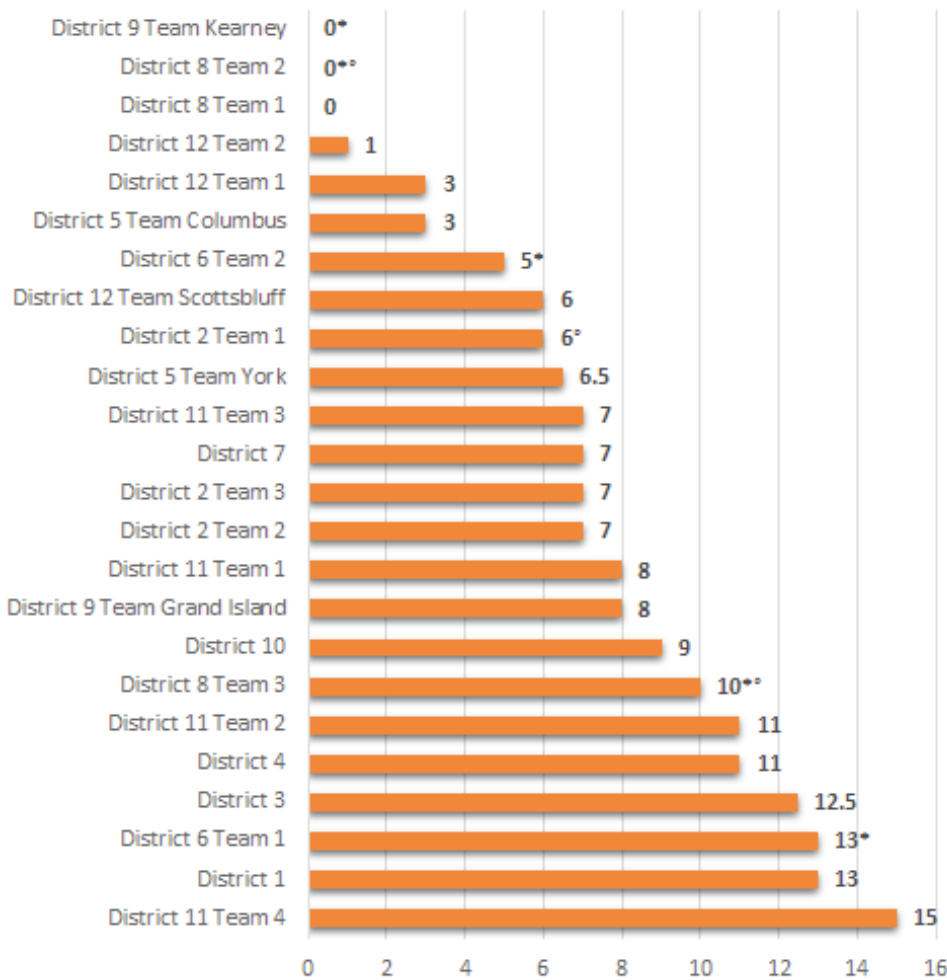
# PETITION TO PROTECTIVE CUSTODY HEARING ORDER



## PERCENT OF MISSING DATA



## MEDIAN DAYS BY TEAM



SFY 2015

\* 30% or more missing data.  
° 5 or fewer cases.

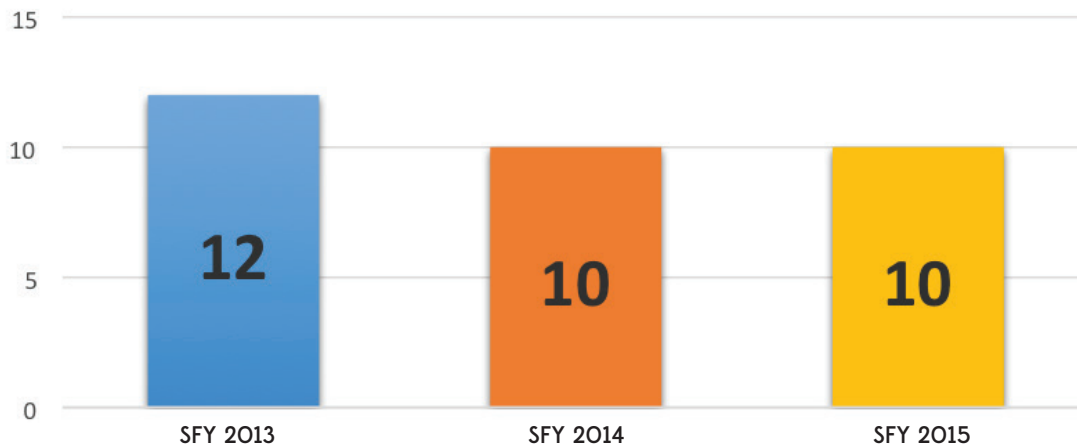
# PETITION TO FIRST APPEARANCE ORDER



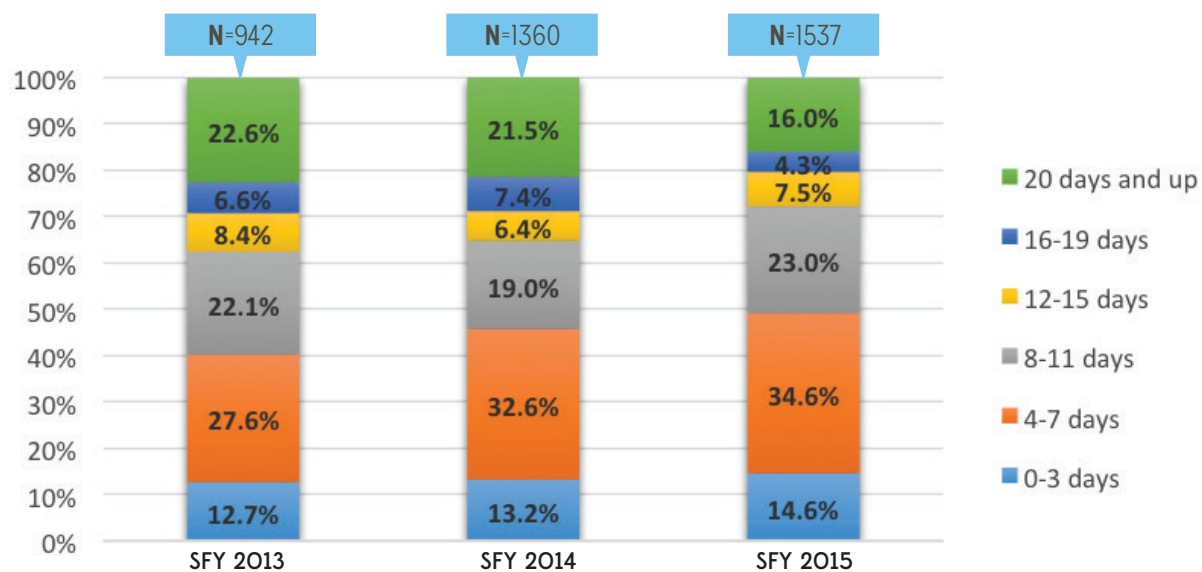
This analysis includes cases with a petition filed date between June 1, 2012 and May 31, 2015. Cases dismissed by the prosecutor within 30 days of the file date are excluded. Cases with more than 120 days from petition to first appearance were assumed data entry errors and excluded from the analysis.

**The First Appearance Hearing is the first hearing at which one or both parents make a formal appearance in the case. The judge informs the parents of their rights and possible dispositions of the case. This hearing may happen at the same time as the Protective Custody Hearing if the children were removed, or may happen at a later date if the parents did not appear or were not served with a petition.**

## MEDIAN DAYS



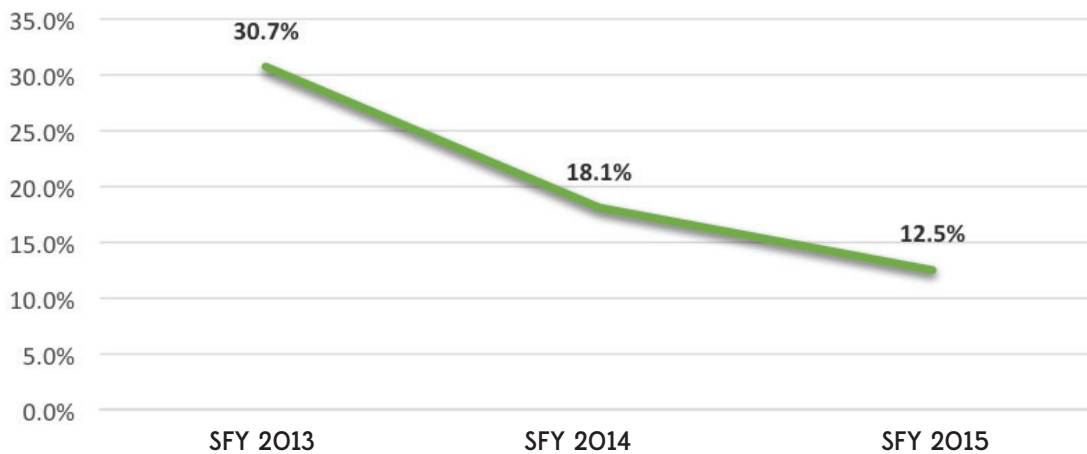
## TIMELINESS



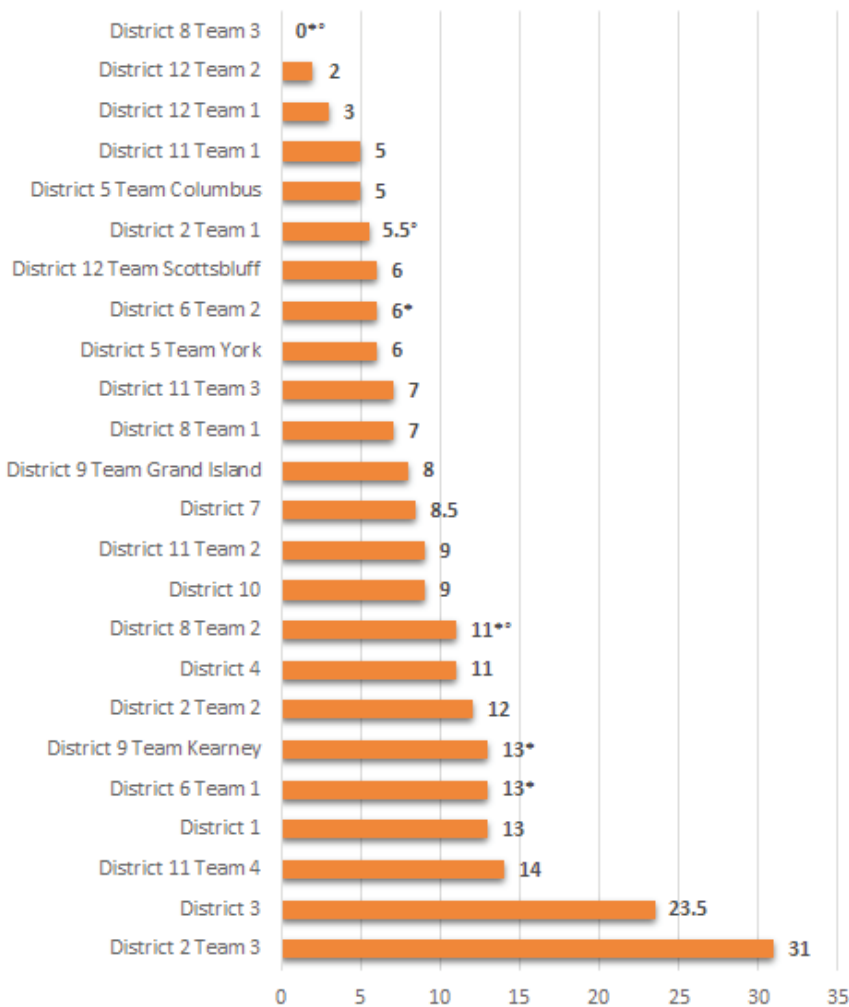
# PETITION TO FIRST APPEARANCE ORDER



## PERCENT OF MISSING DATA



## MEDIAN DAYS BY TEAM



SFY 2015

**\* 30% or more missing data.**  
**° 5 or fewer cases.**

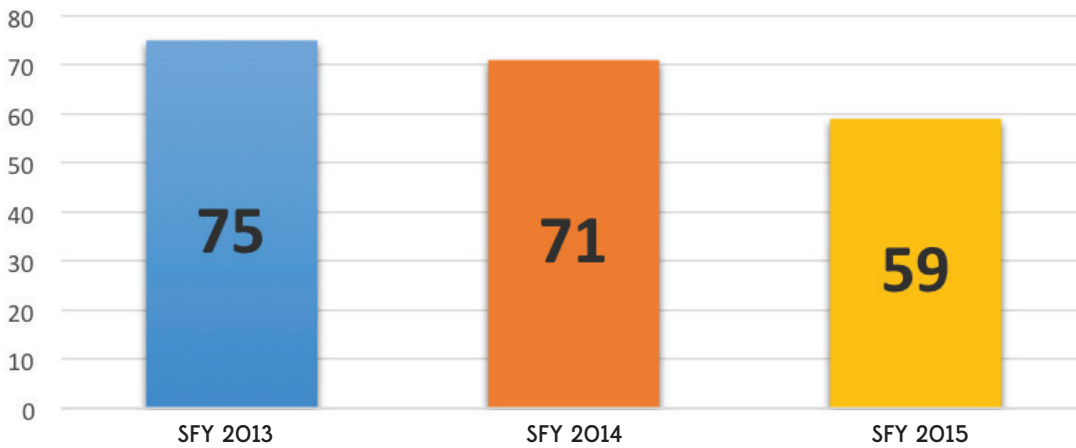
# PETITION TO ADJUDICATION HEARING ORDER



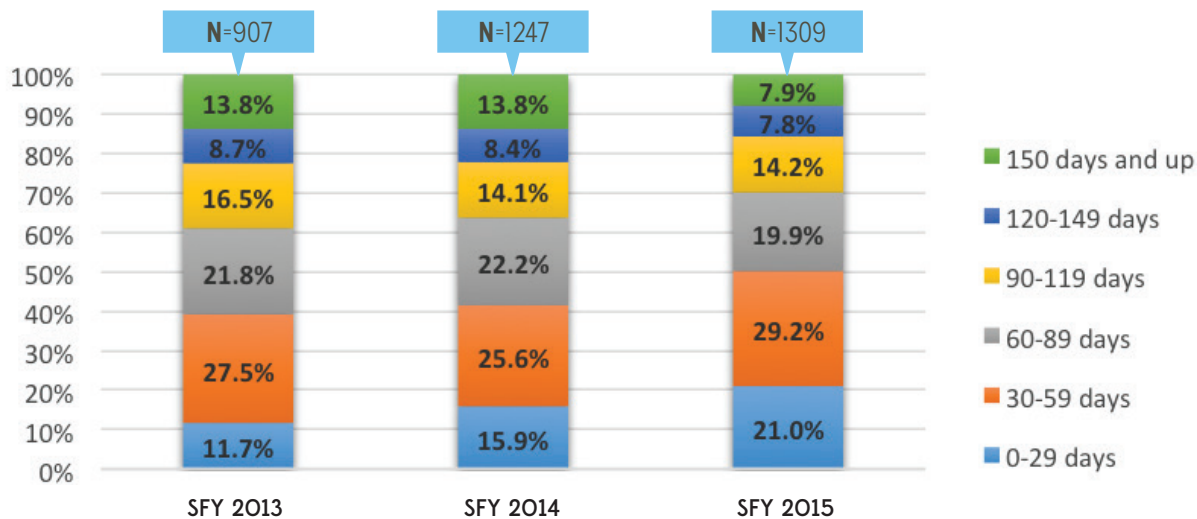
This analysis includes cases with a petition filed date between April 1, 2012 and March 31, 2015. Cases dismissed by the prosecutor within 30 days of the file date are excluded. Cases with more than 1 year between petition and adjudication were assumed data entry errors and excluded from the analysis.

**The Adjudication Hearing is the hearing at which the judge determines whether the allegations in the petition are true and thus support state intervention on behalf of the children. Parents may admit or deny the allegations in the petition. Nebraska Revised Statute §43-278 requires the adjudication hearing to be held within 90 days of the filing of the petition, unless there is good cause to extend the time period.**

## MEDIAN DAYS



## TIMELINESS

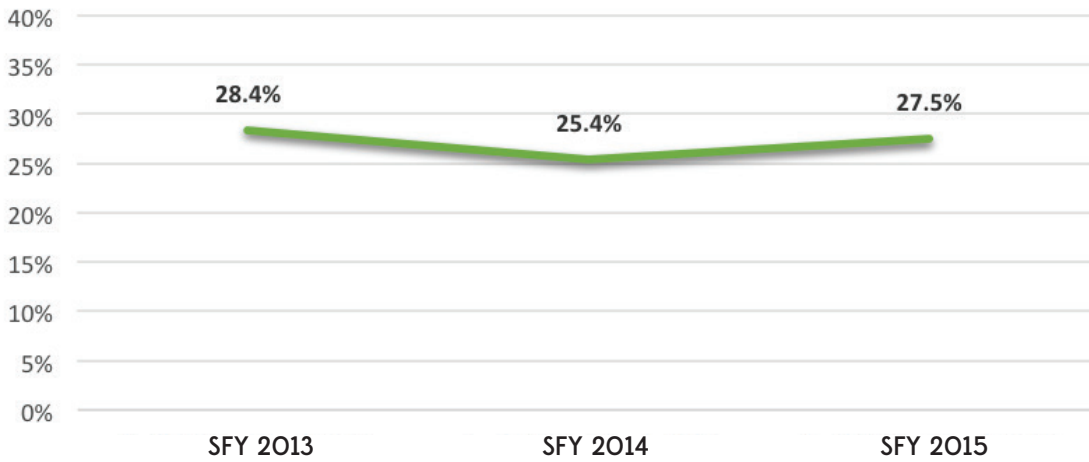




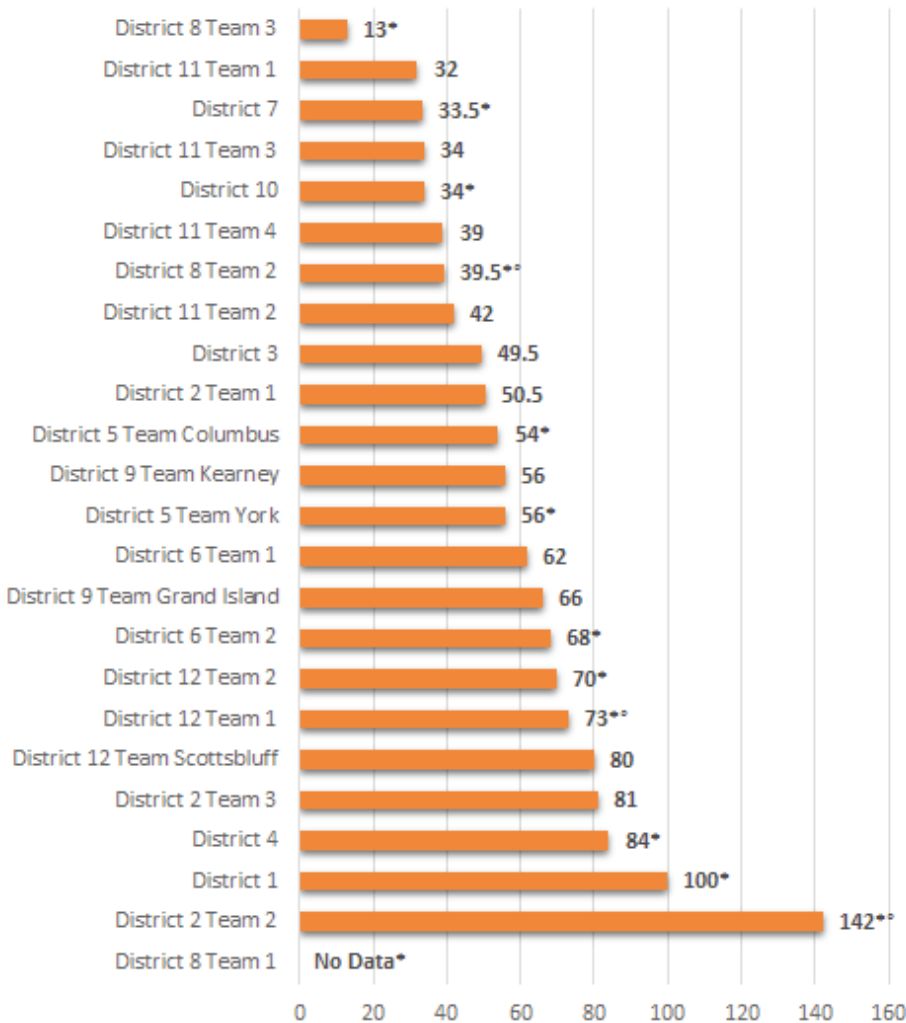
# PETITION TO ADJUDICATION HEARING ORDER



## PERCENT OF MISSING DATA



## MEDIAN DAYS BY TEAM



SFY 2015

\* 30% or more missing data.  
 ° 5 or fewer cases.

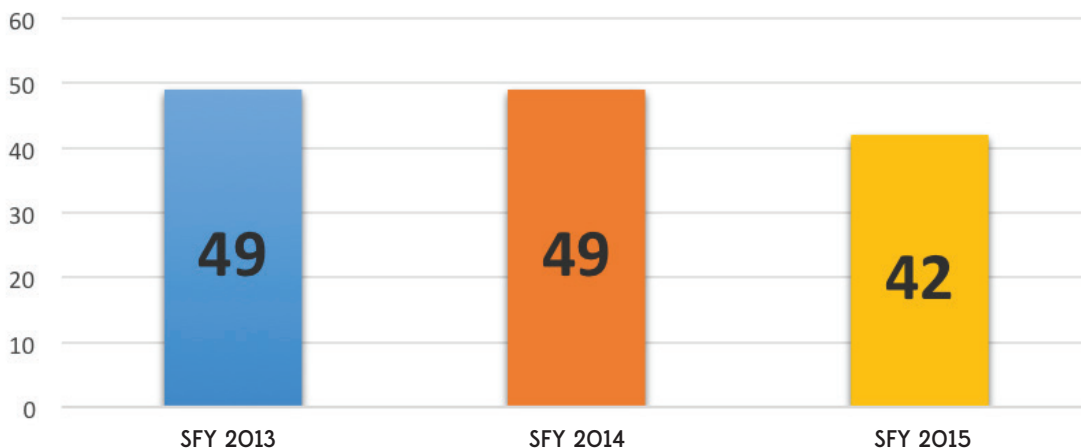
# ADJUDICATION HEARING ORDER TO DISPOSITION HEARING ORDER



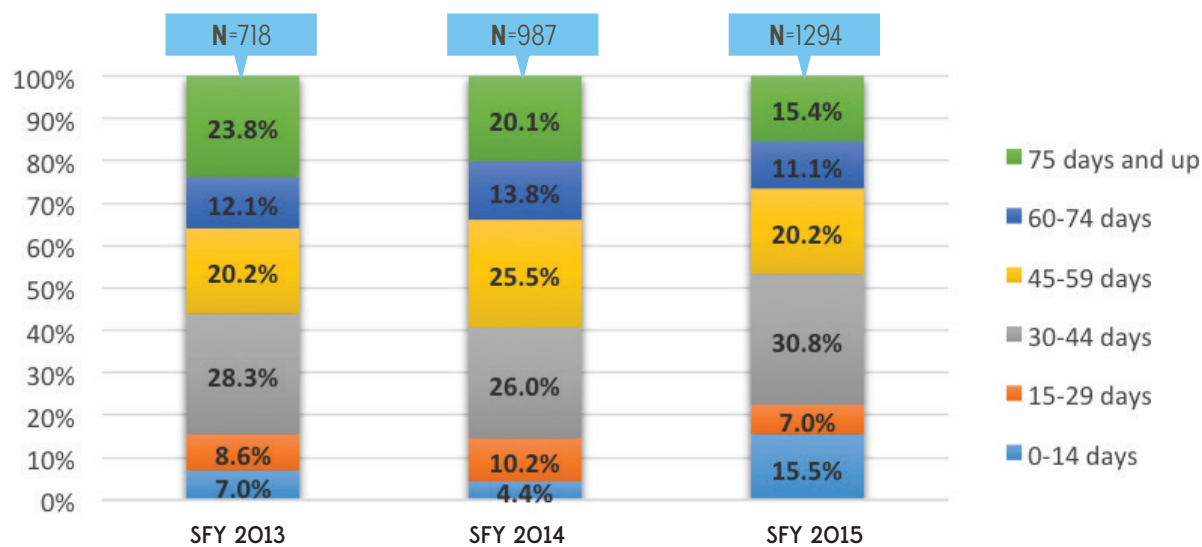
This analysis includes cases with an adjudication hearing order date between April 1, 2012 and March 31, 2015. Cases with more than one year between adjudication and disposition were assumed data entry errors and excluded from the analysis.

**The Disposition Hearing is the hearing at which the court formally determines the custody of the child and orders the parent to comply with the terms of the case plan. The National Council of Juvenile and Family Court Judges recommends that the disposition hearing take place within 30 days of the adjudication hearing.**

## MEDIAN DAYS



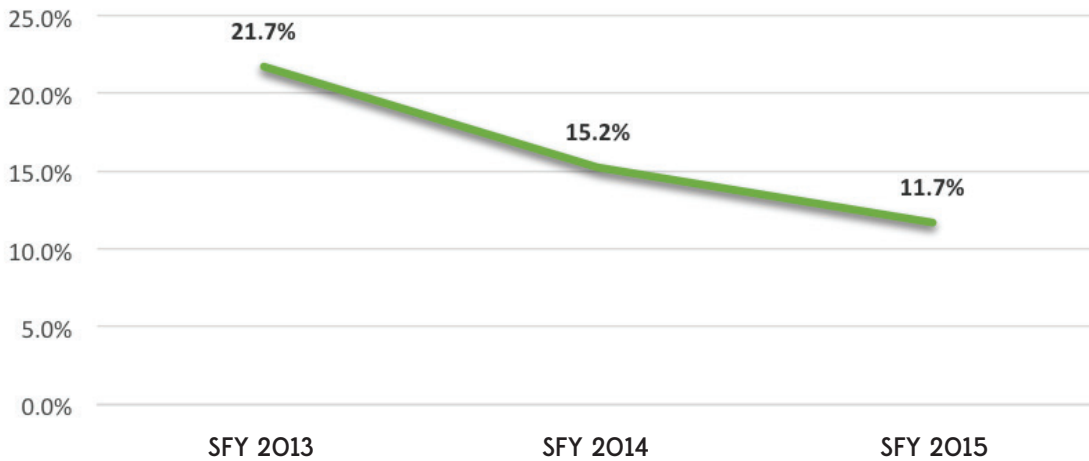
## TIMELINESS



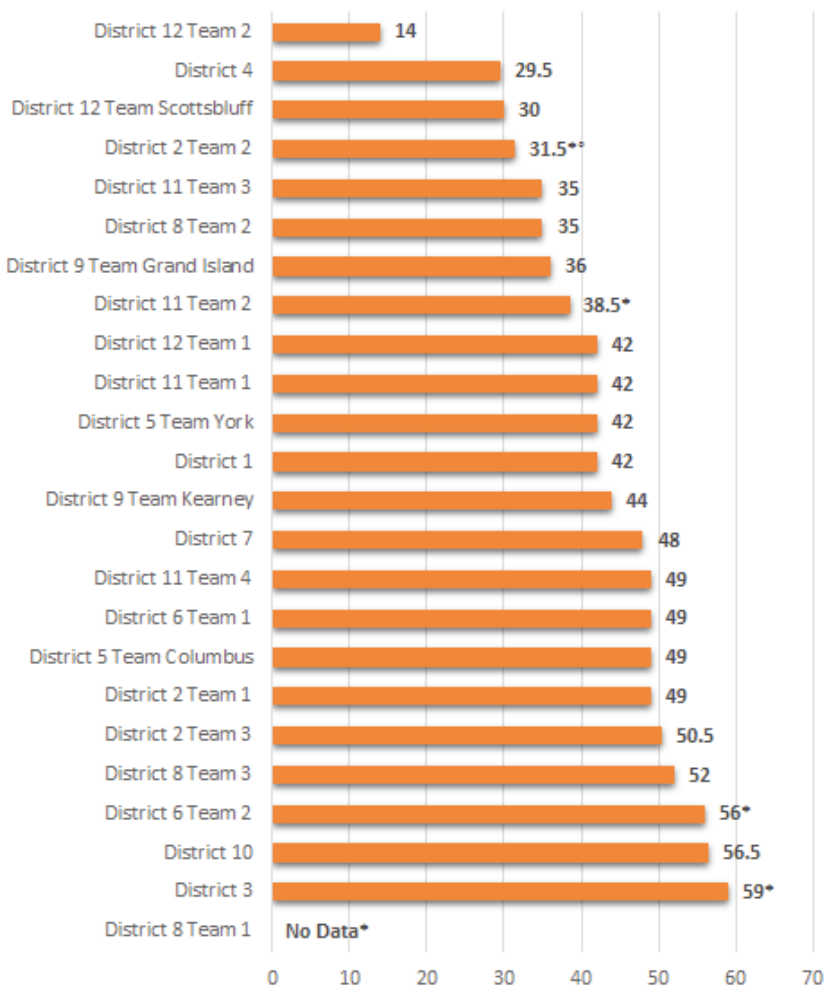
# ADJUDICATION HEARING ORDER TO DISPOSITION HEARING ORDER



## PERCENT OF MISSING DATA



## MEDIAN DAYS BY TEAM



**NOTE:** Court Improvement Project staff, working with JUSTICE staff, have identified an issue with DOCKET that may be affecting timeliness data for Adjudication to Disposition if the originally scheduled Adjudication Hearing was continued to a later date. This issue only affects courts using DOCKET, and the overall effect size is small. We are working with JUSTICE/DOCKET staff to fix the problem.



**\* 30% or more missing data.  
° 5 or fewer cases.**

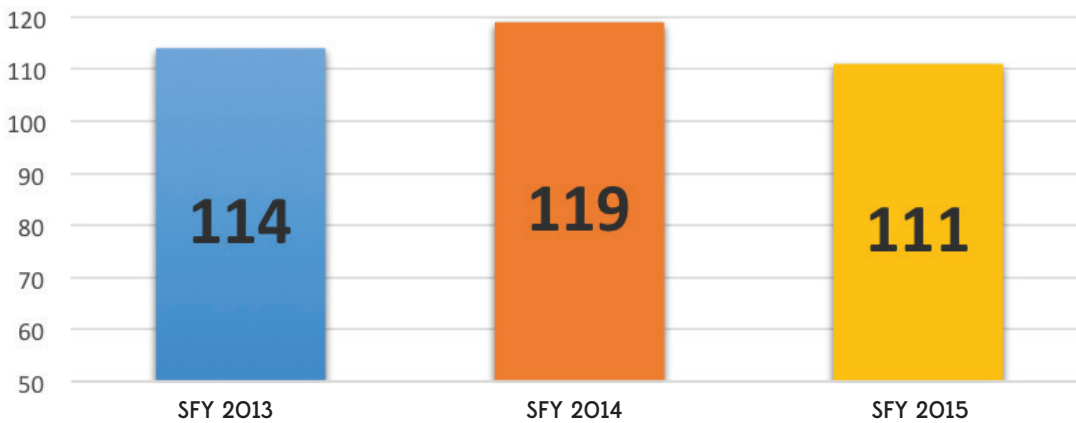
# DISPOSITION HEARING ORDER TO FIRST REVIEW HEARING ORDER



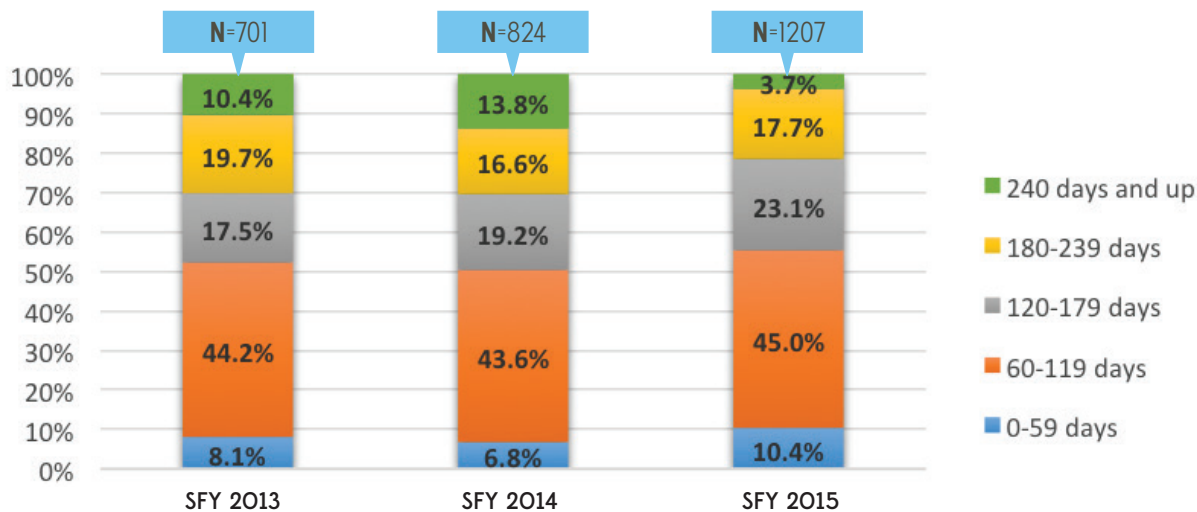
This analysis includes cases with a disposition hearing order date between January 1, 2012 and December 31, 2014. Cases with more than 2 years between disposition and review hearing were assumed data entry errors and excluded from the analysis.

**A Review Hearing is when the court reviews the status of the case, the parties' progress, and the adequacy of the offered services. Nebraska Revised Statute §43-278 requires the court to review every case not less than once every 6 months.**

## MEDIAN DAYS



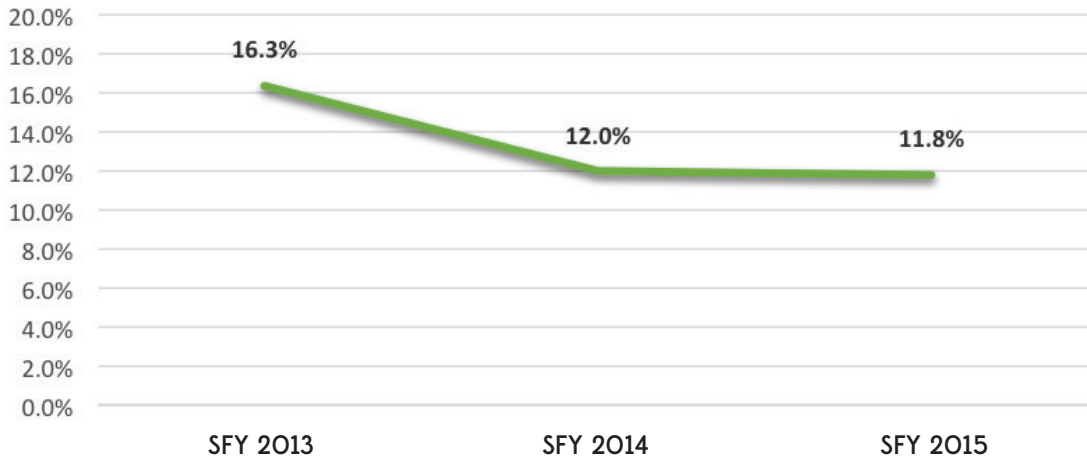
## TIMELINESS



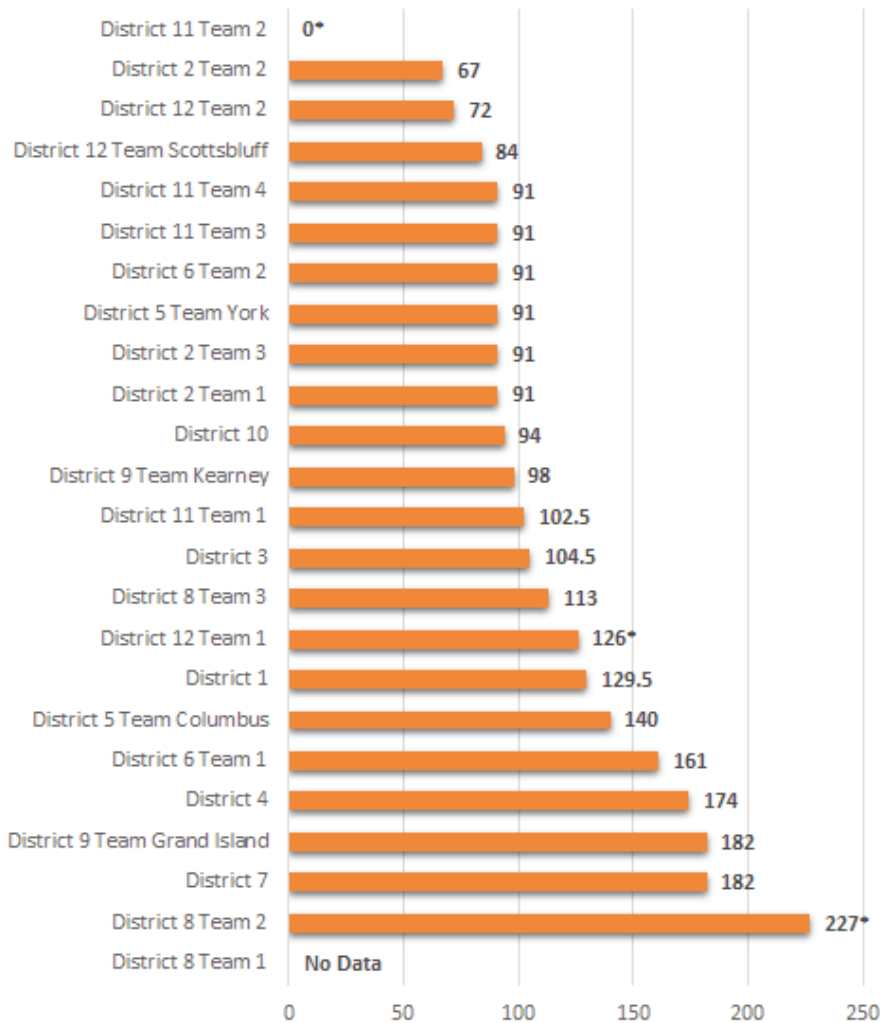
# DISPOSITION HEARING ORDER TO FIRST REVIEW HEARING ORDER



## PERCENT OF MISSING DATA



## MEDIAN DAYS BY TEAM



SFY 2015

\* 30% or more missing data.  
 ° 5 or fewer cases.

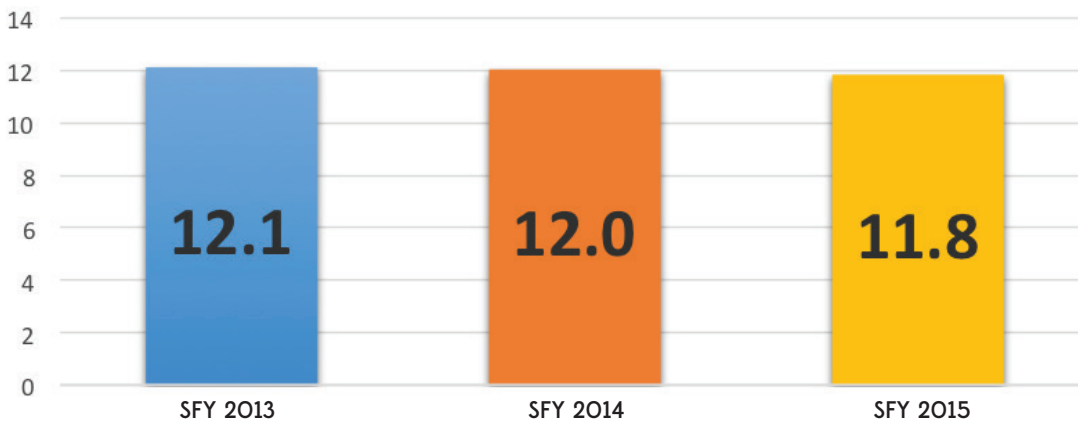
# FIRST REMOVAL TO FIRST PERMANENCY HEARING ORDER



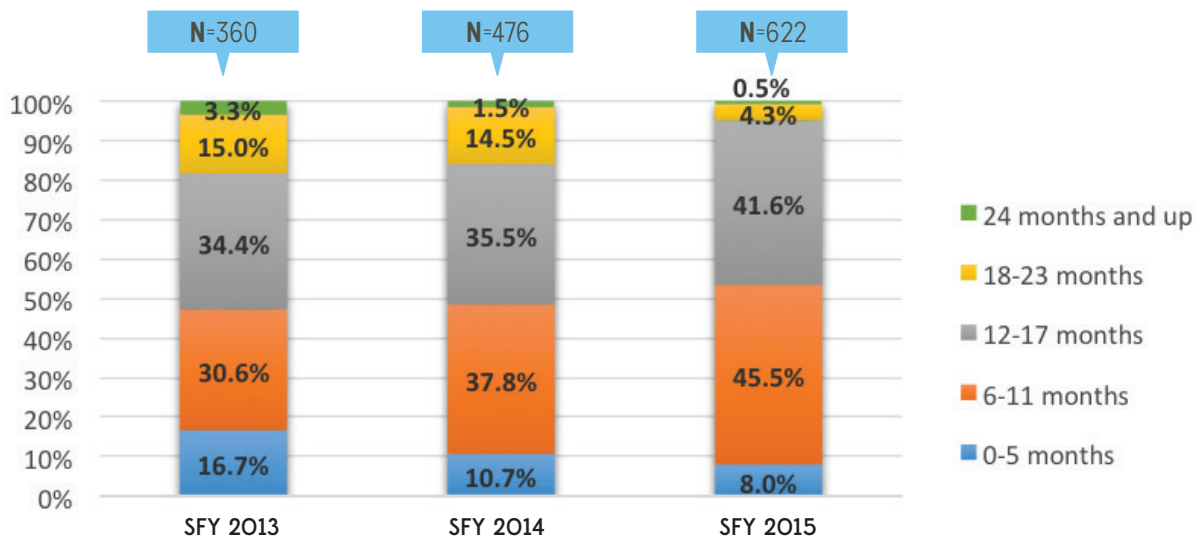
This analysis includes cases with a petition filed date between January 1, 2011 and December 31, 2013. Cases that were dismissed within 90 days of the file date, did not have a removal date, or were closed in less than one year are not included. Cases with more than 2 years between first removal and first permanency hearing were assumed data entry errors and excluded from the analysis.

**A Permanency Hearing is where the judge reviews the permanency plan for each child and determines the permanency goal. Nebraska Revised Statute §43-1312 and federal IV-E law requires a permanency hearing no later than 12 months after the child enters foster care and annually thereafter.**

## MEDIAN MONTHS



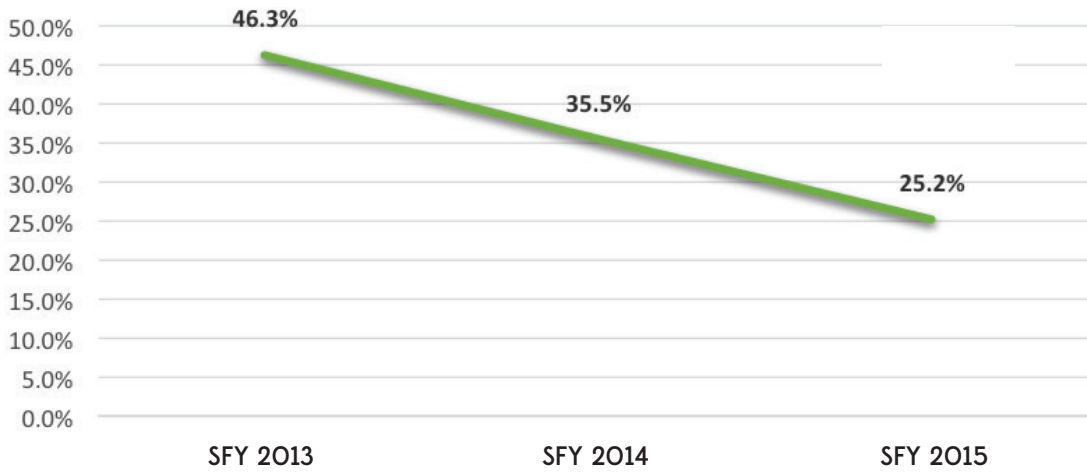
## TIMELINESS



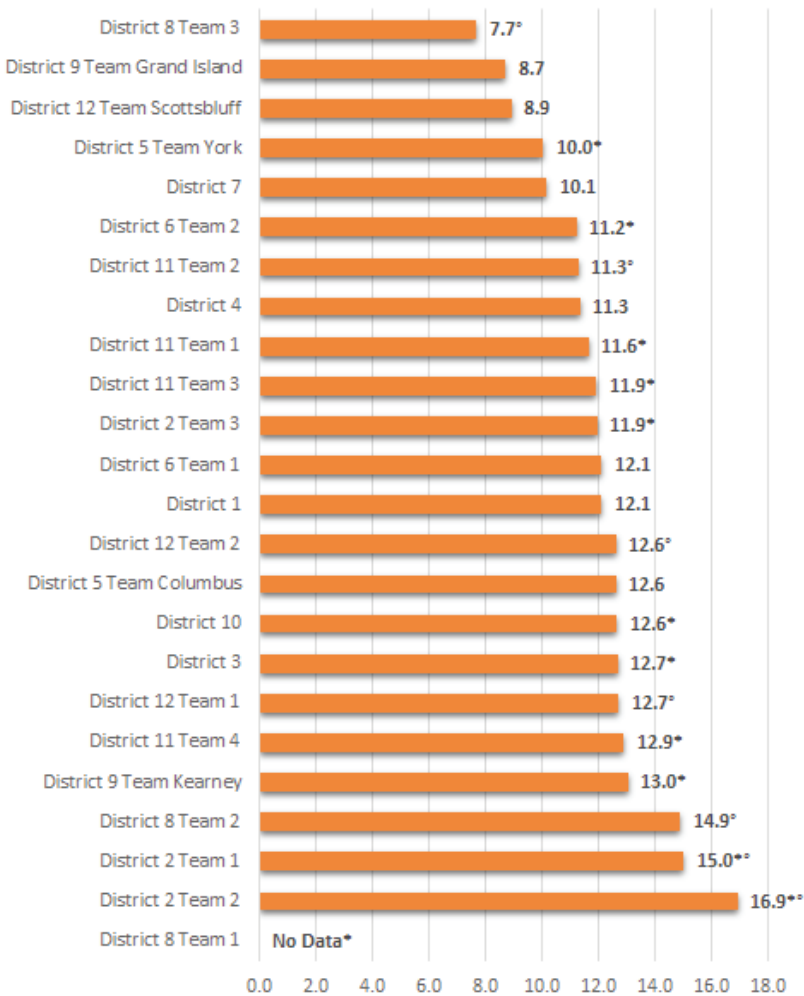
# FIRST REMOVAL TO FIRST PERMANENCY HEARING ORDER



## PERCENT OF MISSING DATA



## MEDIAN MONTHS BY TEAM



SFY 2015

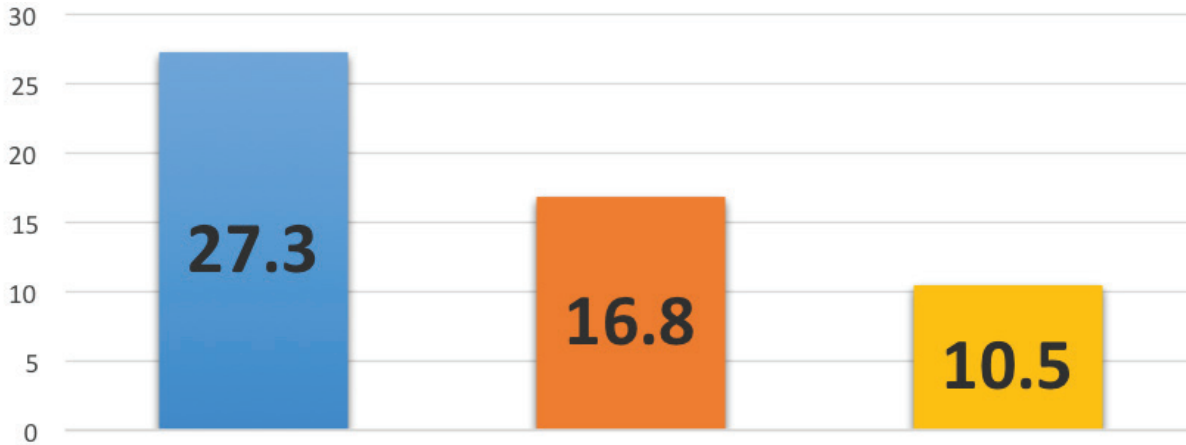
\* 30% or more missing data.  
° 5 or fewer cases.

# TIME TO CASE TERMINATION

This analysis includes cases with a petition filed date between January 1, 2011 and December 31, 2013. Cases dismissed by the prosecutor within 30 days of the file date are excluded.

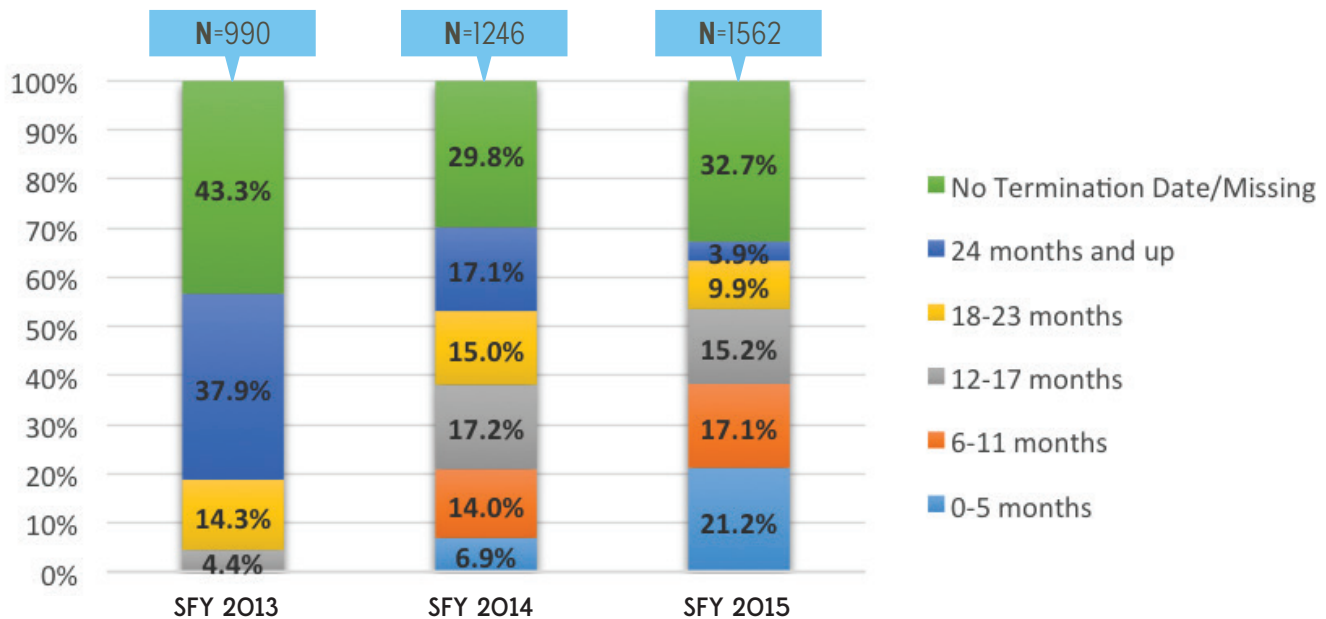


## MEDIAN MONTHS\*



\* Only includes cases that have a "Case Termination Date" in JUSTICE.

## TIMELINESS



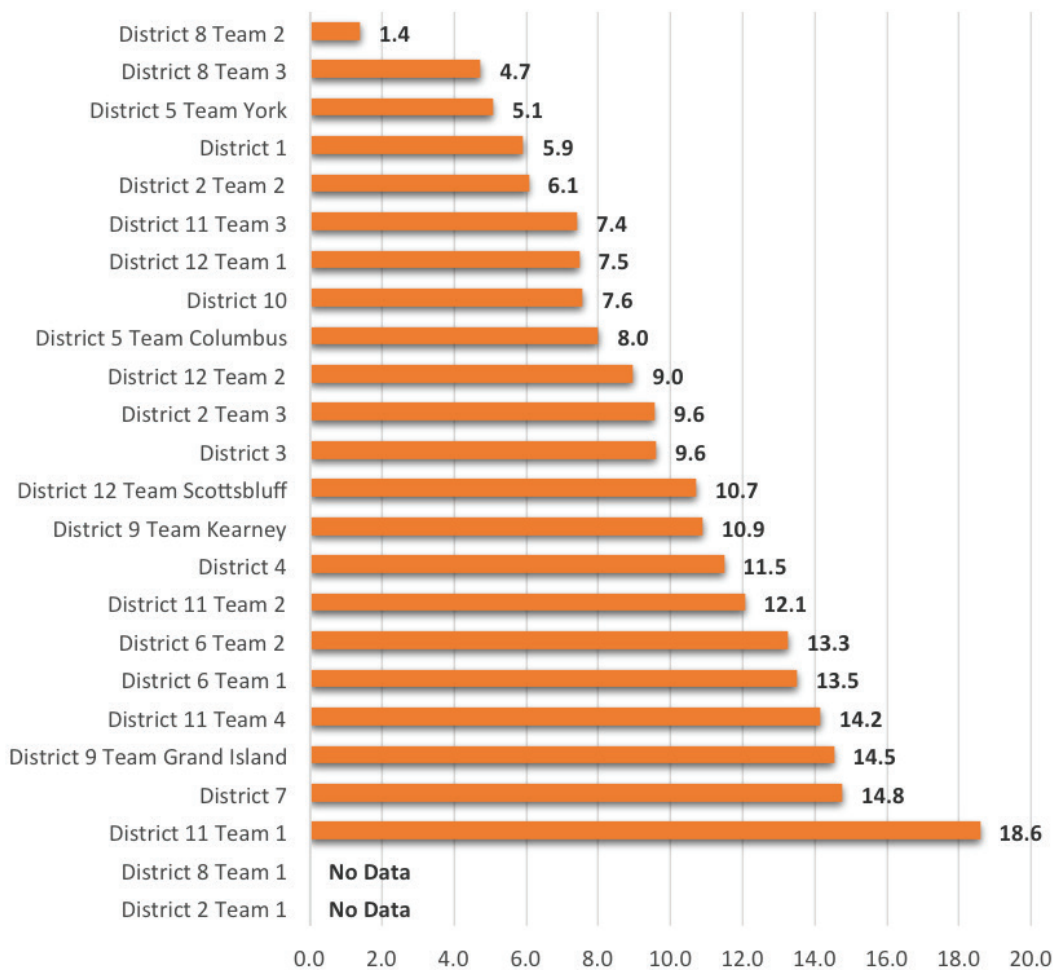


# TIME TO CASE TERMINATION



| Case Status of all Cases Not Terminated by June 30, 2015 |                              |                              |                              |
|--|------------------------------|------------------------------|------------------------------|
|  | January 2012 - December 2012 | January 2013 - December 2013 | January 2014 - December 2014 |
| Appealed   | 1                            | 5                            | 12                           |
| Closed   | 334                          | 234                          | 183                          |
| Mandate  | 4                            | 1                            | 3                            |
| Open   | 16                           | 13                           | 20                           |
| Reopened   | 72                           | 111                          | 281                          |
| Waiting  | 2                            | 7                            | 12                           |
| <b>Total Cases Not Terminated</b>                        | <b>429</b>                   | <b>371</b>                   | <b>511</b>                   |

## MEDIAN MONTHS BY TEAM



SFY 2015

# JUVENILE JUSTICE




# REMOVAL TO DETENTION HEARING ORDER



This analysis includes cases with a petition filed date between June 1, 2012 and May 31, 2015. It includes only cases where a child was removed from the home. Cases with 90 or more days between removal and detention hearing were assumed data entry errors and excluded from the analysis.

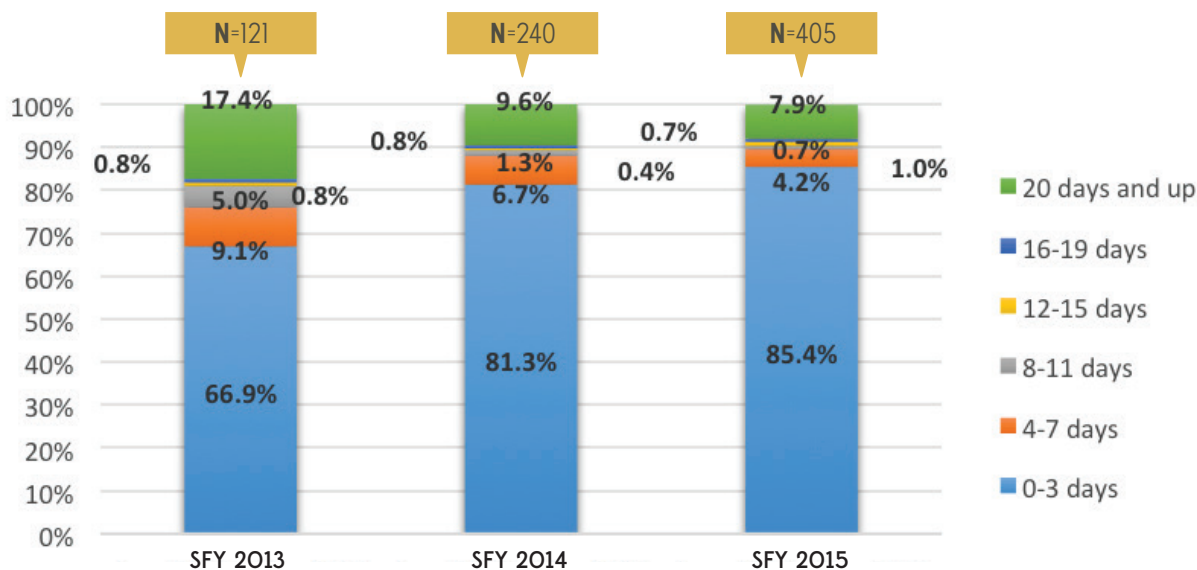
**The Detention Hearing is the first hearing in any Juvenile Justice case when the juvenile has been detained. According to Supreme Court Rule S6-104, juveniles should not be detained for more than 48 hours without a probable cause finding from the appropriate judicial authority.**

## MEDIAN DAYS



*Due to the significant amount of missing data for Removal to Detention Hearing, the Median Days and Timeliness data may be inaccurate.*

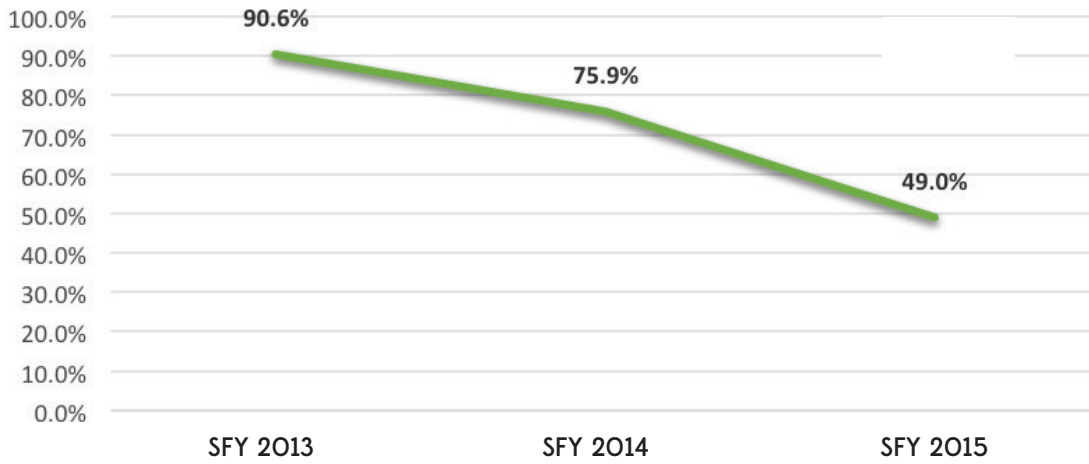
## TIMELINESS



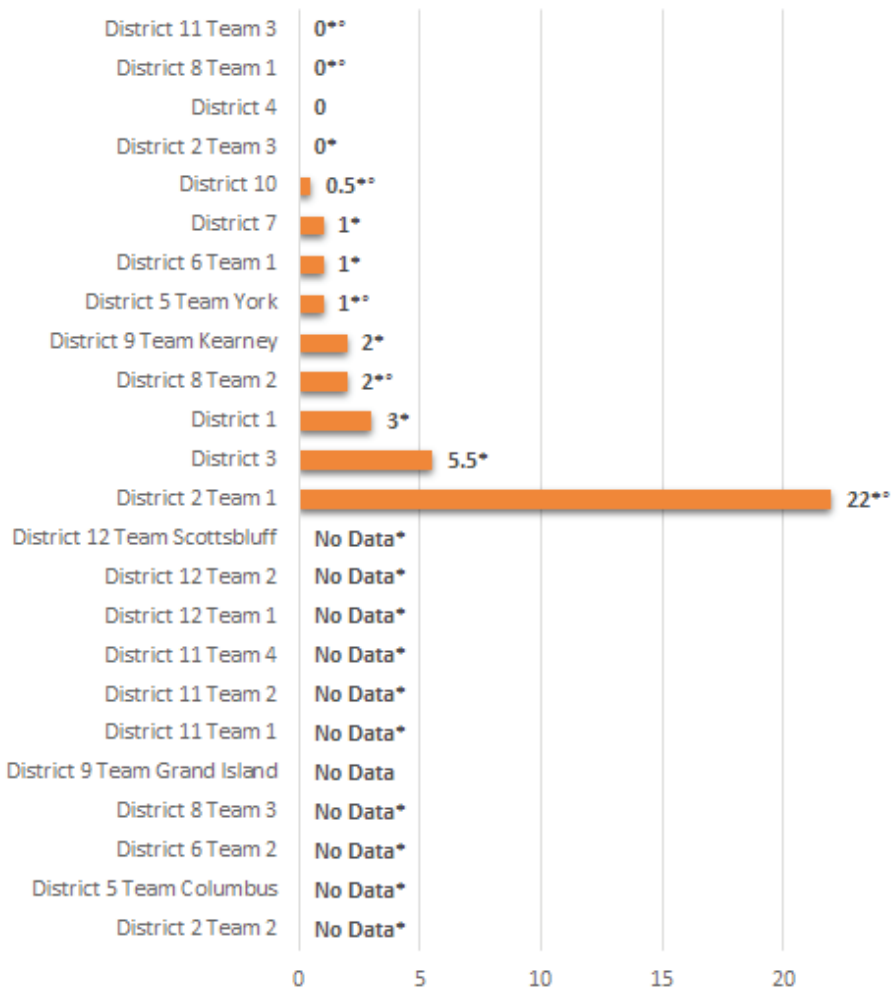
# REMOVAL TO DETENTION HEARING ORDER



## PERCENT OF MISSING DATA



## MEDIAN DAYS BY TEAM



SFY 2015

**\* 30% or more missing data.  
° 5 or fewer cases.**

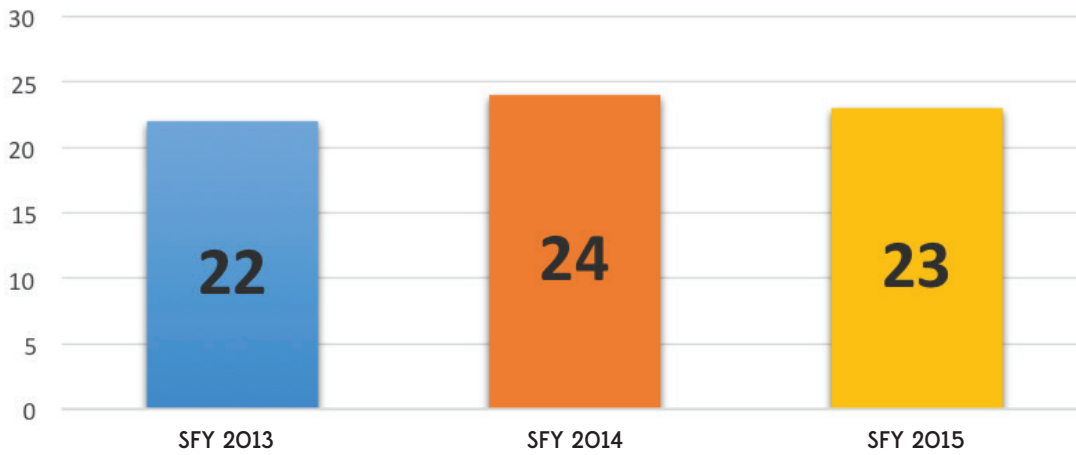
# PETITION TO FIRST APPEARANCE/ARRAIGNMENT ORDER



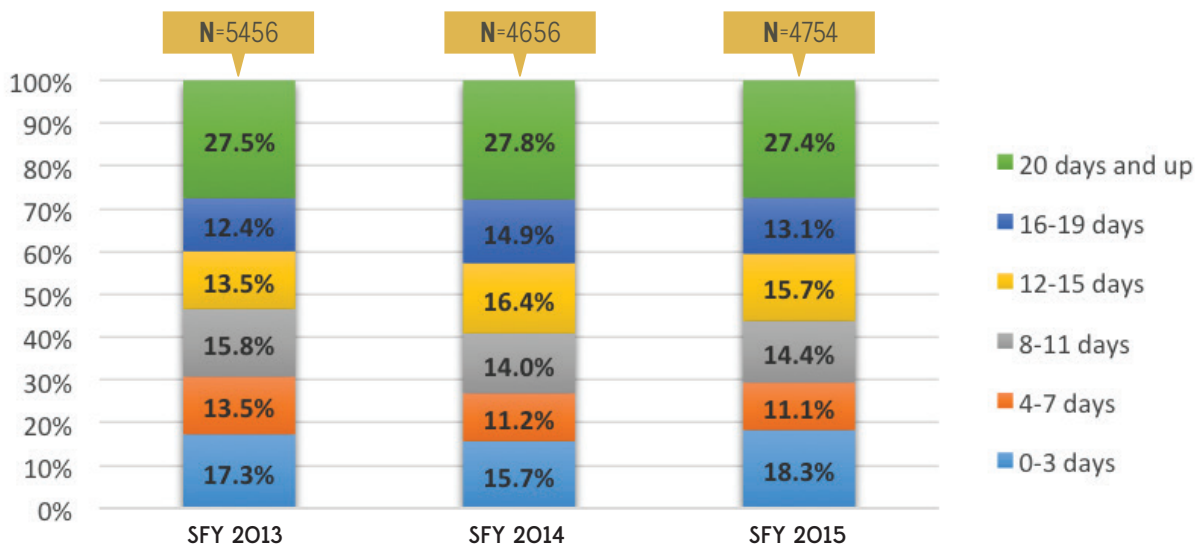
This analysis includes cases with a petition filed date between June 1, 2012 and May 31, 2015. Cases dismissed within 30 days of the file date are excluded. Cases with more than 120 days from petition to first appearance were assumed data entry errors and excluded from the analysis.

**The First Appearance/Arraignment Hearing is the hearing in which the juvenile is advised of the allegations contained within the petition and his/her due process rights. This may happen at the same time as the detention hearing for juveniles who are detained, or may happen at a later date.**

## MEDIAN DAYS



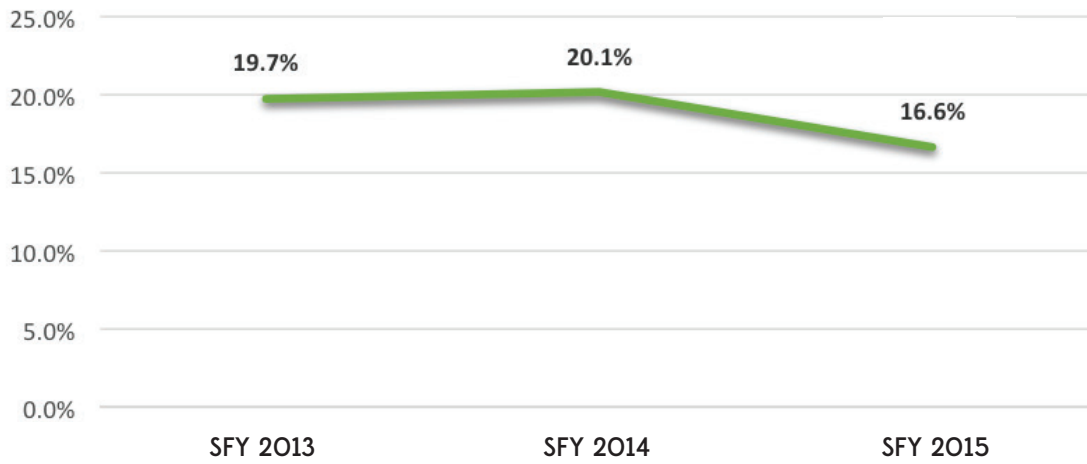
## TIMELINESS



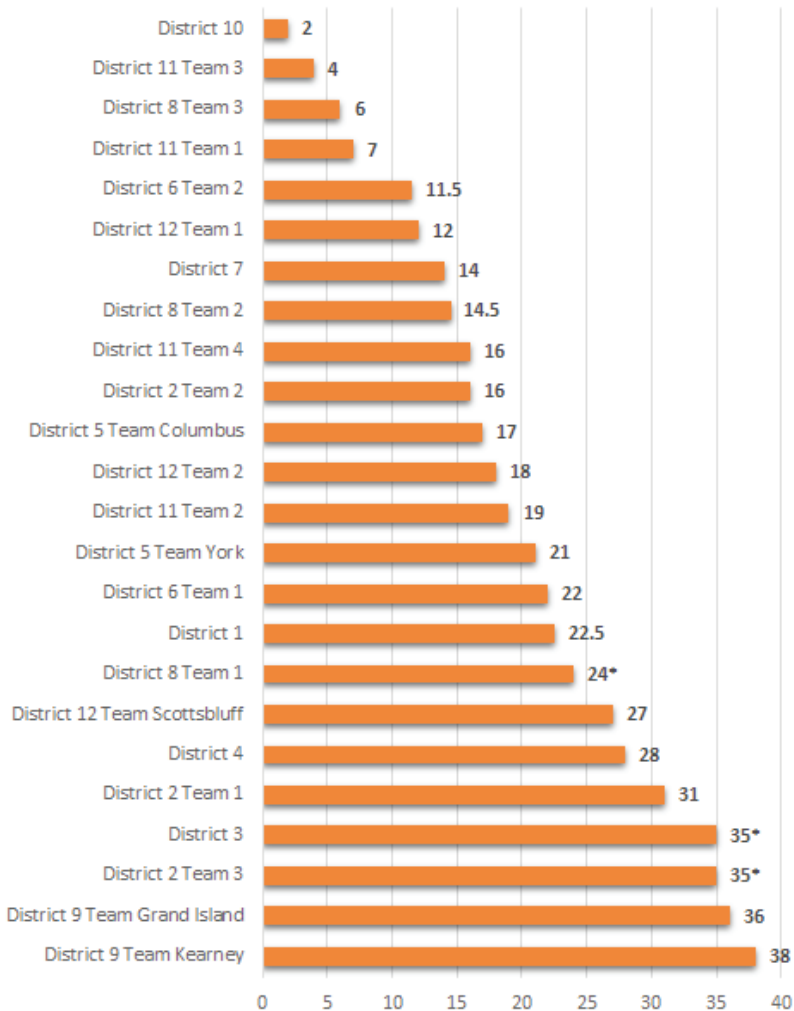
# PETITION TO FIRST APPEARANCE/ARRAIGNMENT ORDER



## PERCENT OF MISSING DATA



## MEDIAN DAYS BY TEAM



SFY 2015

\* 30% or more missing data.  
° 5 or fewer cases.

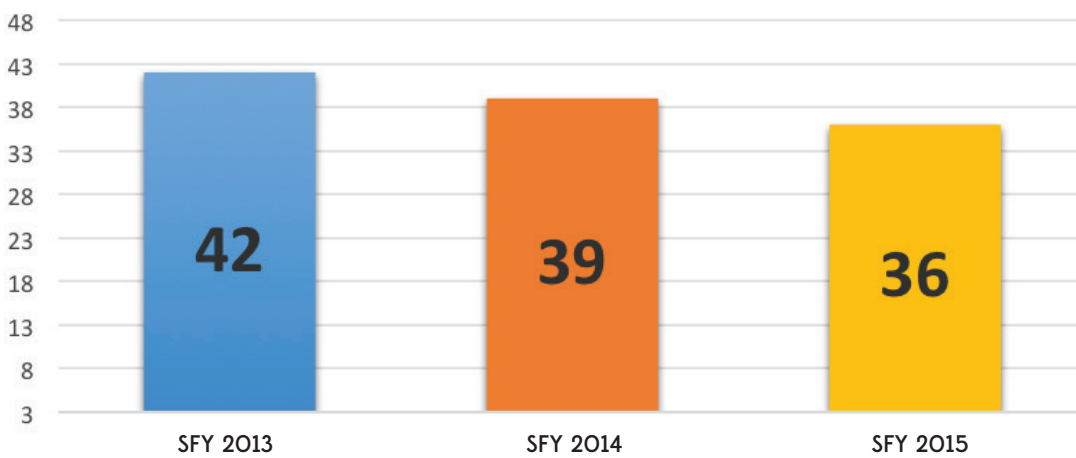
# PETITION TO ADJUDICATION HEARING ORDER



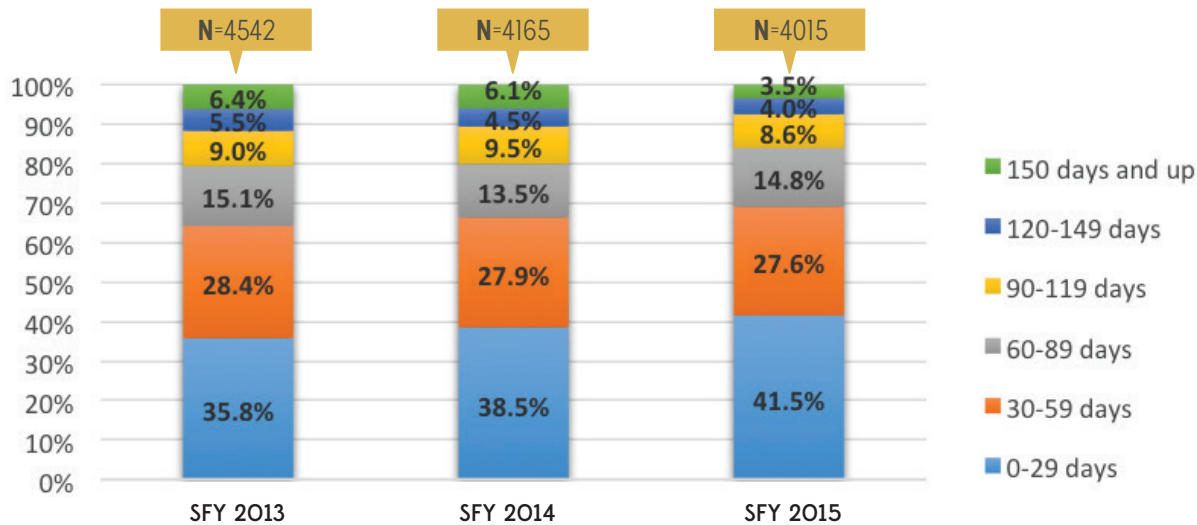
This analysis includes cases with a petition filed date between April 1, 2012 and March 31, 2015. Cases dismissed within 30 days of the file date are excluded. Cases with more than 1 year between petition and adjudication were assumed data entry errors and excluded from the analysis.

**The Adjudication Hearing is the hearing at which the court determines whether the juvenile comes within the meaning of Nebraska Revised Statute §43-247. This may be a formal trial, or the juvenile may admit to part or all of the allegations. Supreme Court Rule §6-104 requires the adjudication hearing to be held within 180 days of the filing of the petition.**

## MEDIAN DAYS



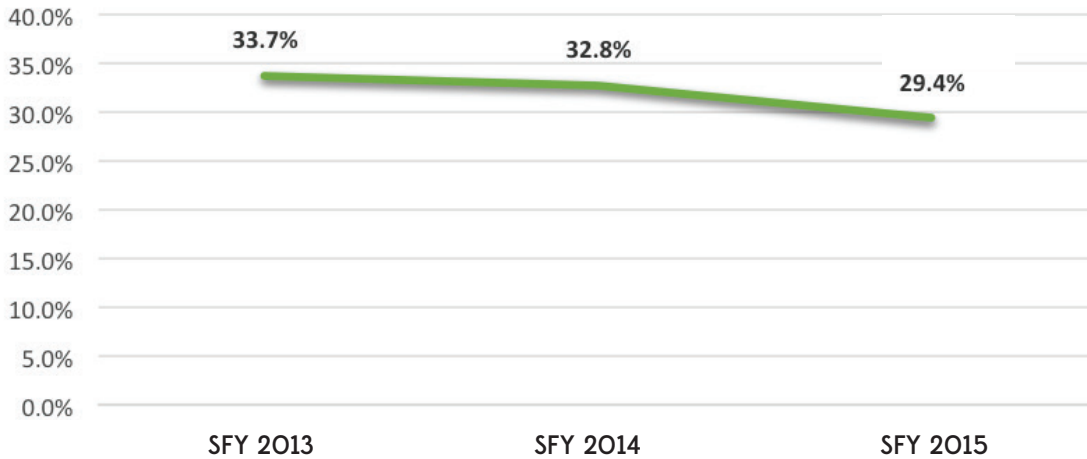
## TIMELINESS



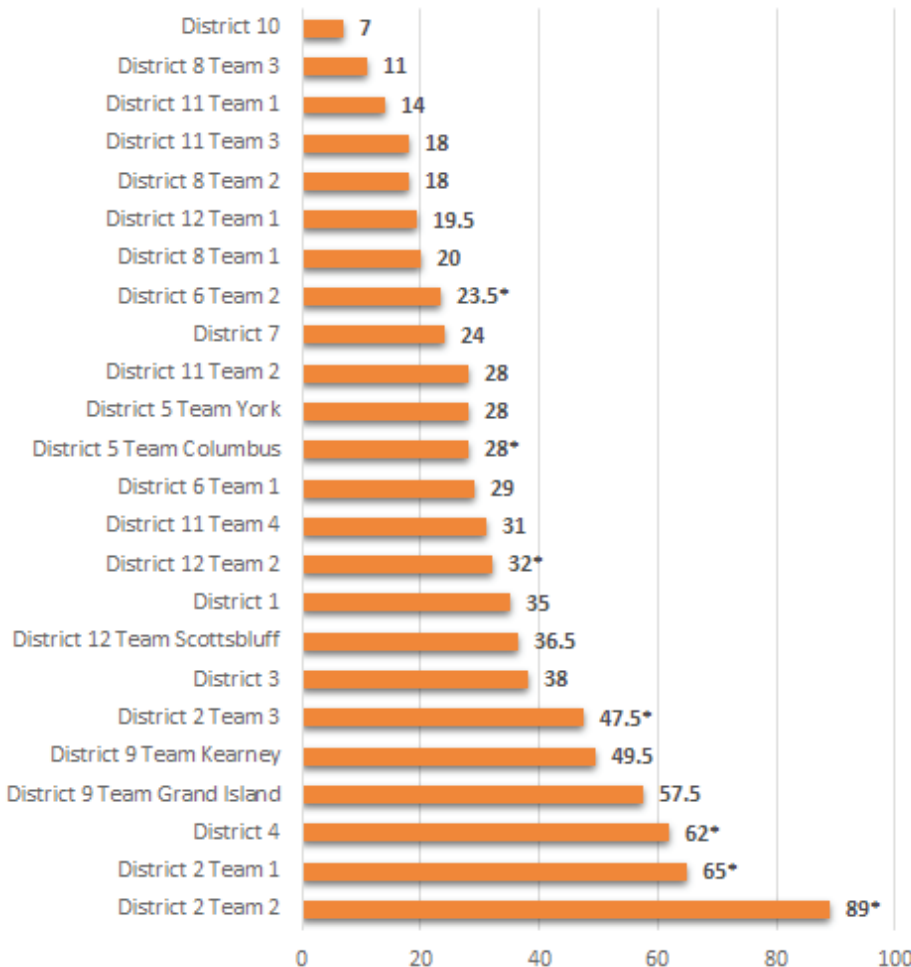
# PETITION TO ADJUDICATION HEARING ORDER



## PERCENT OF MISSING DATA



## MEDIAN DAYS BY TEAM



**NOTE:** Court Improvement Project staff, working with JUSTICE staff, have identified an issue with DOCKET that may be affecting timeliness data for Adjudication to Disposition if the originally scheduled Adjudication Hearing was continued to a later date. This issue only affects courts using DOCKET, and the overall effect size is small. We are working with JUSTICE/DOCKET staff to fix the problem.



**\* 30% or more missing data.  
° 5 or fewer cases.**



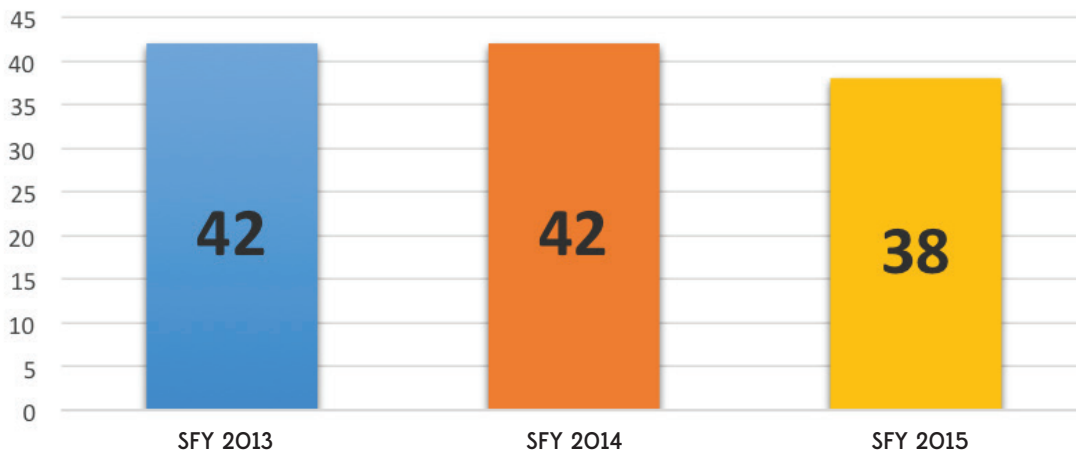
# ADJUDICATION HEARING ORDER TO DISPOSITION HEARING ORDER



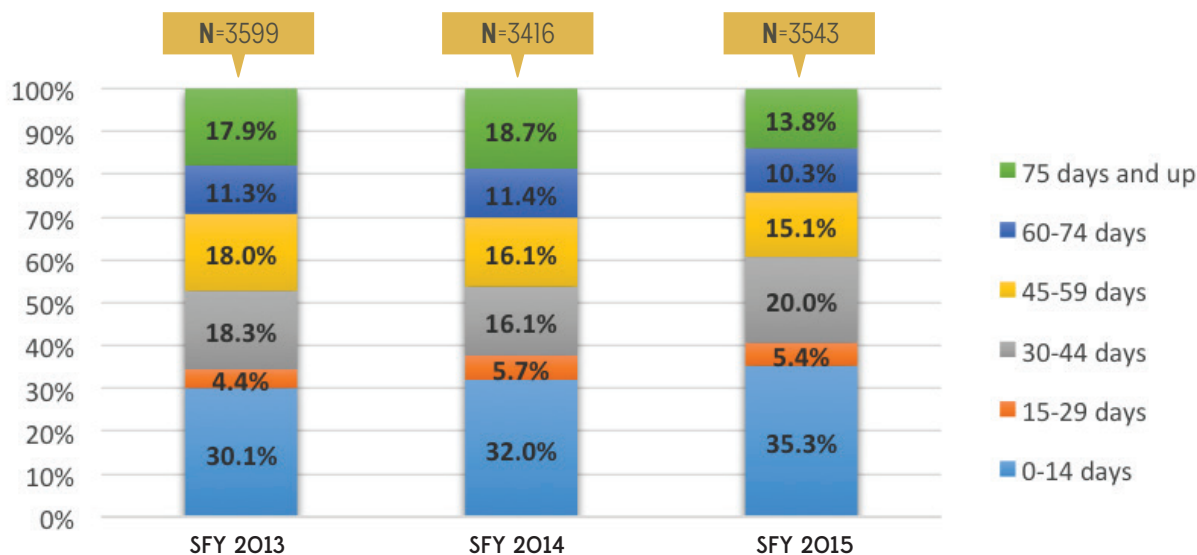
This analysis includes cases with an adjudication hearing order date between April 1, 2012 and March 31, 2015. Cases with more than one year between adjudication and disposition were assumed data entry errors and excluded from the analysis.

**The Disposition Hearing is the hearing at which the court determines what services or rehabilitation efforts the juvenile will receive if the adjudication hearing determined the juvenile meets the criteria of Nebraska Revised Statute §43-247. Supreme Court Rule §6-104 requires the disposition hearing to be held within 60 days of the adjudication hearing unless there is good cause to extend beyond 60 days.**

## MEDIAN DAYS



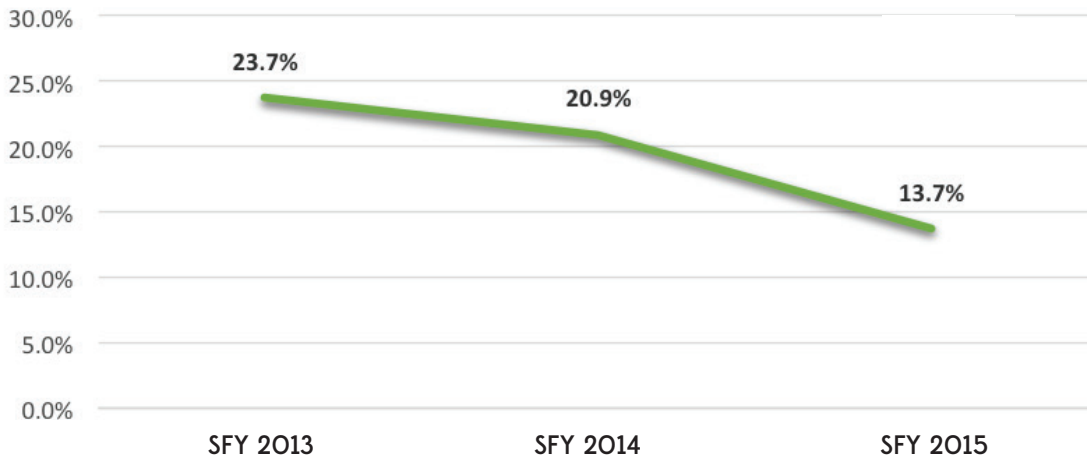
## TIMELINESS



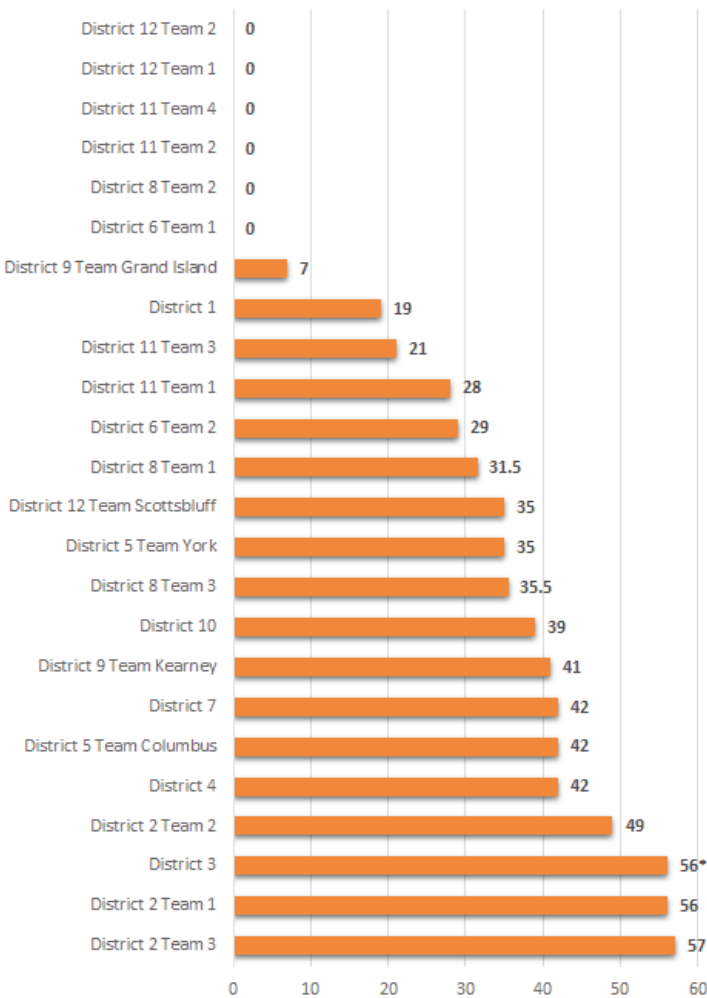
# ADJUDICATION HEARING ORDER TO DISPOSITION HEARING ORDER



## PERCENT OF MISSING DATA



## MEDIAN DAYS BY TEAM



SFY 2015

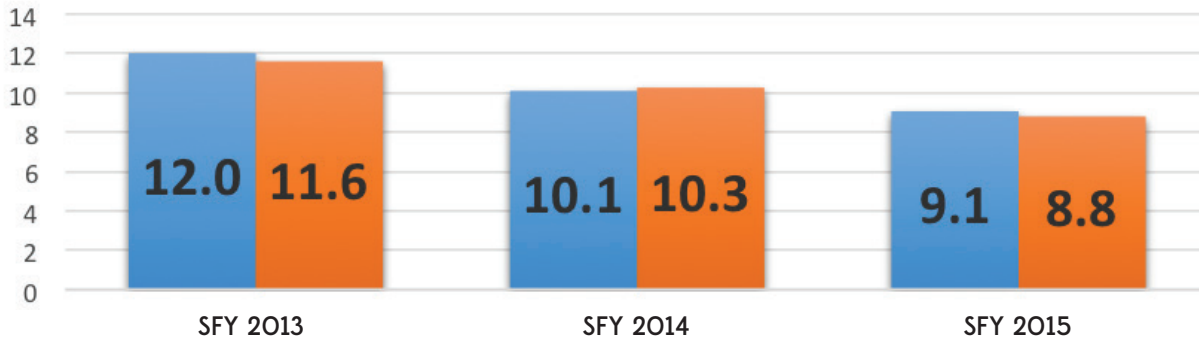
\* 30% or more missing data.  
° 5 or fewer cases.

# TIME TO CASE CLOSURE

This analysis includes cases with a petition filed date between January 1, 2011 and December 31, 2013. Cases dismissed within 30 days of the file date are excluded.



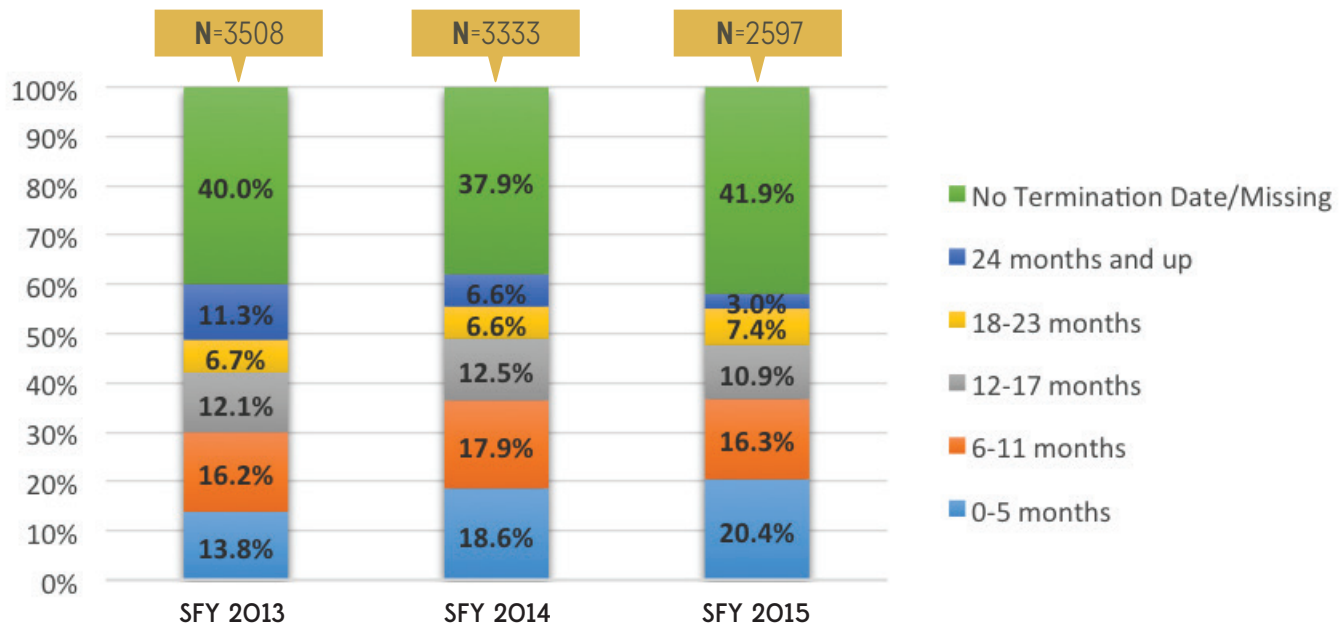
## MEDIAN MONTHS\*



\*Only includes cases that have a "Jurisdiction Termination Date" in JUSTICE.

■ Delinquency ■ Status/Traffic

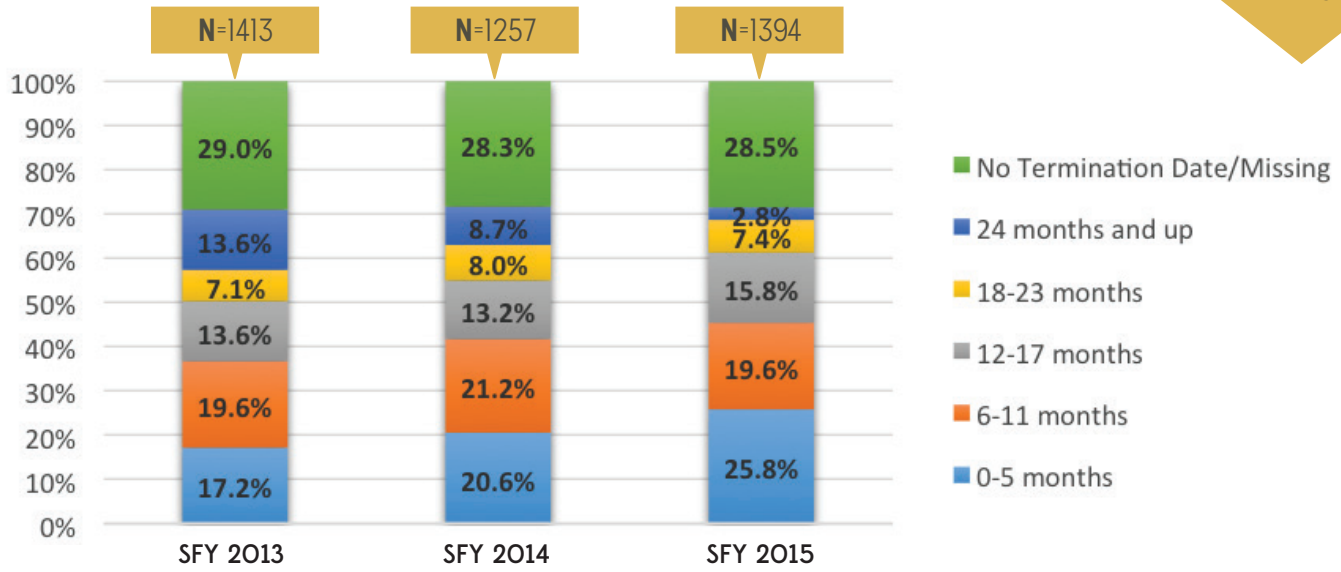
## TIMELINESS: DELIQUENCY



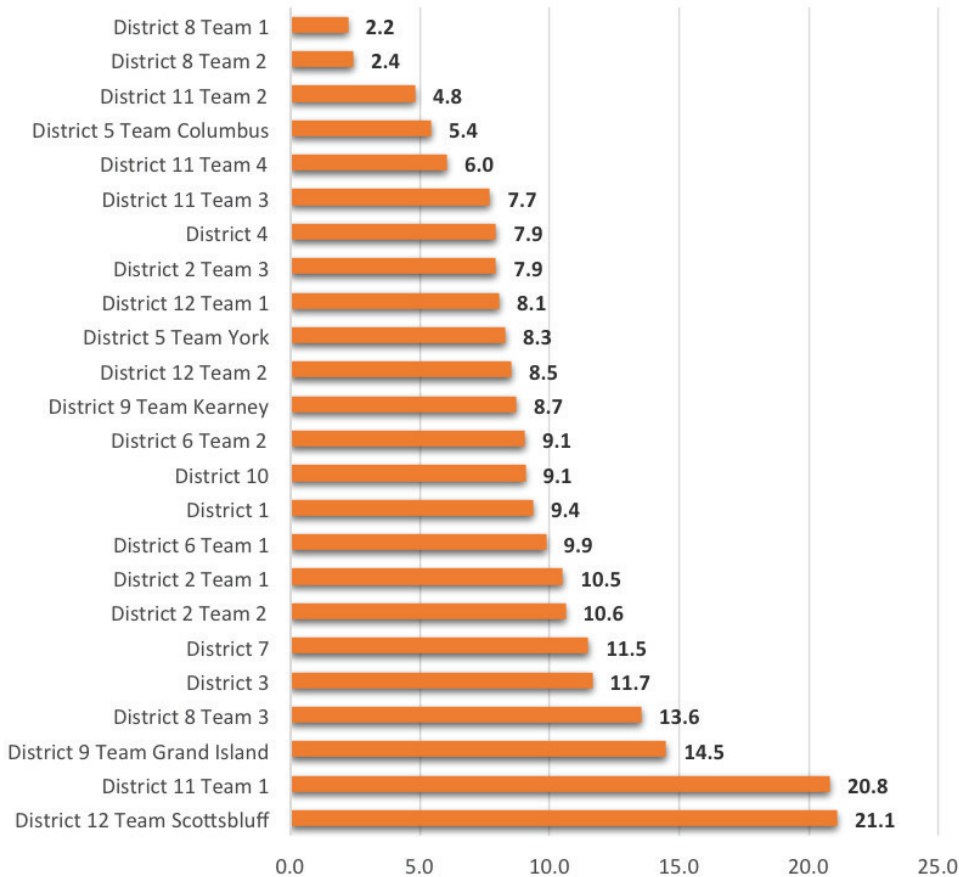
# TIME TO CASE CLOSURE



## TIMELINESS: STATUS OFFENSES



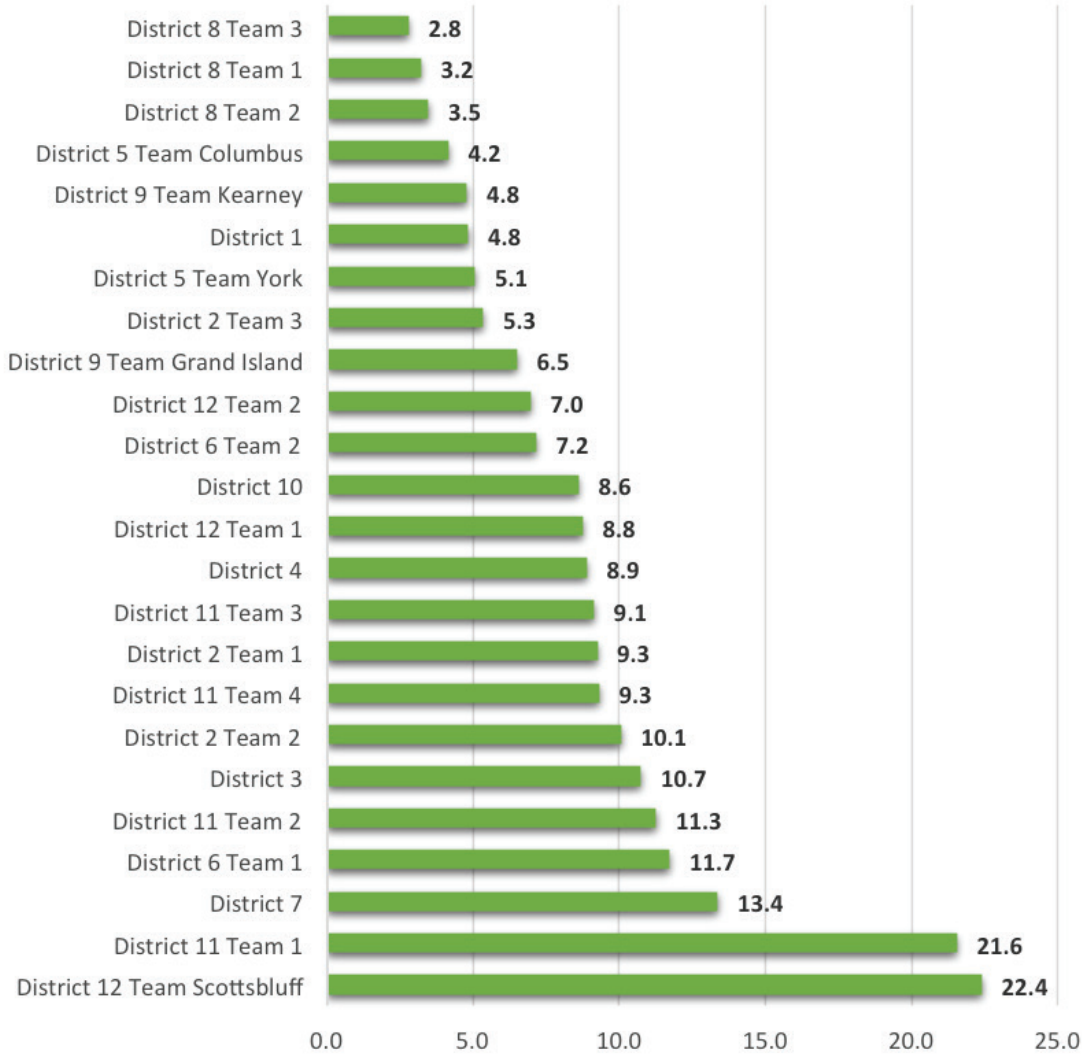
## MEDIAN MONTHS BY TEAM | DELINQUENCY



SFY 2015

# TIME TO CASE CLOSURE

## MEDIAN MONTHS BY TEAM | STATUS/TRAFFIC



SFY 2015

# ADMINISTRATIVE OFFICE OF PROBATION

P.O. Box 98910  
 Lincoln, NE 68509  
 Phone: (402) 471-2141

## Probation Juvenile Justice Reform Efforts February 2016

### Juvenile Services Division Outcomes:

The following outcomes were created by the Juvenile Services Division with research supporting national data to track success in achieving Juvenile Probation's goals for reducing recidivism. These goals focus on preventing juveniles from returning to the juvenile justice system or entering the criminal justice system by:

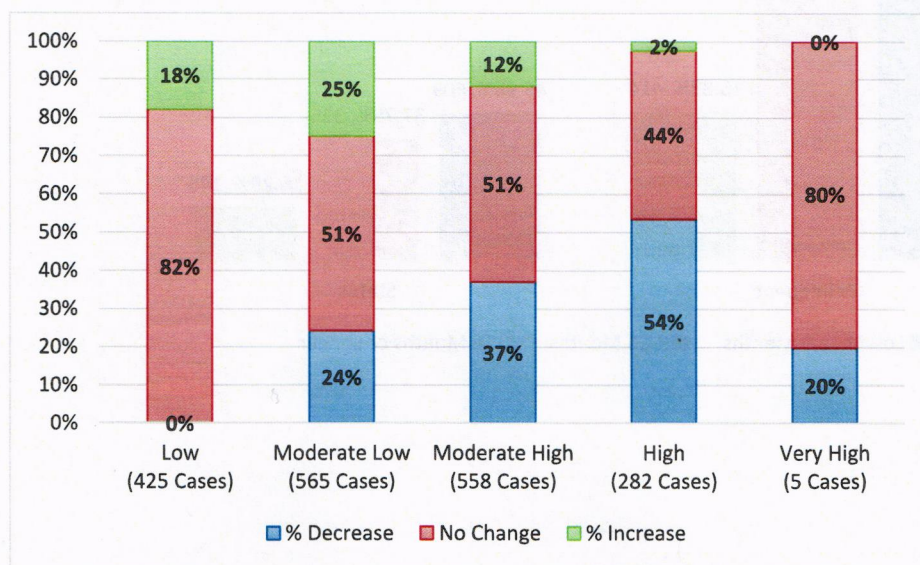
1. Engaging juveniles and their families in the juvenile court process;
2. Eliminating barriers to families accessing effective treatment and services;
3. Partnering with educational and community stakeholders to assure coordinated case management, focused accountability and improved outcomes.

**Outcome 1: Risk Reduction:** Youth involved in the juvenile justice system will receive targeted services that reduce assessed risk to reoffend upon release from supervision.

The juvenile justice system measures risk for youth under supervision to assist in determining the possibility that the youth will recidivate or return to the system. The assessing of risk also helps a probation officer focus on exactly what a youth is struggling with, for example, substance use. Therefore, to measure if probation is impacting youth, it is essential to evaluate if risk has been reduced during the period of probation supervision.

National research supports this outcome as the number one core principle in a research compilation titled "Core Principles for Reducing Recidivism and Improving other Outcomes for Youth in the Juvenile Justice System" authored by the Council of State Governments Justice Center. The first core principle being "Base supervision, service and resource-allocation decisions on the results of validated risk and needs assessments."

This outcome is measured by first, categorizing probation cases by the initial and final Youth Level of Service/Case Management Inventory (YLS/CMI) assessment score, then comparing the initial score for each individual court case, and finally, assessing whether risk increased or decreased during the probation term.



Of the cases discharged between September 1<sup>st</sup> and February 29, 2016, 53% of cases that scored "High" or "Very High" on the initial risk assessment scored at a lower level on the YLS/CMI preceding probation case closure. Lower assessed youth can see an increase in risk due to several reasons. Some include: not sharing information upon initial assessment,

# ADMINISTRATIVE OFFICE OF PROBATION

P.O. Box 98910  
 Lincoln, NE 68509  
 Phone: (402) 471-2141

additional risks identified after being placed on probation and ensuring targeted case management is utilized.

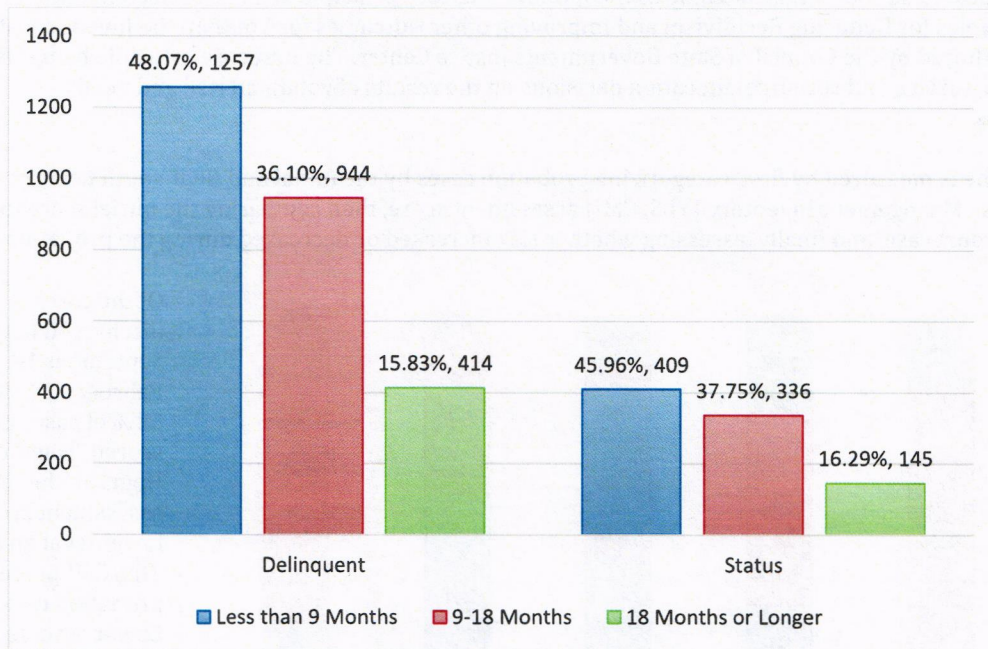
***Outcome 2: Non-delinquent Status Youth: An increase in status youth who are diverted from the juvenile justice system or who receive a decreased term of probation supervision.***

A Status Youth is involved in the juvenile justice system for non-delinquent behaviors prohibited by law only because of their status as a minor. Examples include truancy and runaway behaviors. National research has shown better results for Status Youth when they receive immediate support and intervention which addresses the cause of the behavior and focuses on diverting from the juvenile justice system. Therefore, it is essential that probation officers immediately address the needs of the youth and prioritize diverting from the system or decrease probation terms.

The Vera Institute of Justice's Status Reform Center released a publication titled "From Courts to Communities: The Right Response to Truancy, Running Away, and Other Status Offenses" which identified five hallmarks for status youth. The five include "Diversion from court; An immediate response; A triage process; Services that are accessible and effective; and Internal assessment."

This outcome is measured by comparing the length of probation for delinquent youth to non-delinquent status youth.

In the last year, 45.96% of youth on probation for non-delinquent status activities were released from probation in less than 9 months, which is 2.11% less than delinquent youth. However, the average length of probation terms for non-delinquent status youth is 340.38 days: which is longer than delinquent youth.

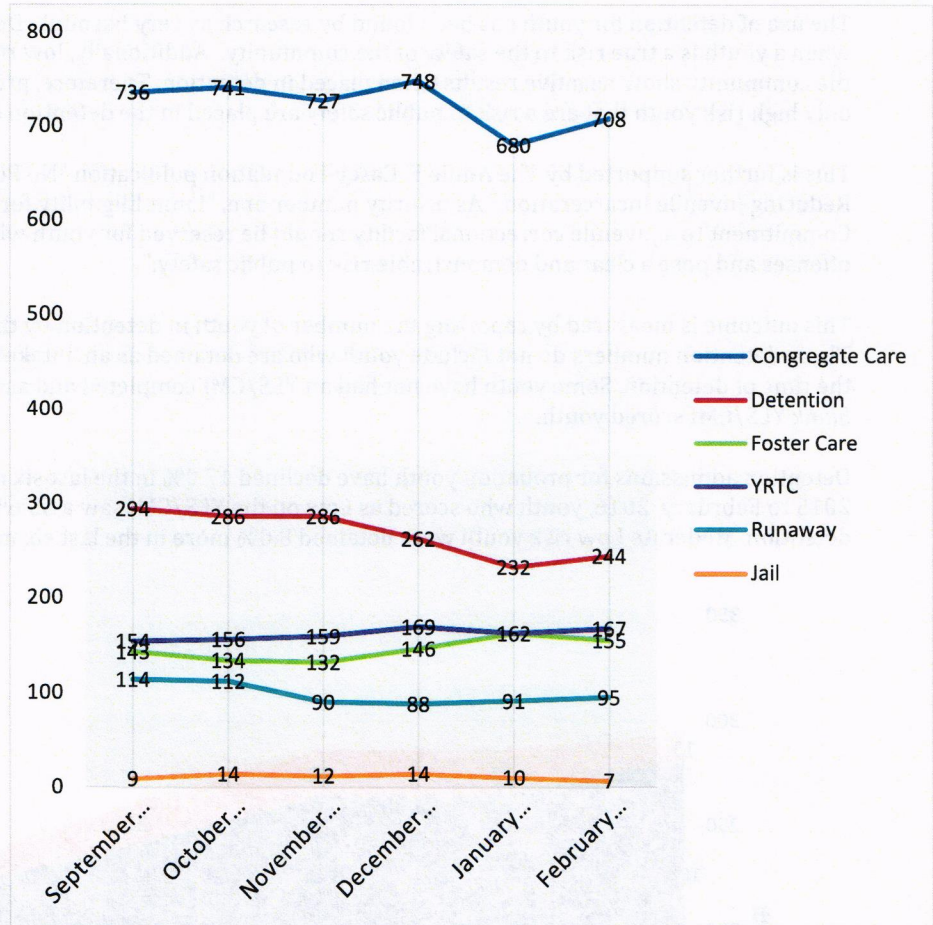


# ADMINISTRATIVE OFFICE OF PROBATION

P.O. Box 98910  
 Lincoln, NE 68509  
 Phone: (402) 471-2141

**Outcome 3: Placement:** Utilization of community-based services will reduce the use of out-of-home placements (OHP).

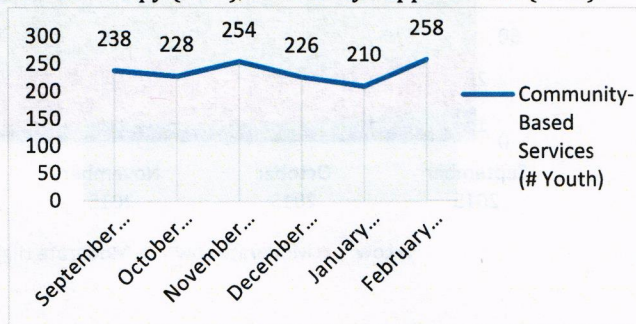
The juvenile justice system was created to assist youth and families in becoming self-sufficient within their own communities. This has also been supported by research, including an increased success for youth that remain in the family home and receive services within their community. The State of Nebraska has a long-standing culture of placing youth out of the family home in hopes to reduce a youth's risk. This is not supported by research and has shown negative results for Nebraska youth and families. Therefore, it is essential that in-home support and services are prioritized by probation officers to assist a youth and family in their own communities and reduce a youth's risk to return to the juvenile justice system.



In the publication "Improving the Effectiveness of Juvenile Justice Programs: A New Perspective on Evidence-Based Practices" by Lipsey, Howell, Kelly, Chapmann and Carver, they find that "research has not supported the effectiveness of large, congregate, custodial juvenile correctional facilities for rehabilitating juvenile offenders." Additionally, they identify three challenges that must be overcome to ensure improved results for juvenile justice youth, the second is "building effective community-based programs for probation, reentry, aftercare, and parole systems to accommodate reductions in secure confinement."

This outcome is measured by analyzing the total number of youth in OHP during any point of the month and the number of vouchers that are issued to pay for community-based services. Community-based services include intensive family preservation (IFP), multisystemic therapy (MST), and family support work (FSW).

For youth served at any point during the month, out of home placements in detention have made a 17.0% decline in the last six months. Foster care has made an 8.4% increase in the same period of time. Whereas, community-based monthly episodes of care have increased 8.4% from September 2015 to February 2016.





# ADMINISTRATIVE OFFICE OF PROBATION

P.O. Box 98910  
 Lincoln, NE 68509  
 Phone: (402) 471-2141

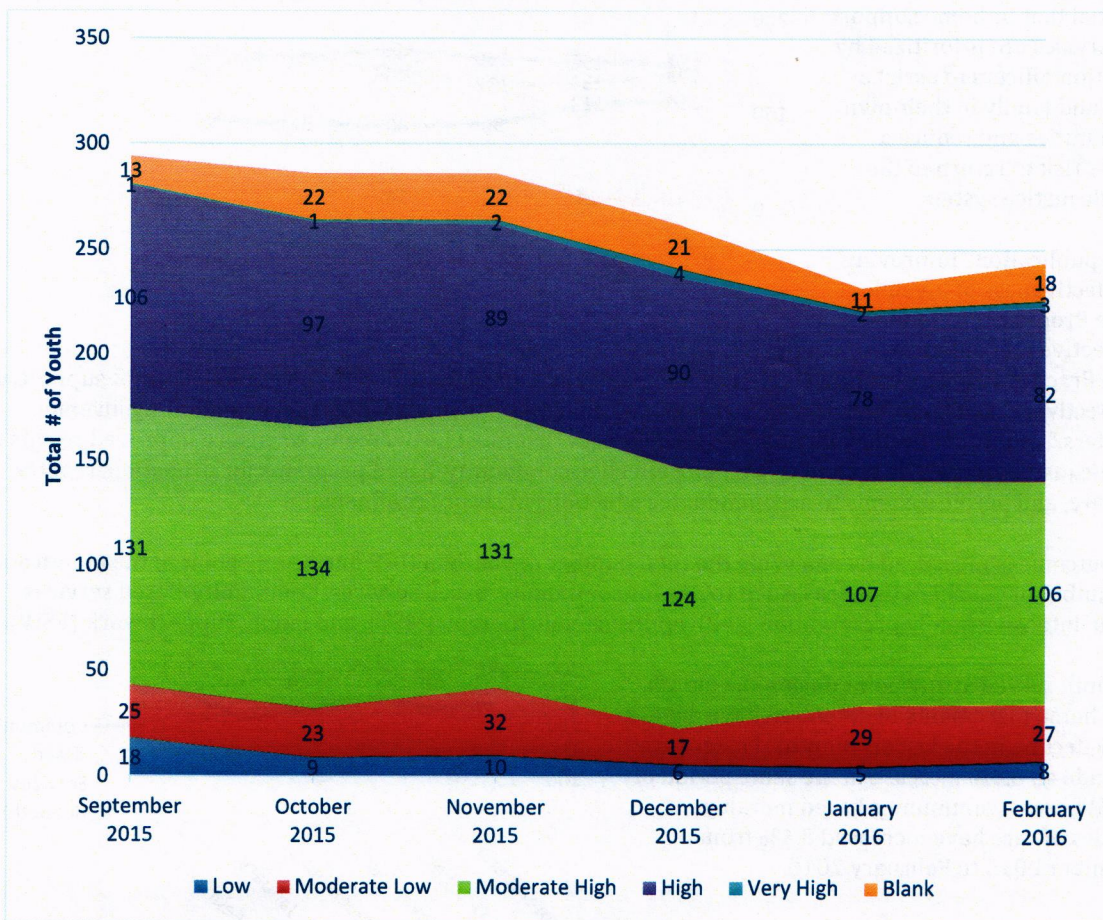
***Outcome 4: Detention: Reduce the number of youth placed in detention who are not at high risk to reoffend.***

The use of detention for youth has been found by research as very harmful. Detention should only be used when a youth is a true risk to the safety of the community. Additionally, low risk youth who are not a risk to the community show negative results when placed in detention. Therefore, probation officers ensure that only high risk youth that are a risk to public safety are placed in the detention centers across the state.

This is further supported by The Annie E. Casey Foundation publication "No Place for Kids: The Case for Reducing Juvenile Incarceration." As priority number one, "Limit Eligibility for Correctional Placements: Commitment to a juvenile correctional facility should be reserved for youth who have committed serious offenses and pose a clear and demonstrable risk to public safety."

This outcome is measured by reporting the number of youth in detention by their most recent YLS/CMI score. These detention numbers do not include youth who are detained as an 'intake' and are not on probation at the time of detention. Some youth have not had an YLS/CMI completed and account for the small number of blank YLS/CMI scored youth.

Detention admissions for probation youth have declined 17.0% in the last six months. Comparing September, 2015 to February, 2016, youth who scored as Low on the YLS/CMI saw a 55.6% reduction in admission to detention. Moderate Low risk youth were detained 8.0% more in the last six months.



# ADMINISTRATIVE OFFICE OF PROBATION

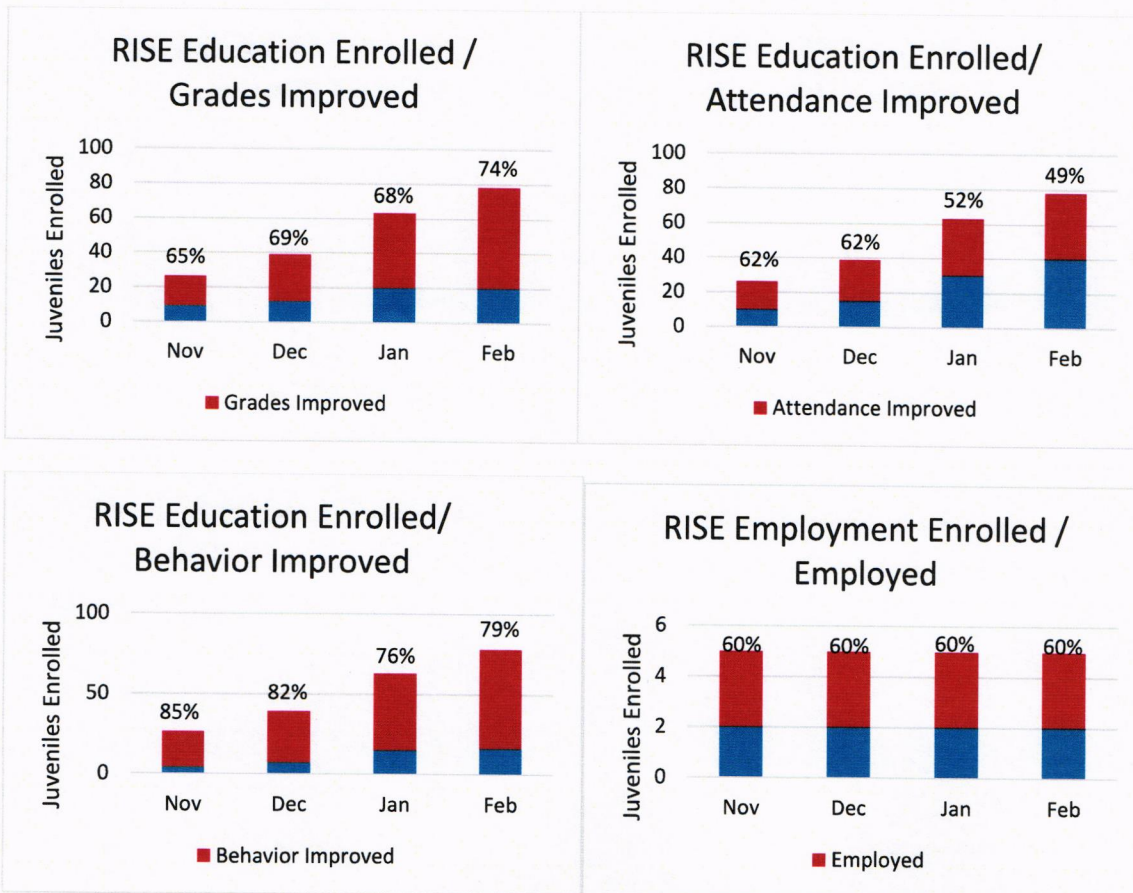
P.O. Box 98910  
Lincoln, NE 68509  
Phone: (402) 471-2141

## Outcome 5: Education and Employment: A higher percentage of youth will be involved in pro-social activities including school and employment.

Ensuring that a youth is involved in pro-social activities is essential and has shown great outcomes towards successful probation. The two major factors that support this are school and employment. Therefore, assisting a youth in being successful at school and employment is key to a youth not returning to the juvenile justice system. One service that probation offers youth throughout Nebraska is the Rural Improvement for Schooling and Employment (RISE) program. RISE is an AmeriCorps program focused on providing education and employment skills to at-risk youth. Implemented in Nebraska in 2007, RISE Program Specialists support youth in the Nebraska probation system by facilitating a skills-building program centered on improving grades, attendance, and employment opportunities for at-risk youth while improving community safety through reducing recidivism.

The RISE Program was created in response to a 2006 Vera Institute study that showed high risk youth are more successful on probation when education and employment are a key focus. Another core principle identified by the Council for State Governments Justice Center is principle 3 "Employ a coordinated approach across service systems to address youth's needs." This ensures all experts are working together, which is key to long term success.

The RISE Education program helps juvenile probationers decrease behaviors within the school environment that can lead to failing or dropping out, through a skills building curriculum focused on an educational skill set. During the month of February 79% of enrolled RISE juvenile probationers saw a decrease in their behaviors.





# ADMINISTRATIVE OFFICE OF THE COURTS AND PROBATION

January 1, 2015 to December 31, 2015



## Nebraska Juvenile Justice System Statistical Annual Report 2015

in Compliance with  
Nebraska Revised  
Statute 24-1007

*This report fulfills the legislative requirement of NE Revised Statute § 24-1007 (2014) for an annual Judicial Branch statistical report regarding juveniles in Nebraska's justice system.*

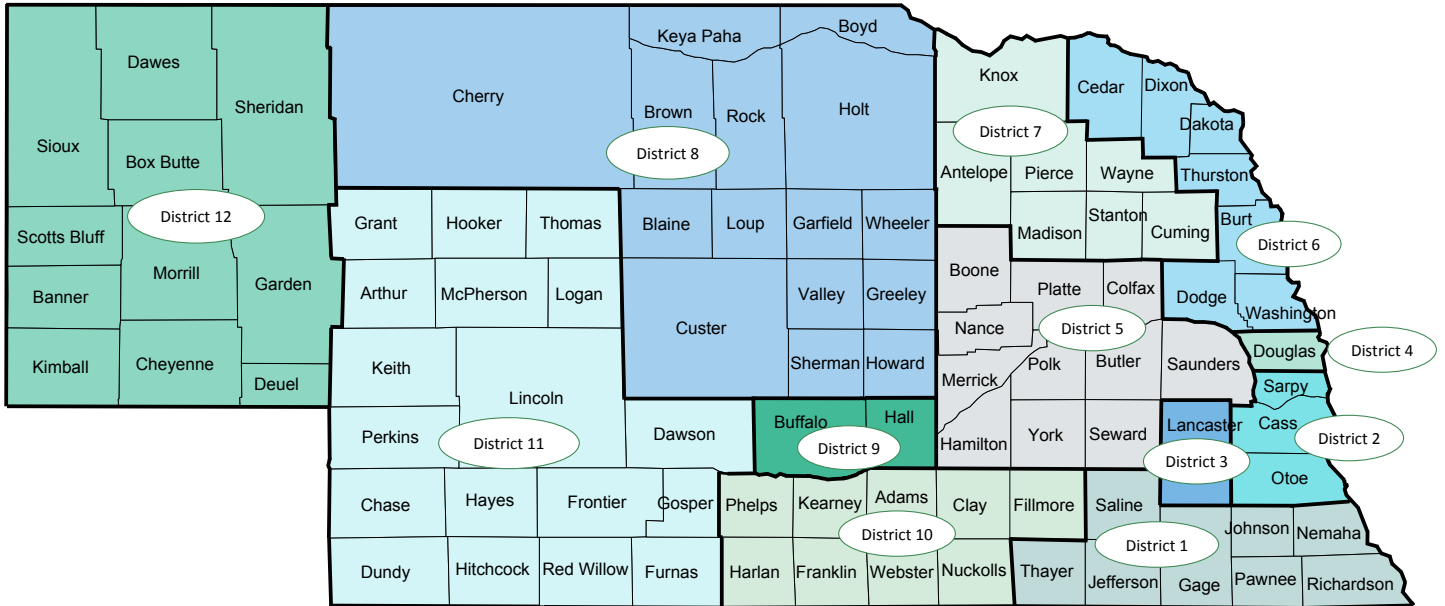
# Table of Contents

|  |    |
|--|----|
| Introduction .....   | 7  |
| Statewide Results .....  | 8  |
| Part (a) Juvenile Petitions and Adjudications.....                             | 8  |
| Part (b) Juveniles Prosecuted in Adult Criminal Court - <u>Case Type</u> ..... | 10 |
| Part (b) Juveniles Prosecuted In Adult Criminal Court - <u>Sentence</u> .....  | 12 |
| Part (c) Motions to Transfer Cases and Cases Transferred.....                  | 14 |
| Part (d) Juvenile Probation Activity - <u>Cases</u> .....                      | 16 |
| Part (d) Juvenile Probation Activity - <u>Youth</u> .....                      | 18 |
| Part (e) Juveniles With Access to Counsel .....                                | 20 |
| Part (f) Rates of Recidivism .....   | 22 |
| <br>   |    |
| District 1 .....   | 23 |
| Part (a) Adjudication of Juvenile Petitions.....                               | 23 |
| Part (b) Juveniles Prosecuted in Adult Criminal Court - <u>Case Type</u> ..... | 27 |
| Part (b) Juveniles Prosecuted in Adult Criminal Court - <u>Sentence</u> .....  | 29 |
| Part (c) Motions to Transfer Courts and Transfers.....                         | 31 |
| Part (d) Juvenile Probation Activity - <u>Cases</u> .....                      | 33 |
| Part (d) Juvenile Probation Activity - <u>Youth</u> .....                      | 37 |
| Part (e) Juveniles With Access to Counsel .....                                | 43 |
| <br>   |    |
| District 2 .....   | 47 |
| Part (a) Adjudication of Juvenile Petitions.....                               | 47 |
| Part (b) Juveniles Prosecuted in Adult Criminal Court - <u>Case Type</u> ..... | 50 |
| Part (b) Juveniles Prosecuted in Adult Criminal Court - <u>Sentence</u> .....  | 52 |
| Part (c) Motions to Transfer Courts and Transfers.....                         | 54 |
| Part (d) Probation - <u>Cases</u> .....  | 56 |
| Part (d) Probation - <u>Youth</u> .....  | 58 |
| Part (e) Juveniles With Access to Counsel .....                                | 61 |
| <br>   |    |
| District 3 .....   | 64 |
| Part (a) Adjudication of Juvenile Petitions.....                               | 64 |
| Part (b) Juveniles Prosecuted in Adult Criminal Court <u>Case Type</u> .....   | 65 |
| Part (b) Juveniles Prosecuted in Adult Criminal Court - <u>Sentence</u> .....  | 66 |
| Part (c) Motions to Transfer Courts and Transfers.....                         | 67 |
| Part (d) Probation - <u>Cases</u> .....  | 68 |
| Part (d) Probation - <u>Youth</u> .....  | 69 |
| Part (e) Juveniles With Access to Counsel .....                                | 72 |
| <br>   |    |
| District 4 .....   | 73 |
| Part (a) Adjudication of Juvenile Petitions.....                               | 73 |
| Part (b) Juveniles Prosecuted in Adult Criminal Court - <u>Case Type</u> ..... | 74 |
| Part (b) Juveniles Prosecuted in Adult Criminal Court - <u>Sentence</u> .....  | 75 |
| Part (c) Motions to Transfer Courts and Transfers.....                         | 76 |
| Part (d) Probation - <u>Cases</u> .....  | 77 |
| Part (d) Probation - <u>Youth</u> .....  | 78 |
| Part (e) Juveniles With Access to Counsel .....                                | 81 |

|  |     |
|--|-----|
| District 5.....  | 82  |
| Part (a) Adjudication of Juvenile Petitions.....                               | 82  |
| Part (b) Juveniles Prosecuted in Adult Criminal Court - <u>Case Type</u> ..... | 86  |
| Part (b) Juveniles Prosecuted in Adult Criminal Court - <u>Sentence</u> .....  | 88  |
| Part (c) Motions to Transfer Courts and Transfers.....                         | 90  |
| Part (d) Probation - <u>Cases</u> .....  | 92  |
| Part (d) Probation - <u>Youth</u> .....  | 96  |
| Part (e) Juveniles With Access to Counsel .....                                | 102 |
| <br>   |     |
| District 6.....  | 107 |
| Part (a) Adjudication of Juvenile Petitions.....                               | 107 |
| Part (b) Juveniles Prosecuted in Adult Criminal Court - <u>Case Type</u> ..... | 110 |
| Part (b) Juveniles Prosecuted in Adult Criminal Court - <u>Sentence</u> .....  | 112 |
| Part (c) Motions to Transfer Courts and Transfers.....                         | 114 |
| Part (d) Probation - <u>Cases</u> .....  | 116 |
| Part (d) Probation - <u>Youth</u> .....  | 120 |
| Part (e) Juveniles With Access to Counsel .....                                | 126 |
| <br>   |     |
| District 7.....  | 130 |
| Part (a) Adjudication of Juvenile Petitions.....                               | 130 |
| Part (b) Juveniles Prosecuted in Adult Criminal Court - <u>Case Type</u> ..... | 134 |
| Part (b) Juveniles Prosecuted in Adult Criminal Court - <u>Sentence</u> .....  | 136 |
| Part (c) Motions to Transfer Courts and Transfers.....                         | 138 |
| Part (d) Probation - <u>Cases</u> .....  | 140 |
| Part (d) Probation - <u>Youth</u> .....  | 144 |
| Part (e) Juveniles With Access to Counsel .....                                | 150 |
| <br>   |     |
| District 8.....  | 154 |
| Part (a) Adjudication of Juvenile Petitions.....                               | 154 |
| Part (b) Juveniles Prosecuted in Adult Criminal Court - <u>Case Type</u> ..... | 158 |
| Part (b) Juveniles Prosecuted in Adult Criminal Court - <u>Sentence</u> .....  | 160 |
| Part (c) Motions to Transfer Courts and Transfers.....                         | 162 |
| Part (d) Probation - <u>Cases</u> .....  | 164 |
| Part (d) Probation - <u>Youth</u> .....  | 168 |
| Part (e) Juveniles With Access to Counsel .....                                | 174 |
| <br>   |     |
| District 9.....  | 178 |
| Part (a) Adjudication of Juvenile Petitions.....                               | 178 |
| Part (b) Juveniles Prosecuted in Adult Criminal Court - <u>Case Type</u> ..... | 180 |
| Part (b) Juveniles Prosecuted in Adult Criminal Court - <u>Sentence</u> .....  | 182 |
| Part (c) Motions to Transfer Courts and Transfers.....                         | 184 |
| Part (d) Probation - <u>Case Count</u> .....                                   | 186 |
| Part (d) Probation - <u>Juvenile Count</u> .....                               | 188 |
| Part (e) Juveniles With Access to Counsel .....                                | 191 |

|  |     |
|--|-----|
| District 10.....   | 193 |
| Part (a) Adjudication of Juvenile Petitions.....                               | 193 |
| Part (b) Juveniles Prosecuted in Adult Criminal Court - <u>Case Type</u> ..... | 197 |
| Part (b) Juveniles Prosecuted in Adult Criminal Court - <u>Sentence</u> .....  | 199 |
| Part (c) Motions to Transfer Courts and Transfers.....                         | 201 |
| Part (d) Probation - <u>Cases</u> .....  | 203 |
| Part (d) Probation - <u>Youth</u> .....  | 207 |
| Part (e) Juveniles With Access to Counsel.....                                 | 211 |
| <br>   |     |
| District 11 .....  | 215 |
| Part (a) Adjudication of Juvenile Petitions.....                               | 215 |
| Part (b) Juveniles Prosecuted in Adult Criminal Court - <u>Case Type</u> ..... | 219 |
| Part (b) Juveniles Prosecuted in Adult Criminal Court - <u>Sentence</u> .....  | 221 |
| Part (c) Motions to Transfer Courts and Transfers.....                         | 223 |
| Part (d) Probation - <u>Cases</u> .....  | 225 |
| Part (d) Probation - <u>Youth</u> .....  | 229 |
| Part (e) Juveniles With Access to Counsel.....                                 | 236 |
| <br>   |     |
| District 12.....   | 241 |
| Part (a) Adjudication of Juvenile Petitions - District 12 .....                | 241 |
| Part (b) Juveniles Prosecuted in Adult Criminal Court - <u>Case Type</u> ..... | 245 |
| Part (b) Juveniles Prosecuted in Adult Criminal Court - <u>Sentence</u> .....  | 247 |
| Part (c) Motions to Transfer Courts and Transfers.....                         | 249 |
| Part (d) Probation - <u>Cases</u> .....  | 251 |
| Part (d) Probation - <u>Youth</u> .....  | 255 |
| Part (e) Juveniles With Access to Counsel.....                                 | 261 |
| <br>   |     |
| Appendix .....   | 265 |
| Nebraska Revised Statute 24-1007 .....   | 265 |

# Nebraska County Court Districts





# Introduction

The Nebraska Juvenile Justice System 2015 Statistical Annual Report meets the requirements of Nebraska Revised Statute § 24-1007 (2014). This report is compiled by the Administrative Office of the Courts (AOC) and Probation (AOP). The report contains statistics on Juvenile Justice (status offense and juvenile delinquency) cases and on juveniles prosecuted in the adult court system. A status offense is an act that is punishable because of the juvenile status of the person, but that is not punishable if committed by an adult<sup>1</sup>. Juvenile delinquency cases involve a violation of a law applicable regardless of age. This report is to assist in the evaluation of the juvenile justice system. The data presented show caseload statistics by case type, geography and demographics.

The data in this report was extracted from the Supreme Court's Judicial User System to Improve Court Efficiency (JUSTICE), a case-based data storage system comprised of clerk entries of information from relevant court documents. Each table reports statistics on cases for youth ages 17 and under at the time of the offense. The Part (d) Juvenile Probation Activity - Youth tables are provided from the Office of Probation's case management system, Nebraska Probation Application for Community Safety (NPACS), and report activity for juveniles receiving probation services in the year.

The report contains a statewide section and 12 judicial district sections. Each district section has district summary tables followed by county data for that judicial district. If there is no data for a county, that county is not included in the table. All geographic areas include demographic statistics by age, gender and race/ethnicity. If not expressly written on trial court forms, gender and/or race/ethnicity may be unknown to court personnel responsible for JUSTICE data entry and will be included as "Unknown" in this report.

In order to report the age demographic, cases were combined into age groups based on the age of the juvenile at the time the offense was committed. Age groups used in this report are: 10 & Under; 11-13; 14-15; 16; and 17 and are based on Nebraska Revised Statute 43-246.01 regarding critical ages:

- Ages 13 and below must be filed and stay in juvenile court.
- Cases for juveniles who were 14 or 15 at the time of the offense:
  - Class I – III felonies can be filed in either adult or juvenile court
  - Class IIIA & IV felonies at the time of the offense must originate in juvenile court, but can be transferred to adult court
  - All misdemeanors must be filed in and heard in juvenile court
- Cases involving juveniles who were 16 or 17 at the time of the offense:
  - Class I- III felonies can be filed in either adult or juvenile court
  - Class IIIA & IV felonies must be filed in juvenile court, but can be transferred to adult court.
  - Misdemeanors - 16 year olds must start in juvenile court, but can be transferred to adult court.
  - Misdemeanors - 17 year olds can be filed either in juvenile or adult court until January 1, 2017.
  - Starting in 2017 all misdemeanors must be filed in juvenile court, but for youth 16 or 17 years of age the prosecutor can move to transfer cases to adult court.

The JUSTICE case management system contains case-based, not person-based data. It tracks case progress and activity; it does not have any built-in components to manage the identity of parties across cases. Therefore, rates of recidivism cannot be calculated using the JUSTICE programming. Providing rates of recidivism with any degree of accuracy requires detailed comparison and manual analysis of records, and is beyond the resources of the judicial branch at this time.

<sup>1</sup>Nebraska Crime Commission, Juvenile Court Reports, Minor or Status Offenses, <https://ncc.nebraska.gov/juvenile-court-reports> (January 25, 2016)

# Statewide Results

## Part (a) Juvenile Petitions and Adjudications

*Nebraska Revised Statute 24-1007 (a) Juveniles prosecuted in juvenile court under subdivision (1), (2), (3), or (4) of section 43-247, including the total number of filings and adjudications.*

The Juvenile Petitions and Adjudications tables report the number of new juvenile cases and corresponding percent of adjudications by case type and demographic for cases filed in 2015. The data consists of both county court and separate juvenile court cases. Cases with multiple charges, pleas or findings are counted once per case. Supplemental petitions are not included in this data set. Cases filed in November or December of 2015 may not have reached the adjudication stage of proceedings.

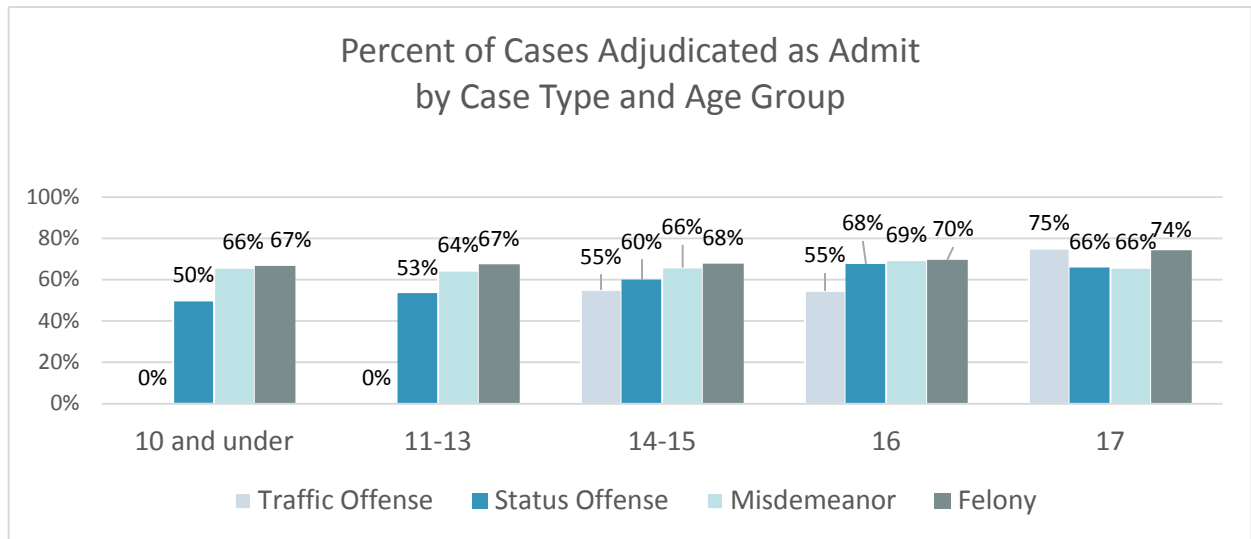
*Out of  
5,337 Juvenile cases  
statewide,  
3,524 (66%) were  
adjudicated as  
"Admit" in 2015.*

| Juvenile Petitions and Adjudication<br>All Cases Statewide |             |         |         |         |
|--|-------------|---------|---------|---------|
| Demographic  | Cohort      | # Cases | # Admit | % Admit |
| Age Group  | 10 & under  | 57      | 35      | 61%     |
|  | 11-13       | 701     | 436     | 62%     |
|  | 14-15       | 1,787   | 1,157   | 65%     |
|  | 16          | 1,479   | 1,018   | 69%     |
|  | 17          | 1,313   | 878     | 67%     |
| Gender   | Female      | 1,706   | 1,110   | 65%     |
|  | Male        | 3,506   | 2,325   | 66%     |
|  | Unknown     | 125     | 89      | 71%     |
| Race/<br>Ethnicity   | Am. Indian  | 104     | 66      | 63%     |
|  | Asian/P. I. | 26      | 15      | 58%     |
|  | Black       | 738     | 399     | 54%     |
|  | Hispanic    | 622     | 428     | 69%     |
|  | White       | 2,230   | 1,543   | 69%     |
|  | Other       | 29      | 17      | 59%     |
|  | Unknown     | 1,588   | 1,056   | 66%     |
| Total Cases  |             | 5,337   | 3,524   | 66%     |

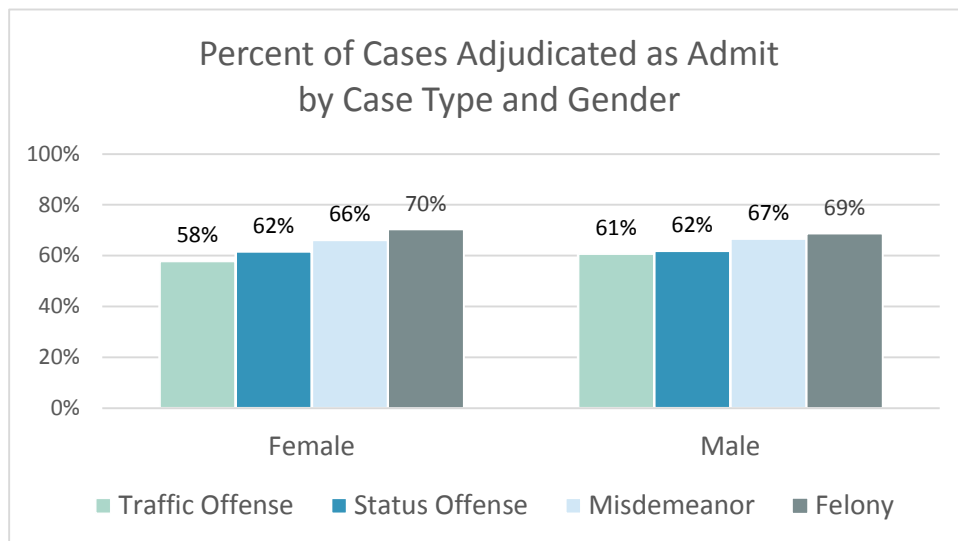
| Juvenile Petitions and Adjudication by Case Type<br>Statewide |             |                 |         |         |                |         |         |             |         |         |         |         |         |
|---|-------------|-----------------|---------|---------|----------------|---------|---------|-------------|---------|---------|---------|---------|---------|
| Demographic   | Cohort      | Traffic Offense |         |         | Status Offense |         |         | Misdemeanor |         |         | Felony  |         |         |
|   |             | # Cases         | # Admit | % Admit | # Cases        | # Admit | % Admit | # Cases     | # Admit | % Admit | # Cases | # Admit | % Admit |
| Age Group   | 10 & under  | 0               | 0       | 0%      | 16             | 8       | 50%     | 35          | 23      | 66%     | 6       | 4       | 67%     |
|   | 11-13       | 1               | 0       | 0%      | 159            | 85      | 53%     | 452         | 291     | 64%     | 89      | 60      | 67%     |
|   | 14-15       | 49              | 27      | 55%     | 323            | 194     | 60%     | 1,189       | 783     | 66%     | 226     | 153     | 68%     |
|   | 16          | 33              | 18      | 55%     | 238            | 161     | 68%     | 1,047       | 727     | 69%     | 161     | 112     | 70%     |
|   | 17          | 36              | 27      | 75%     | 132            | 87      | 66%     | 1,013       | 666     | 66%     | 132     | 98      | 74%     |
| Gender  | Female      | 38              | 22      | 58%     | 433            | 267     | 62%     | 1,144       | 757     | 66%     | 91      | 64      | 70%     |
|   | Male        | 79              | 48      | 61%     | 402            | 249     | 62%     | 2,516       | 1,678   | 67%     | 509     | 350     | 69%     |
|   | Unknown     | 2               | 2       | 100%    | 33             | 19      | 58%     | 76          | 55      | 72%     | 14      | 13      | 93%     |
| Race/<br>Ethnicity  | Am. Indian  | 0               | 0       | 0%      | 14             | 6       | 43%     | 78          | 52      | 67%     | 12      | 8       | 67%     |
|   | Asian/P. I. | 0               | 0       | 0%      | 7              | 6       | 86%     | 15          | 6       | 40%     | 4       | 3       | 75%     |
|   | Black       | 4               | 1       | 25%     | 77             | 50      | 65%     | 541         | 276     | 51%     | 116     | 72      | 62%     |
|   | Hispanic    | 40              | 20      | 50%     | 111            | 69      | 62%     | 416         | 297     | 71%     | 55      | 42      | 76%     |
|   | White       | 67              | 45      | 67%     | 327            | 192     | 59%     | 1,606       | 1,137   | 71%     | 230     | 169     | 73%     |
|   | Other       | 0               | 0       | 0%      | 3              | 3       | 100%    | 24          | 12      | 50%     | 2       | 2       | 100%    |
|   | Unknown     | 8               | 6       | 75%     | 329            | 209     | 64%     | 1,056       | 710     | 67%     | 195     | 131     | 67%     |
| Total Cases   |             | 119             | 72      | 61%     | 868            | 535     | 62%     | 3,736       | 2,490   | 67%     | 614     | 427     | 70%     |

Felony cases had the highest percentage of cases adjudicated as admit, at 70% overall. Among demographic groups for this case type the highest percentages adjudicated as admit were 74% of 17 year olds, 70% of females, 100% of other and 76% of Hispanic.

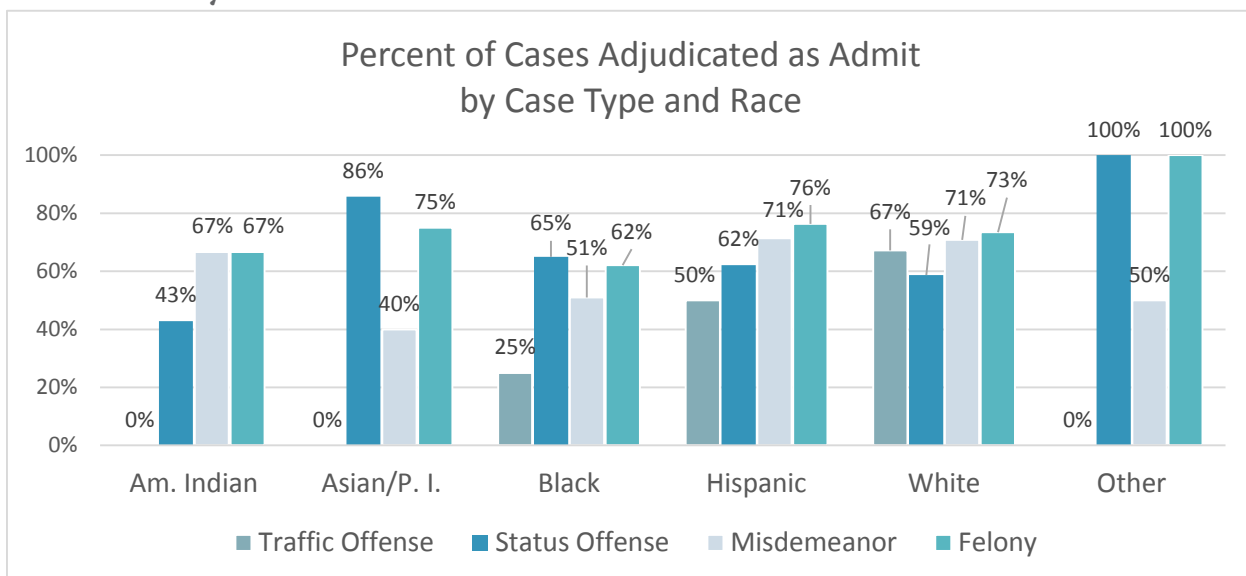
## Age Group



## Gender



## Race/Ethnicity



## Part (b) Juveniles Prosecuted in Adult Criminal Court - Case Type

*Nebraska Revised Statute 24-1007 (b) Juveniles prosecuted in adult criminal court for felonies, misdemeanors, and traffic offenses. The information shall include juveniles sentenced to terms in adult jails and prisons and juveniles placed on adult probation.*

Juveniles Prosecuted in Adult Criminal Court tables consist of criminal and traffic cases in county court and criminal cases in district court that reached the point of sentencing in 2015. Cases with multiple charges are counted once per case and reported as the most severe offense. Cases for juveniles ages 13 and below must be filed and stay in juvenile court; however, judges have the authority to allow these cases in criminal court. Therefore, only juveniles ages 14 through 17 at the time of the offense appear in adult criminal court data, with rare exceptions.

**Overall, 13% of juveniles prosecuted in adult criminal court were prosecuted for traffic cases, 53% for misdemeanor cases, and 33% for felony cases.**

| Juveniles Prosecuted in Adult Criminal Court by Case Type<br>Statewide |             |           |             |         |             |             |             |        |             |
|--|-------------|-----------|-------------|---------|-------------|-------------|-------------|--------|-------------|
| Demographic  | Cohort      | All Cases |             | Traffic |             | Misdemeanor |             | Felony |             |
|  |             | #         | % of Total* | #       | % of Total* | #           | % of Total* | #      | % of Total* |
| Age Group  | 10 & Under  | 1         | 0.3%        | 0       | 0%          | 0           | 0%          | 1      | 1%          |
|  | 11-13       | 1         | 0.3%        | 0       | 0%          | 0           | 0%          | 1      | 1%          |
|  | 14-15       | 16        | 4%          | 4       | 9%          | 4           | 2%          | 8      | 7%          |
|  | 16          | 72        | 20%         | 19      | 40%         | 32          | 17%         | 21     | 18%         |
|  | 17          | 266       | 75%         | 24      | 51%         | 154         | 81%         | 88     | 74%         |
| Gender   | Female      | 61        | 18%         | 10      | 21%         | 42          | 23%         | 9      | 8%          |
|  | Male        | 281       | 82%         | 37      | 79%         | 144         | 77%         | 100    | 92%         |
|  | Unknown     | 14        |             | 0       |             | 4           |             | 10     |             |
| Race/<br>Ethnicity   | Am. Indian  | 10        | 3%          | 0       | 0%          | 6           | 3%          | 4      | 4%          |
|  | Asian/P. I. | 2         | 0%          | 0       | 0%          | 2           | 0%          | 0      | 0%          |
|  | Black       | 71        | 23%         | 11      | 25%         | 28          | 16%         | 32     | 33%         |
|  | Hispanic    | 63        | 20%         | 9       | 20%         | 31          | 18%         | 23     | 24%         |
|  | White       | 163       | 52%         | 24      | 55%         | 102         | 59%         | 37     | 39%         |
|  | Other       | 4         | 1%          | 0       | 0%          | 4           | 2%          | 0      | 0%          |
|  | Unknown     | 43        |             | 3       |             | 17          |             | 23     |             |
| Total Cases  |             | 356       | 100%        | 47      | 13%         | 190         | 53%         | 119    | 33%         |

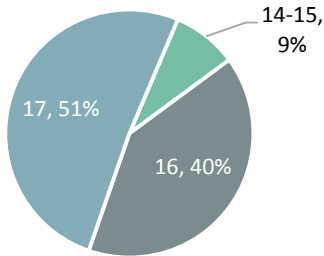
\*The percent of total cases by demographic is calculated using the valid percent (does not include cases with unknown gender or unknown race/ethnicity).

Of the 356 juvenile cases prosecuted in adult criminal court in 2015, 13% were traffic cases, 53% were misdemeanor cases, and 33% were felony cases.

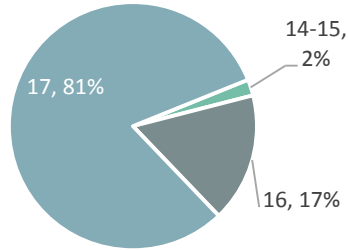
17 year olds (75%), males (82%) and whites (52%) were most likely to be prosecuted in adult courts. 17-year-old juveniles had 51% of traffic cases, 81% of misdemeanor cases and 75% of felony cases. Eight out of ten (79%) traffic cases were for males, as were 77% of misdemeanor cases and 92% of felony cases. White defendants comprised 55% of traffic cases, 59% of misdemeanor cases and 39% of felony cases.

## Age Group

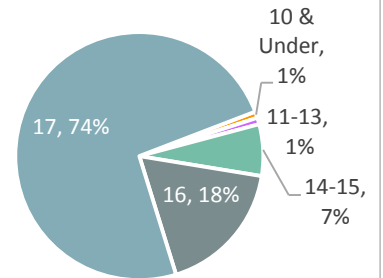
Juveniles in Adult Criminal Court by Age Group Traffic



Juveniles in Adult Criminal Court by Age Group Misdemeanor

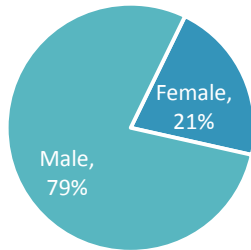


Juveniles in Adult Criminal Court by Age Group Felony

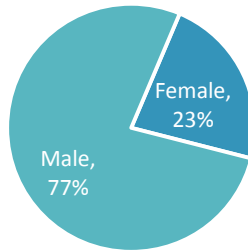


## Gender

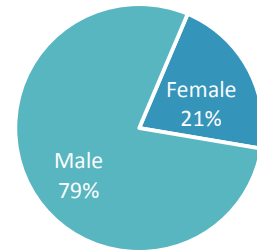
Juveniles in Adult Criminal Court by Gender Traffic



Juveniles in Adult Criminal Court by Gender Misdemeanor

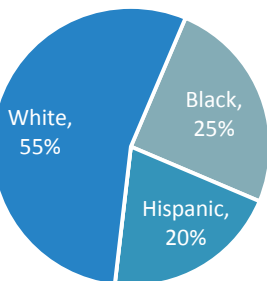


Juveniles in Adult Criminal Court by Gender Felony

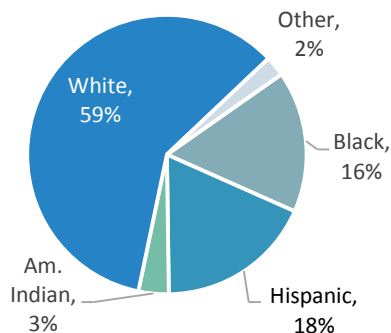


## Race/Ethnicity

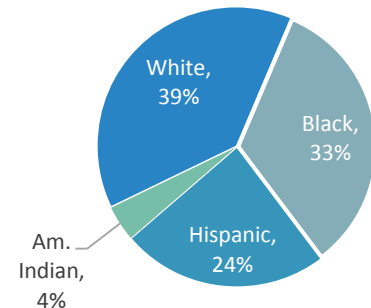
Juveniles in Adult Criminal Court Traffic by Race



Juveniles in Adult Criminal Court Misdemeanor by Race



Juveniles in Adult Criminal Court Felony by Race



## Part (b) Juveniles Prosecuted In Adult Criminal Court - Sentence

*Nebraska Revised Statute 24-1007 (b) Juveniles prosecuted in adult criminal court for felonies, misdemeanors, and traffic offenses. The information shall include juveniles sentenced to terms in adult jails and prisons and juveniles placed on adult probation.*

Juveniles Prosecuted in Adult Criminal Court tables include criminal and traffic cases in county court and criminal cases in district court that reached the point of sentencing in 2015. If multiple sentencing types occur within a case (ex. probation/jail), all sentencing types are included.

*Of the 383 cases prosecuted in adult criminal court, 57% were sentenced to probation, 31% to jail and 12% to prison.*

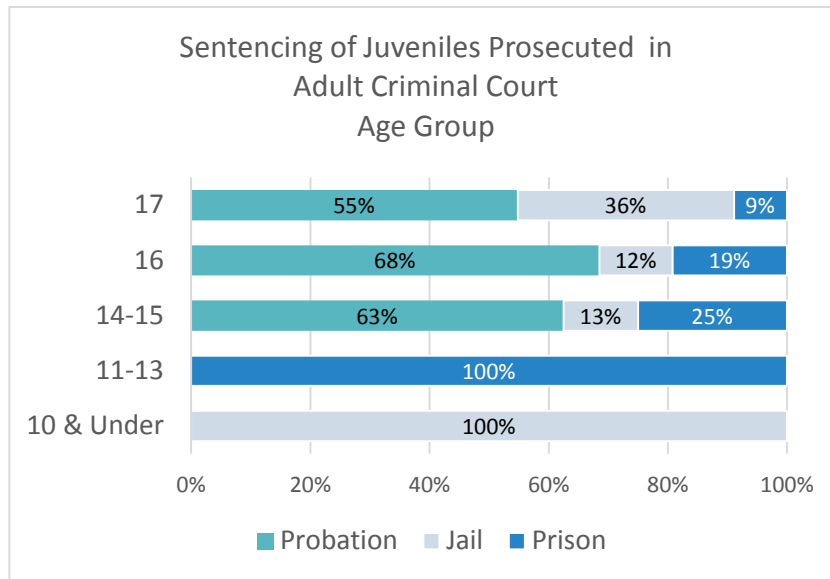
| Juveniles Prosecuted in Adult Criminal Court by Sentencing Statewide |             |             |             |           |             |      |             |        |             |
|--|-------------|-------------|-------------|-----------|-------------|------|-------------|--------|-------------|
| Demographic  | Cohort      | Total Cases |             | Probation |             | Jail |             | Prison |             |
|  |             | #           | % of Total* | #         | % of Cohort | #    | % of Cohort | #      | % of Cohort |
| Age Group  | 10 & Under  | 1           | 0%          | 0         | 0%          | 1    | 100%        | 0      | 0%          |
|  | 11-13       | 1           | 0%          | 0         | 0%          | 0    | 0%          | 1      | 100%        |
|  | 14-15       | 16          | 4%          | 10        | 63%         | 2    | 13%         | 4      | 25%         |
|  | 16          | 73          | 19%         | 50        | 68%         | 9    | 12%         | 14     | 19%         |
|  | 17          | 292         | 76%         | 160       | 55%         | 106  | 36%         | 26     | 9%          |
| Gender   | Female      | 67          | 18%         | 45        | 67%         | 22   | 33%         | 0      | 0%          |
|  | Male        | 299         | 82%         | 167       | 56%         | 89   | 30%         | 43     | 14%         |
|  | Unknown     | 17          |             | 8         |             | 7    |             | 2      |             |
| Race/<br>Ethnicity   | Am. Indian  | 13          | 4%          | 5         | 38%         | 7    | 54%         | 1      | 8%          |
|  | Asian/P. I. | 2           | 1%          | 2         | 100%        | 0    | 0%          | 0      | 0%          |
|  | Black       | 73          | 22%         | 33        | 45%         | 23   | 32%         | 17     | 23%         |
|  | Hispanic    | 67          | 20%         | 34        | 51%         | 24   | 36%         | 9      | 13%         |
|  | White       | 173         | 52%         | 115       | 66%         | 47   | 27%         | 11     | 6%          |
|  | Other       | 5           | 2%          | 4         | 80%         | 1    | 20%         | 0      | 0%          |
|  | Unknown     | 50          |             | 27        |             | 16   |             | 7      |             |
| Total Cases  |             | 383         | 100%        | 220       | 57%         | 118  | 31%         | 45     | 12%         |

\*The percent of total cases by demographic is calculated using the valid percent (does not include cases with unknown gender or unknown race/ethnicity).

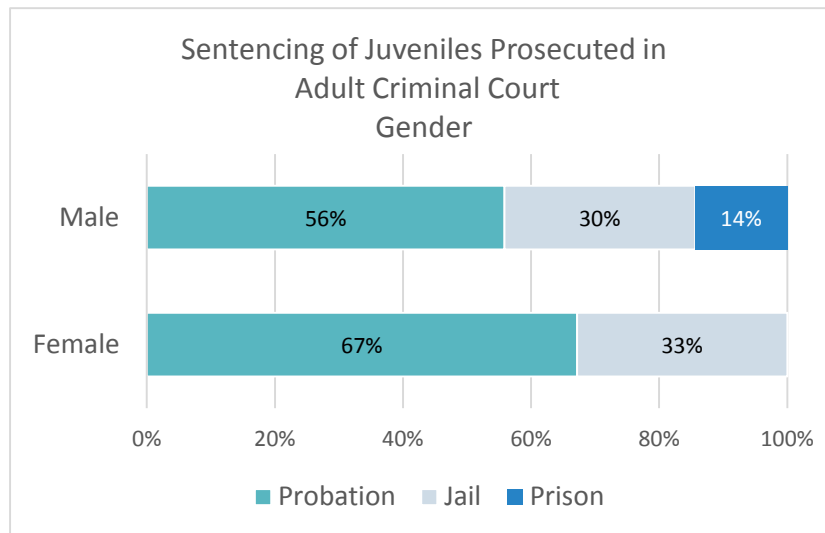
Overall, 57% of juvenile cases prosecuted in adult criminal court were sentenced to probation, 31% to jail and 12% to prison.

Among age groups, 17 year olds represent 76% of total cases. Of these, 55% of cases were sentenced to probation, 36% of cases were sentenced to jail and 9% were sentenced to prison. Males comprise 82% of total cases. Among males, over half (56%) of cases were sentenced to probation, 30% of cases had jail sentences and 14% of cases were sentenced to prison. Cases for whites make up 52% of total cases. Two-thirds or 66% of cases for whites were sentenced to probation, 27% of cases had a jail sentence and 6% of cases were sentenced to prison.

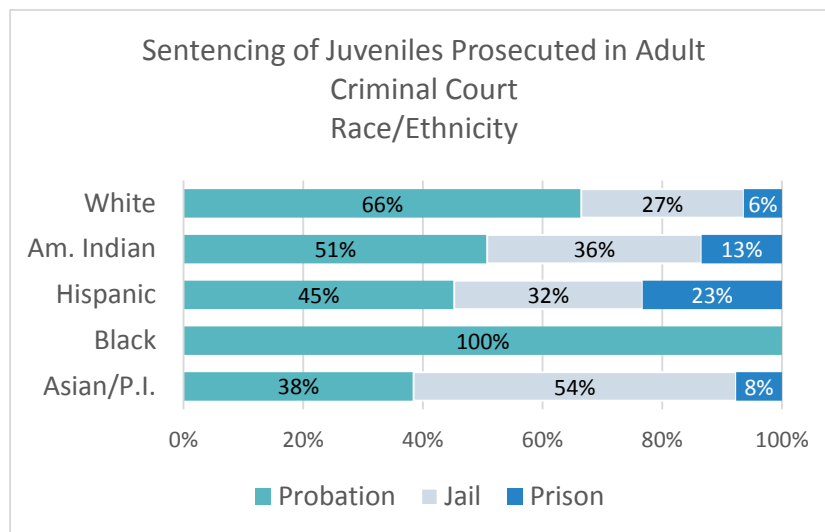
## Age Group



## Gender



## Race/Ethnicity



## Part (c) Motions to Transfer Cases and Cases Transferred

*Nebraska Revised Statute 24-1007 (c) The number of motions to transfer and the number of cases transferred to adult court from juvenile court and from adult criminal court to juvenile court.*

The data for Motions to Transfer Cases and Cases Transferred consists of county court and district court adult criminal cases and county court and separate juvenile court juvenile cases within the same county. Motions to transfer cases and cases transferred that were entered in 2015 were included in the file. Cases may have been filed previously and transferred in 2015. There can be multiple motions to transfer a case and all are reported; transfers occur once per case.

| Motions to Transfer Cases and Cases Transferred<br>Statewide |             |                               |             |                   |             |                               |             |                   |             |
|--|-------------|-------------------------------|-------------|-------------------|-------------|-------------------------------|-------------|-------------------|-------------|
| Demographic  | Cohort      | Juvenile Court to Adult Court |             |                   |             | Adult Court to Juvenile Court |             |                   |             |
|  |             | Motion to Transfer            | % of Total* | Cases Transferred | % of Total* | Motion to Transfer            | % of Total* | Cases Transferred | % of Total* |
| Age Group  | 10 & Under  | 0                             | 0%          | 0                 | 0%          | 0                             | 0%          | 2                 | 1%          |
|  | 11-13       | 1                             | 2%          | 0                 | 0%          | 2                             | 2%          | 8                 | 3%          |
|  | 14-15       | 11                            | 17%         | 2                 | 13%         | 11                            | 9%          | 31                | 11%         |
|  | 16          | 19                            | 29%         | 4                 | 25%         | 23                            | 20%         | 84                | 29%         |
|  | 17          | 34                            | 52%         | 10                | 63%         | 80                            | 69%         | 161               | 56%         |
| Gender   | Female      | 11                            | 17%         | 3                 | 19%         | 20                            | 19%         | 83                | 31%         |
|  | Male        | 54                            | 83%         | 13                | 81%         | 88                            | 81%         | 185               | 69%         |
|  | Unknown     | 0                             |             | 0                 |             | 8                             |             | 18                |             |
| Race/<br>Ethnicity   | Am. Indian  | 2                             | 4%          | 1                 | 8%          | 2                             | 2%          | 6                 | 2%          |
|  | Asian/P. I. | 0                             | 0%          | 0                 | 0%          | 0                             | 0%          | 4                 | 2%          |
|  | Black       | 13                            | 28%         | 2                 | 17%         | 17                            | 17%         | 24                | 10%         |
|  | Hispanic    | 7                             | 15%         | 1                 | 8%          | 27                            | 27%         | 41                | 17%         |
|  | White       | 24                            | 52%         | 8                 | 67%         | 53                            | 54%         | 170               | 69%         |
|  | Unknown     | 19                            |             | 4                 |             | 17                            |             | 41                |             |
| Total Cases  |             | 65                            | 100%        | 16                | 100%        | 116                           | 100%        | 286               | 100%        |

\*The percent of total cases by demographic is calculated using the valid percent within demographic (does not include cases with unknown gender or unknown race/ethnicity).

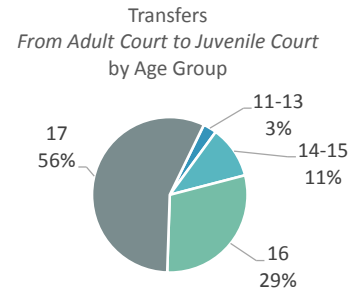
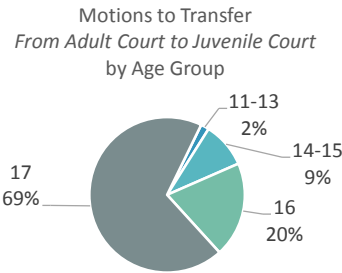
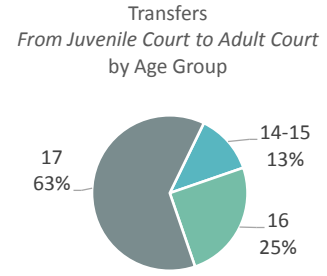
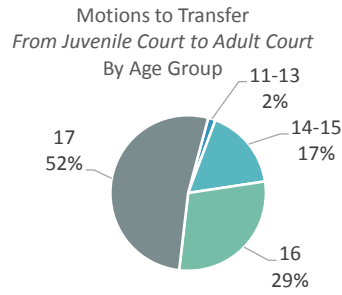
There were 65 motions to transfer from juvenile court to adult court filed in 2015, with 16 cases transferred. Among age groups, 52% of motions to transfer were for 17 year olds as well as 63% of cases transferred. Males comprised 83% of motions to transfer and 81% of transfers. Half or 52% of motions to transfer were for whites as were 67% of transfers.

There were 116 motions to transfer from adult court to juvenile court filed in 2015, with 286 cases transferred. Of the motions to transfer, 69% were for 17 year olds, 81% were for males, and 56% were for whites. Of cases transferred, 56% were for 17 year olds, 69% were for males, and 69% were for whites.

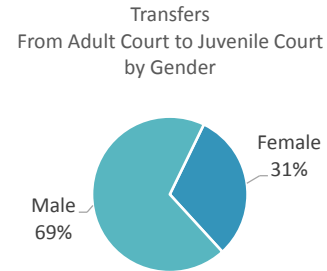
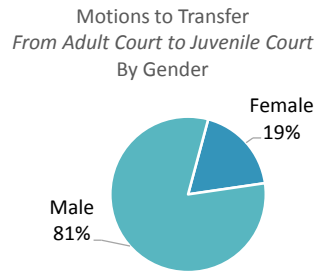
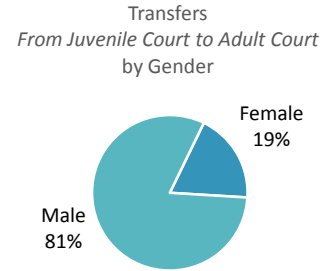
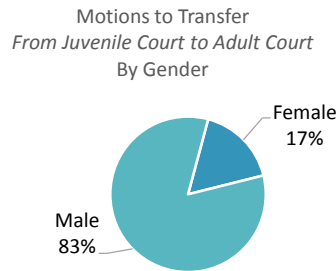
*Juvenile court had 65 motions to transfer to adult court filed in 2015, and 16 cases transferred to adult court.  
Adult court had 116 motions to transfer to juvenile court filed, and 286 cases transferred to juvenile court in the year.*



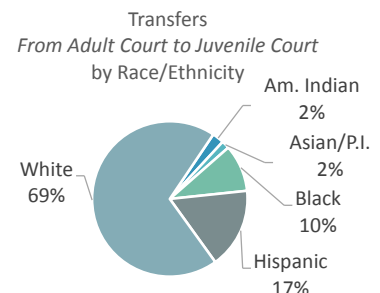
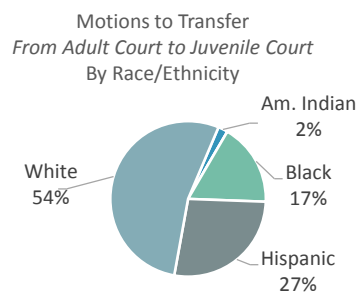
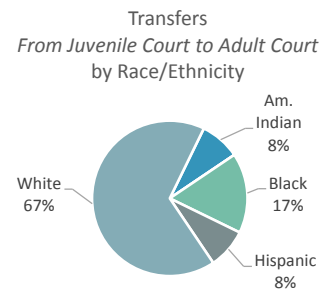
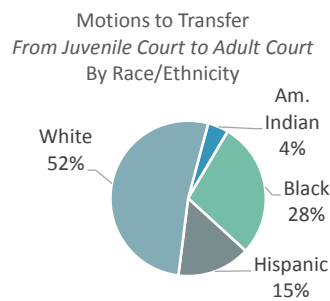
# Age Group



# Gender



# Race/Ethnicity



## Part (d) Juvenile Probation Activity - Cases

*Nebraska Revised Statute 24-1007 (d) Juveniles placed on juvenile probation, the number of juveniles on probation in out-of-home care, the number of juveniles completing probation, the number of motions to revoke probation and probation revocations, and the average length of time on probation.*

Juvenile Probation Activity - Cases tables consist of juvenile probation cases in county court and separate juvenile court that had the following activities during the year: placed on probation, out-of-home placement, motions to revoke, probation revoked, or satisfactory release. Probation cases may have multiple motions to revoke probation and multiple probation revocations. Cases may have been ordered to probation in previous years. All probation types are included.

| Juvenile Probation Cases by Type of Probation |         |                  |
|---|---------|------------------|
| Probation Types                               | # Cases | % of Total Cases |
| Probation to the Court                        | 310     | 6%               |
| Probation                                     | 3,807   | 75%              |
| Intensive Supervised Probation                | 350     | 7%               |
| Indefinite Probation                          | 600     | 12%              |
| Total Probation Cases                         | 5,067   | 100%             |

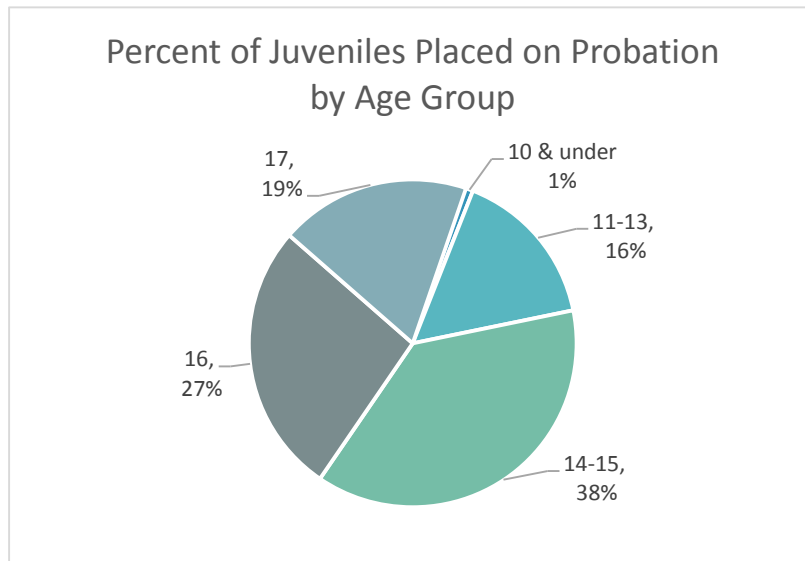
| Juvenile Probation Activity<br>Statewide Cases |             |                     |             |                       |             |                   |             |                   |             |                      |             |
|--|-------------|---------------------|-------------|-----------------------|-------------|-------------------|-------------|-------------------|-------------|----------------------|-------------|
| Demographic                                    | Cohort      | Placed on Probation |             | Out-of-home Placement |             | Motions to Revoke |             | Probation Revoked |             | Satisfactory Release |             |
|  |             | # of Cases          | % of Total* | # of Cases            | % of Total* | # of Cases        | % of Total* | # of Cases        | % of Total* | # of Cases           | % of Total* |
| Age Group                                      | 10 & under  | 36                  | 1%          | 5                     | 1%          | 12                | 0%          | 1                 | 0%          | 18                   | 1%          |
|  | 11-13       | 799                 | 16%         | 196                   | 21%         | 982               | 21%         | 651               | 22%         | 381                  | 14%         |
|  | 14-15       | 1,915               | 38%         | 382                   | 41%         | 2,148             | 46%         | 1,373             | 47%         | 1,066                | 39%         |
|  | 16          | 1,362               | 27%         | 235                   | 25%         | 1,060             | 23%         | 657               | 22%         | 812                  | 30%         |
|  | 17          | 955                 | 19%         | 111                   | 12%         | 447               | 10%         | 256               | 9%          | 471                  | 17%         |
| Gender   | Female      | 1,536               | 31%         | 268                   | 29%         | 1,080             | 24%         | 618               | 21%         | 887                  | 34%         |
|  | Male        | 3,366               | 69%         | 641                   | 71%         | 3,452             | 76%         | 2,277             | 79%         | 1,727                | 66%         |
|  | Unknown     | 165                 |             | 20                    |             | 117               |             | 43                |             | 134                  |             |
| Race/<br>Ethnicity                             | Am. Indian  | 93                  | 3%          | 21                    | 3%          | 57                | 2%          | 22                | 1%          | 37                   | 2%          |
|  | Asian/P. I. | 27                  | 1%          | 6                     | 1%          | 15                | 0%          | 3                 | 0%          | 14                   | 1%          |
|  | Black       | 753                 | 21%         | 296                   | 39%         | 1,147             | 31%         | 972               | 37%         | 420                  | 21%         |
|  | Hispanic    | 632                 | 18%         | 113                   | 15%         | 790               | 21%         | 570               | 22%         | 334                  | 17%         |
|  | White       | 2,063               | 58%         | 330                   | 43%         | 1,740             | 46%         | 1,064             | 40%         | 1,187                | 59%         |
|  | Other       | 18                  | 1%          | 2                     | 0.3%        | 6                 | 0.2%        | 0                 | 0%          | 14                   | 1%          |
|  | Unknown     | 1481                |             | 161                   |             | 894               |             | 307               |             | 742                  |             |
| Total Cases                                    |             | 5,067               | 100%        | 929                   | 100%        | 4,649             | 100%        | 2,938             | 100%        | 2,748                | 100%        |

\*Percent of total cases is calculated using the valid percent within demographic (cases with unknown gender or unknown race/ethnicity are not included).

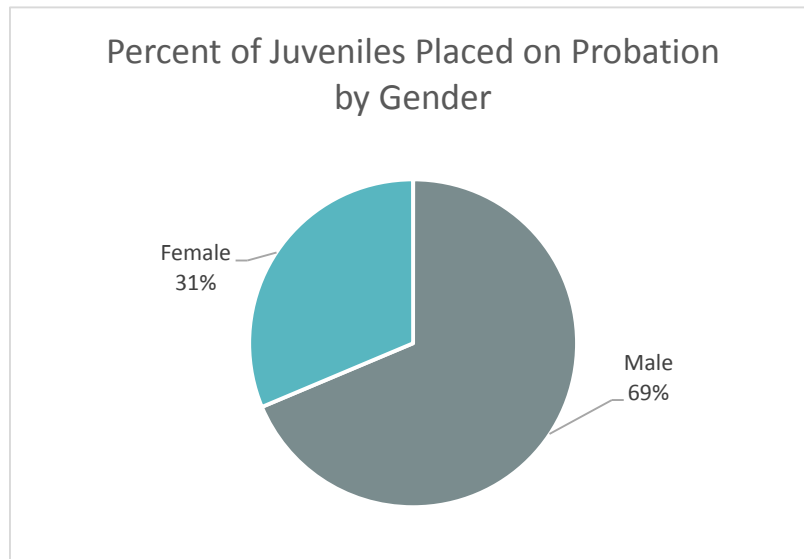
In 2015, there were 5,067 cases with a juvenile placed on probation. Four out of ten (38%) cases were for juveniles age 14-15, 69% of cases were for males, and 58% of cases were for whites. Of the cases placed on probation, 18% were in out-of-home placements. Of the out-of-home placements, 41% were for children ages 14-15, 71% of cases were for males, and 43% of cases were for whites. Of the 4,649 motions to revoke probation, 46% of cases were for 14-15 year olds, 76% of cases were for males, and 46% of cases were for white juveniles. Probation was revoked for 2,938 cases, of which 47% were ages 14-15, 79% of cases were for males, and 40% of cases were for white juveniles. There were 2,748 cases with a satisfactory release from probation. Of these, 39% were for juveniles ages 14 -15, 66% were for males and 59% of cases were for whites.

***During the year, 2,748 cases had a satisfactory release, while 2,938 cases had probation revoked.***

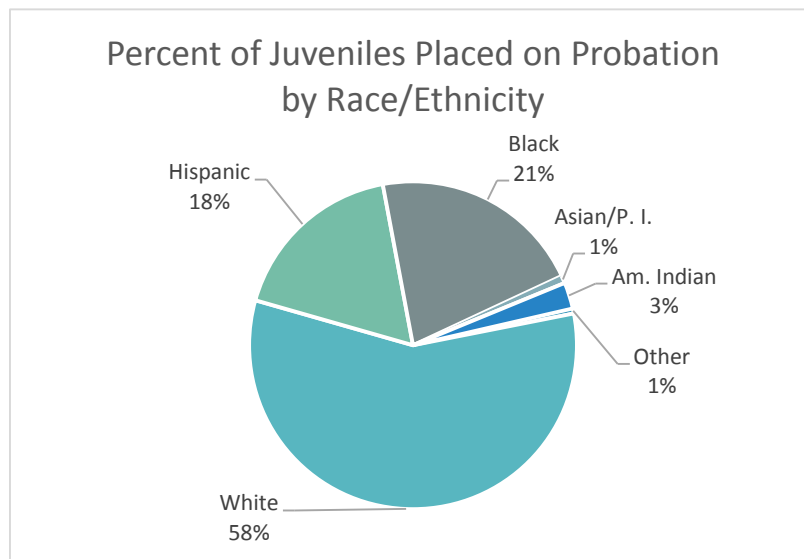
## Age Group



## Gender



## Race/Ethnicity



## Part (d) Juvenile Probation Activity - Youth

*Nebraska Revised Statute 24-1007 (d) Juveniles placed on juvenile probation, the number of juveniles on probation in out-of-home care, the number of juveniles completing probation, the number of motions to revoke probation and probation revocations, and the average length of time on probation.*

The Juvenile Probation Activity - Youth data is provided from the Office of Probation's case management system, Nebraska Probation Application for Community Safety (NPACS). The table reports the number and percent of youth with various activity during the year. Youth are counted once in each category, regardless of the number of out-of-home placements, motions to revoke, or cases they may have in the court system. Age groups report age at the time of arrest, with the exception of the average length of probation, which reports age at the time of exit from probation.

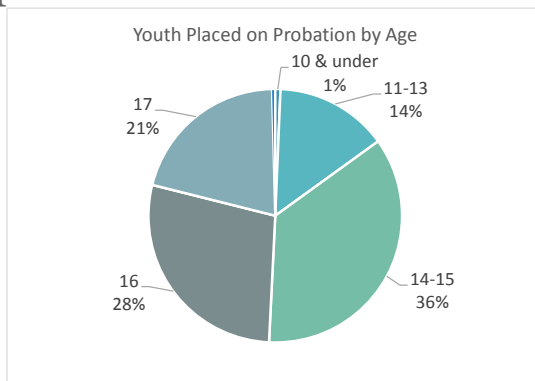
| Juvenile Probation Activity - Youth<br>Statewide Juveniles |                    |                        |               |                          |               |                      |               |                      |               |                         |               |                                 |        |
|--|--------------------|------------------------|---------------|--------------------------|---------------|----------------------|---------------|----------------------|---------------|-------------------------|---------------|---------------------------------|--------|
| Demo-<br>graphic   | Cohort             | Placed on<br>Probation |               | Out-of-home<br>Placement |               | Motions to<br>Revoke |               | Probation<br>Revoked |               | Satisfactory<br>Release |               | Average Length<br>of Probation* |        |
|  |                    | # of<br>Youth          | % of<br>Total | # of<br>Youth            | % of<br>Total | # of<br>Youth        | % of<br>Total | # of<br>Youth        | % of<br>Total | # of<br>Youth           | % of<br>Total | # of<br>Youth*                  | Months |
| Age<br>Group   | 10 & under         | 21                     | 1%            | 30                       | 2%            | 7                    | 1%            | 1                    | 1%            | 9                       | 0%            | 2                               | 6      |
|  | 11-13              | 459                    | 14%           | 587                      | 33%           | 280                  | 21%           | 21                   | 17%           | 342                     | 15%           | 91                              | 8      |
|  | 14-15              | 1,143                  | 36%           | 779                      | 43%           | 593                  | 44%           | 55                   | 44%           | 875                     | 38%           | 485                             | 10     |
|  | 16                 | 898                    | 28%           | 286                      | 16%           | 312                  | 23%           | 29                   | 23%           | 669                     | 29%           | 551                             | 11     |
|  | 17                 | 661                    | 21%           | 113                      | 6%            | 153                  | 11%           | 19                   | 15%           | 384                     | 17%           | 877                             | 11     |
|  | 18                 | 13                     | 0%            | 1                        | 0%            | 2                    | 0%            | 1                    | 1%            | 4                       | 0%            | 1,072                           | 13     |
| Gender   | Female             | 1,078                  | 34%           | 580                      | 32%           | 428                  | 32%           | 37                   | 29%           | 828                     | 36%           | 1,070                           | 11     |
|  | Male               | 2,117                  | 66%           | 1,216                    | 68%           | 919                  | 68%           | 89                   | 71%           | 1,452                   | 64%           | 2,008                           | 11     |
| Race   | Am. Indian         | 104                    | 3%            | 87                       | 5%            | 37                   | 3%            | 2                    | 2%            | 55                      | 2%            | 95                              | 14     |
|  | Asian/P. I.        | 25                     | 1%            | 10                       | 1%            | 12                   | 1%            | 1                    | 1%            | 17                      | 1%            | 27                              | 10     |
|  | Black              | 544                    | 17%           | 491                      | 27%           | 298                  | 22%           | 37                   | 29%           | 398                     | 17%           | 564                             | 12     |
|  | White              | 1,794                  | 56%           | 904                      | 50%           | 675                  | 50%           | 58                   | 46%           | 1,315                   | 58%           | 1,717                           | 11     |
|  | Other              | 728                    | 23%           | 304                      | 17%           | 325                  | 24%           | 28                   | 22%           | 498                     | 22%           | 675                             | 11     |
| Ethnic-<br>ity   | Hispanic<br>Origin | 802                    | 25%           | 344                      | 19%           | 341                  | 25%           | 28                   | 22%           | 523                     | 23%           | 705                             | 11     |
|  | Non-His-<br>panic  | 2,393                  | 75%           | 1,452                    | 81%           | 1,006                | 75%           | 98                   | 78%           | 1,760                   | 77%           | 2,373                           | 11     |
| Total Juveniles  |                    | 3,195                  | 100%          | 1,796                    | 100%          | 1,347                | 100%          | 126                  | 100%          | 2,283                   | 100%          | 3,078                           | 11     |

\*Probation is terminated at 19 years of age. The age group for 18 year olds average length of probation includes 18 and 19 year olds.

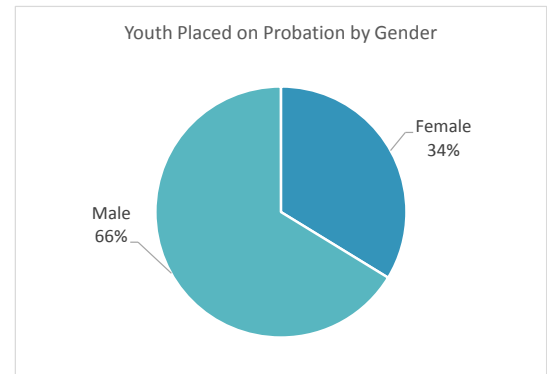
2015 saw 3,195 youth placed on probation. Over a third (36%) of youth were ages 14-15, two thirds (66%) were male and over half (56%) were white. Of the 1,796 youth who had an out-of-home placement within the year, 43% were 14-15 years, 68% were male, and 50% were white. 126 youth had their probation revoked in the year. Of these youth, 44% were ages 14-15, 71% were male, and 46% were white. A total of 2,283 youth had a satisfactory release from probation. Over a third (38%) were 14-15 years, 64% were male and 58% were white. Overall, the average length of probation in the year was 11 months.

***The 3,078 youth that were discharged in 2015 averaged 11 months on probation.***

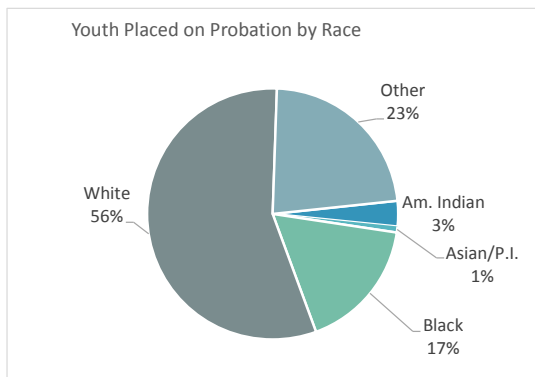
## Age Group



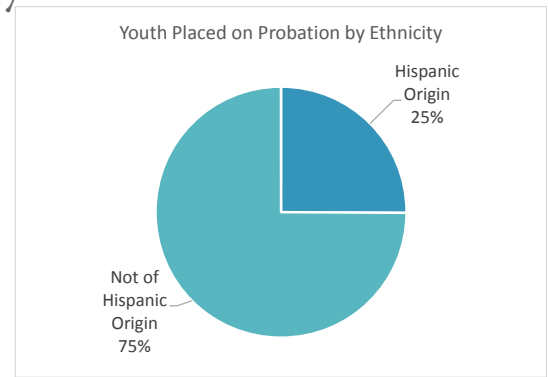
## Gender



## Race



## Ethnicity



Youth Level of Service/Case Management Inventory (YLS/CMI) is an assessment tool used to determine the level of risk and appropriate placement for youth on probation. The following table shows the classification results of youth upon entry and exit from probation.

| Classification based on Youth Level of Service (YLS)/<br>Case Management Inventory (CMI) Level |                        |             |                      |             |
|--|------------------------|-------------|----------------------|-------------|
| Risk Category  | Initial Classification |             | Final Classification |             |
|  | #                      | %           | #                    | %           |
| Juvenile Community-Based Intervention (high risk)  | 1,158                  | 36%         | 1,031                | 33%         |
| Juvenile Community-Based Resource (low risk)   | 1,919                  | 60%         | 1,940                | 63%         |
| Other*   | 118                    | 4%          | 107                  | 3%          |
| <b>Grand Total</b>   | <b>3,195</b>           | <b>100%</b> | <b>3,078</b>         | <b>100%</b> |

\*No YLS/CMI assessment completed prior to termination of probation due to a brief probation term or successful completion of pre-adjudicated services.

As a part of the Interstate Compact on the Placement of Children (ICPC), Nebraska monitors youth from out of state: 24 placed on probation, 6 out-of-home placement, 1 motion to revoke, 25 discharged, 20 successful release, 25 discharged with YLS/CMI with an average length of probation of 13 months.

## Part (e) Juveniles With Access to Counsel

*Nebraska Revised Statute 24-1007 (e) juveniles with and without access to counsel in juvenile and adult court, both appointed and retained.*

The Juveniles with Access to Counsel table displays the percent of juveniles represented by an attorney in criminal cases from county court and district court and juvenile cases from county court and separate juvenile court. Data includes new cases filed and cases transferred from one county to another during calendar year 2015. Cases filed in 2015 may not have reached the sentencing/adjudication stage of proceedings.

***One third (33%) of juvenile cases in criminal court had access to counsel, while over six out of ten (62%) cases in juvenile court had access to counsel.***

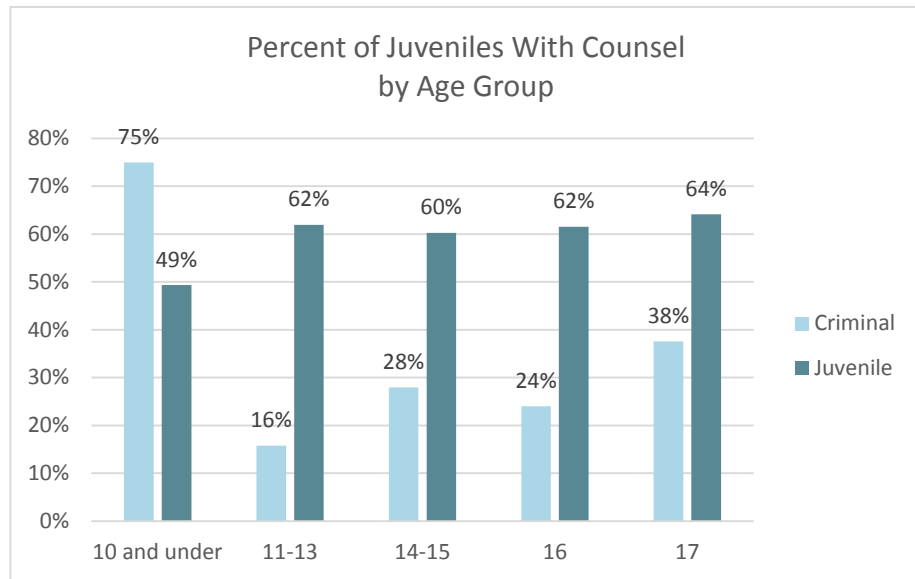
| Juveniles with Access to Counsel<br>Statewide |             |                            |                   |                |                |                            |                   |                |                |
|---|-------------|----------------------------|-------------------|----------------|----------------|----------------------------|-------------------|----------------|----------------|
| Demographic                                   | Cohort      | Criminal Court Cases       |                   |                |                | Juvenile Court Cases       |                   |                |                |
|   |             | Total Criminal Court Cases | # Without Counsel | # With Counsel | % With Counsel | Total Juvenile Court Cases | # Without Counsel | # With Counsel | % With Counsel |
| Age Group                                     | 10 & under  | 4                          | 1                 | 3              | 75%            | 75                         | 38                | 37             | 49%            |
|   | 11-13       | 19                         | 16                | 3              | 16%            | 878                        | 334               | 544            | 62%            |
|   | 14-15       | 154                        | 111               | 43             | 28%            | 2,204                      | 876               | 1,328          | 60%            |
|   | 16          | 525                        | 399               | 126            | 24%            | 1,846                      | 710               | 1,136          | 62%            |
|   | 17          | 1,289                      | 805               | 484            | 38%            | 1,718                      | 616               | 1,102          | 64%            |
| Gender  | Female      | 535                        | 401               | 134            | 25%            | 2,105                      | 895               | 1,210          | 57%            |
|   | Male        | 1,389                      | 893               | 496            | 36%            | 4,472                      | 1,600             | 2,872          | 64%            |
|   | Unknown     | 67                         | 38                | 29             | 43%            | 144                        | 79                | 65             | 45%            |
| Race/<br>Ethnicity                            | Am. Indian  | 30                         | 13                | 17             | 57%            | 119                        | 51                | 68             | 57%            |
|   | Asian/P. I. | 16                         | 10                | 6              | 38%            | 34                         | 8                 | 26             | 76%            |
|   | Black       | 231                        | 106               | 125            | 54%            | 1,070                      | 134               | 936            | 87%            |
|   | Hispanic    | 332                        | 206               | 126            | 38%            | 744                        | 304               | 440            | 59%            |
|   | White       | 1,105                      | 826               | 279            | 25%            | 2,743                      | 1,116             | 1,627          | 59%            |
|   | Other       | 12                         | 7                 | 5              | 42%            | 43                         | 4                 | 39             | 91%            |
|   | Unknown     | 265                        | 164               | 101            | 38%            | 1,968                      | 957               | 1,011          | 51%            |
| Total Cases                                   |             | 1,961                      | 1,319             | 642            | 33%            | 6,602                      | 2,523             | 4,079          | 62%            |

Cases for juveniles ages 13 and below must be filed and stay in juvenile court; however, judges do have the authority to allow these cases to be filed in criminal court. Cases for juveniles below age 13 heard in criminal court are typically transferred to juvenile court, dismissed, or the juvenile is fined.

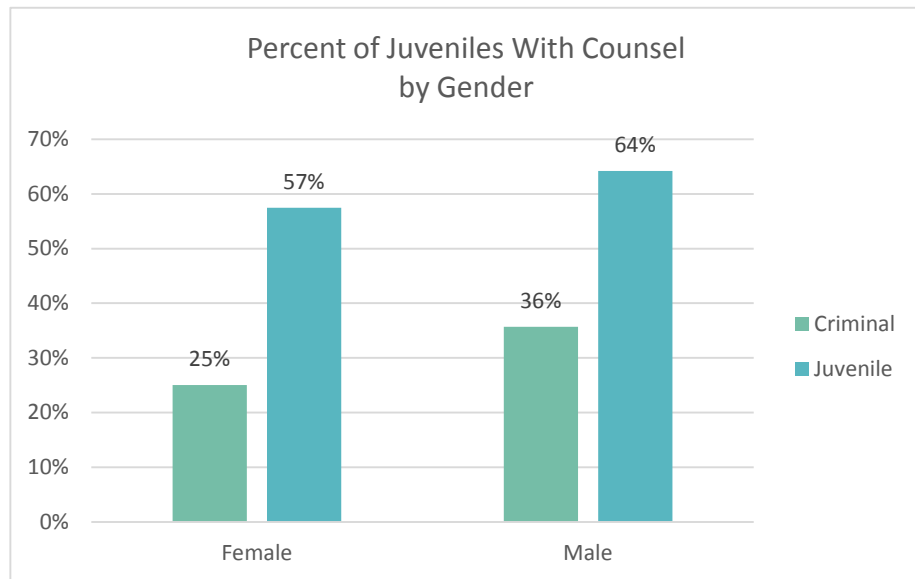
Overall, of the 1,961 juvenile cases filed in criminal court, one third (33%) had access to counsel. Of the 6,602 juvenile court cases, over six out of ten (62%) cases had access to counsel.

Demographic groups most likely to have counsel in criminal court were age 10 & under (75%), followed by 17 year olds (38%), males (36%), and American Indians (57%). In juvenile court, the largest percent with access to counsel was 17 year olds (64%), males (64%), other race (91%) and blacks (87%).

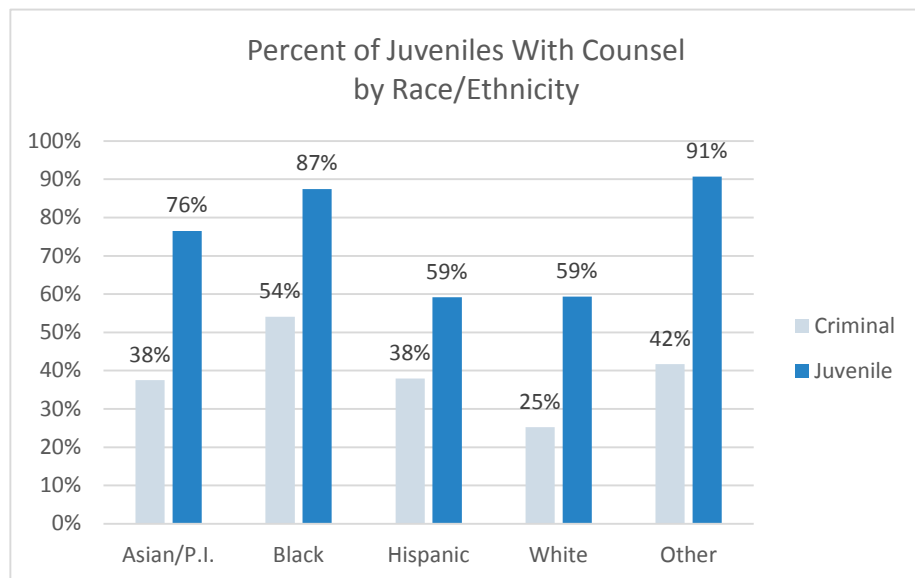
## Age Group



## Gender



## Race/Ethnicity



## Part (f) Rates of Recidivism

*Nebraska Revised Statute 24-1007 (f) Rates of recidivism.*

Rates of recidivism are not included in this report. The JUSTICE system was developed as a case management system. As such, it tracks case progress and activity; it does not have any built-in components to manage the identity of parties across cases. Statistics available from the JUSTICE case management system are all case-based, not person-based. Therefore, recidivism rates cannot be obtained in the JUSTICE system.



# District 1

## Part (a) Adjudication of Juvenile Petitions

*Nebraska Revised Statute 24-1007 (a) Juveniles prosecuted in juvenile court under subdivision (1), (2), (3), or (4) of section 43-247, including the total number of filings and adjudications.*

The Juvenile Petitions and Adjudications tables report the number of new juvenile cases and corresponding percent of adjudications by case type and demographic for cases filed in 2015. The data consists of both county court and separate juvenile court cases. Cases with multiple charges, pleas or findings are counted once per case. Supplemental petitions are not included in this data set. Cases filed in November or December of 2015 may not have reached the adjudication stage of proceedings.

| Number of Juvenile Cases and Adjudication by Case Type<br>District |                  |                 |            |            |                |            |            |             |            |            |            |            |            |
|--|------------------|-----------------|------------|------------|----------------|------------|------------|-------------|------------|------------|------------|------------|------------|
| District   | Demo-<br>graphic | Traffic Offense |            |            | Status Offense |            |            | Misdemeanor |            |            | Felony     |            |            |
|  |                  | #<br>Cases      | #<br>Admit | %<br>Admit | #<br>Cases     | #<br>Admit | %<br>Admit | #<br>Cases  | #<br>Admit | %<br>Admit | #<br>Cases | #<br>Admit | %<br>Admit |
| D1   | 10 & under       | 0               | 0          | 0%         | 0              | 0          | 0%         | 4           | 1          | 25%        | 0          | 0          | 0%         |
|  | 11-13            | 0               | 0          | 0%         | 4              | 3          | 75%        | 33          | 21         | 64%        | 4          | 4          | 100%       |
|  | 14-15            | 1               | 0          | 0%         | 13             | 5          | 38%        | 64          | 40         | 63%        | 10         | 6          | 60%        |
|  | 16               | 0               | 0          | 0%         | 6              | 5          | 83%        | 63          | 37         | 59%        | 11         | 9          | 82%        |
|  | 17               | 2               | 2          | 100%       | 11             | 6          | 55%        | 65          | 33         | 51%        | 4          | 2          | 50%        |
|  | Female           | 0               | 0          | 0%         | 13             | 4          | 31%        | 67          | 33         | 49%        | 5          | 2          | 40%        |
|  | Male             | 2               | 1          | 50%        | 18             | 13         | 72%        | 155         | 94         | 61%        | 23         | 19         | 83%        |
|  | Unknown          | 1               | 1          | 100%       | 3              | 2          | 67%        | 7           | 5          | 71%        | 1          | 0          | 0%         |
|  | Am. Indian       | 0               | 0          | 0%         | 0              | 0          | 0%         | 1           | 1          | 100%       | 0          | 0          | 0%         |
|  | Black            | 0               | 0          | 0%         | 0              | 0          | 0%         | 7           | 6          | 86%        | 2          | 2          | 100%       |
|  | Hispanic         | 0               | 0          | 0%         | 1              | 1          | 100%       | 28          | 18         | 64%        | 0          | 0          | 0%         |
|  | White            | 1               | 0          | 0%         | 7              | 7          | 100%       | 44          | 35         | 80%        | 7          | 7          | 100%       |
| Unknown  | 2                | 2               | 100%       | 26         | 11             | 42%        | 149        | 72          | 48%        | 20         | 12         | 60%        |            |
| District Total   |                  | 3               | 2          | 67%        | 34             | 19         | 56%        | 229         | 132        | 58%        | 29         | 21         | 72%        |

# District 1

## Juvenile Cases and Adjudication by Case Type and Age Group County

| District | County     | Age Group  | Traffic Offense |         |         | Status Offense |         |         | Misdemeanor |         |         | Felony  |         |         |
|----------|------------|------------|-----------------|---------|---------|----------------|---------|---------|-------------|---------|---------|---------|---------|---------|
|          |            |            | # Cases         | # Admit | % Admit | # Cases        | # Admit | % Admit | # Cases     | # Admit | % Admit | # Cases | # Admit | % Admit |
| D1       | Gage       | 11-13      | 0               | 0       | 0%      | 2              | 1       | 50%     | 15          | 6       | 40%     | 1       | 1       | 100%    |
|          |            | 14-15      | 0               | 0       | 0%      | 10             | 2       | 20%     | 26          | 10      | 38%     | 7       | 4       | 57%     |
|          |            | 16         | 0               | 0       | 0%      | 2              | 1       | 50%     | 21          | 11      | 52%     | 3       | 2       | 67%     |
|          |            | 17         | 0               | 0       | 0%      | 10             | 5       | 50%     | 26          | 9       | 35%     | 3       | 1       | 33%     |
|          | Jefferson  | 10 & under | 0               | 0       | 0%      | 0              | 0       | 0%      | 1           | 0       | 0%      | 0       | 0       | 0%      |
|          |            | 11-13      | 0               | 0       | 0%      | 1              | 1       | 100%    | 11          | 10      | 91%     | 0       | 0       | 0%      |
|          |            | 14-15      | 0               | 0       | 0%      | 1              | 1       | 100%    | 10          | 9       | 90%     | 0       | 0       | 0%      |
|          |            | 16         | 0               | 0       | 0%      | 1              | 1       | 100%    | 9           | 3       | 33%     | 0       | 0       | 0%      |
|          | Johnson    | 17         | 0               | 0       | 0%      | 0              | 0       | 0%      | 16          | 9       | 56%     | 0       | 0       | 0%      |
|          |            | 11-13      | 0               | 0       | 0%      | 1              | 1       | 100%    | 0           | 0       | 0%      | 0       | 0       | 0%      |
|          |            | 14-15      | 0               | 0       | 0%      | 0              | 0       | 0%      | 3           | 3       | 100%    | 1       | 0       | 0%      |
|          |            | 16         | 0               | 0       | 0%      | 1              | 1       | 100%    | 1           | 0       | 0%      | 2       | 1       | 50%     |
|          | Nemaha     | 17         | 0               | 0       | 0%      | 0              | 0       | 0%      | 1           | 1       | 100%    | 0       | 0       | 0%      |
|          |            | 14-15      | 0               | 0       | 0%      | 1              | 1       | 100%    | 1           | 0       | 0%      | 0       | 0       | 0%      |
|          |            | 16         | 0               | 0       | 0%      | 0              | 0       | 0%      | 1           | 1       | 100%    | 2       | 2       | 100%    |
|          | Pawnee     | 17         | 0               | 0       | 0%      | 0              | 0       | 0%      | 2           | 2       | 100%    | 0       | 0       | 0%      |
|          |            | 11-13      | 0               | 0       | 0%      | 0              | 0       | 0%      | 1           | 1       | 100%    | 0       | 0       | 0%      |
|          |            | 16         | 0               | 0       | 0%      | 0              | 0       | 0%      | 2           | 2       | 100%    | 0       | 0       | 0%      |
|          | Richardson | 10 & under | 0               | 0       | 0%      | 0              | 0       | 0%      | 1           | 0       | 0%      | 0       | 0       | 0%      |
|          |            | 14-15      | 1               | 0       | 0%      | 1              | 1       | 100%    | 3           | 3       | 100%    | 0       | 0       | 0%      |
|          |            | 16         | 0               | 0       | 0%      | 2              | 2       | 100%    | 3           | 1       | 33%     | 0       | 0       | 0%      |
|          |            | 17         | 0               | 0       | 0%      | 1              | 1       | 100%    | 4           | 2       | 50%     | 0       | 0       | 0%      |
|          | Saline     | 10 & under | 0               | 0       | 0%      | 0              | 0       | 0%      | 1           | 0       | 0%      | 0       | 0       | 0%      |
|          |            | 11-13      | 0               | 0       | 0%      | 0              | 0       | 0%      | 4           | 2       | 50%     | 1       | 1       | 100%    |
|          |            | 14-15      | 0               | 0       | 0%      | 0              | 0       | 0%      | 17          | 13      | 76%     | 0       | 0       | 0%      |
|          |            | 16         | 0               | 0       | 0%      | 0              | 0       | 0%      | 21          | 14      | 67%     | 4       | 4       | 100%    |
|          |            | 17         | 0               | 0       | 0%      | 0              | 0       | 0%      | 14          | 8       | 57%     | 1       | 1       | 100%    |
|          | Thayer     | 10 & under | 0               | 0       | 0%      | 0              | 0       | 0%      | 1           | 1       | 100%    | 0       | 0       | 0%      |
|          |            | 11-13      | 0               | 0       | 0%      | 0              | 0       | 0%      | 2           | 2       | 100%    | 2       | 2       | 100%    |
|          |            | 14-15      | 0               | 0       | 0%      | 0              | 0       | 0%      | 4           | 2       | 50%     | 2       | 2       | 100%    |
|          |            | 16         | 0               | 0       | 0%      | 0              | 0       | 0%      | 5           | 5       | 100%    | 0       | 0       | 0%      |
|          |            | 17         | 2               | 2       | 100%    | 0              | 0       | 0%      | 2           | 2       | 100%    | 0       | 0       | 0%      |

# District 1

## Juvenile Cases and Adjudication by Case Type and Gender County

| District | County     | Gender  | Traffic Offense |       |       | Status Offense |       |       | Misdemeanor |       |       | Felony |       |       |
|----------|------------|---------|-----------------|-------|-------|----------------|-------|-------|-------------|-------|-------|--------|-------|-------|
|          |            |         | #               | #     | %     | #              | #     | %     | #           | #     | %     | #      | #     | %     |
|          |            |         | Cases           | Admit | Admit | Cases          | Admit | Admit | Cases       | Admit | Admit | Cases  | Admit | Admit |
| D1       | Gage       | Female  | 0               | 0     | 0%    | 12             | 3     | 25%   | 32          | 10    | 31%   | 4      | 1     | 25%   |
|          |            | Male    | 0               | 0     | 0%    | 11             | 6     | 55%   | 56          | 26    | 46%   | 10     | 7     | 70%   |
|          |            | Unknown | 0               | 0     | 0%    | 1              | 0     | 0%    | 0           | 0     | 0%    | 0      | 0     | 0%    |
|          | Jefferson  | Female  | 0               | 0     | 0%    | 1              | 1     | 100%  | 10          | 6     | 60%   | 0      | 0     | 0%    |
|          |            | Male    | 0               | 0     | 0%    | 0              | 0     | 0%    | 34          | 24    | 71%   | 0      | 0     | 0%    |
|          |            | Unknown | 0               | 0     | 0%    | 2              | 2     | 100%  | 3           | 1     | 33%   | 0      | 0     | 0%    |
|          | Johnson    | Male    | 0               | 0     | 0%    | 2              | 2     | 100%  | 4           | 3     | 75%   | 2      | 1     | 50%   |
|          |            | Unknown | 0               | 0     | 0%    | 0              | 0     | 0%    | 1           | 1     | 100%  | 1      | 0     | 0%    |
|          | Nemaha     | Female  | 0               | 0     | 0%    | 0              | 0     | 0%    | 2           | 1     | 50%   | 0      | 0     | 0%    |
|          |            | Male    | 0               | 0     | 0%    | 1              | 1     | 100%  | 2           | 2     | 100%  | 2      | 2     | 100%  |
|          | Pawnee     | Female  | 0               | 0     | 0%    | 0              | 0     | 0%    | 1           | 1     | 100%  | 0      | 0     | 0%    |
|          |            | Male    | 0               | 0     | 0%    | 0              | 0     | 0%    | 2           | 2     | 100%  | 0      | 0     | 0%    |
|          | Richardson | Female  | 0               | 0     | 0%    | 0              | 0     | 0%    | 2           | 1     | 50%   | 0      | 0     | 0%    |
|          |            | Male    | 1               | 0     | 0%    | 4              | 4     | 100%  | 9           | 5     | 56%   | 0      | 0     | 0%    |
|          | Saline     | Female  | 0               | 0     | 0%    | 0              | 0     | 0%    | 15          | 9     | 60%   | 1      | 1     | 100%  |
|          |            | Male    | 0               | 0     | 0%    | 0              | 0     | 0%    | 41          | 27    | 66%   | 5      | 5     | 100%  |
|          |            | Unknown | 0               | 0     | 0%    | 0              | 0     | 0%    | 1           | 1     | 100%  | 0      | 0     | 0%    |
|          | Thayer     | Female  | 0               | 0     | 0%    | 0              | 0     | 0%    | 5           | 5     | 100%  | 0      | 0     | 0%    |
|          |            | Male    | 1               | 1     | 100%  | 0              | 0     | 0%    | 7           | 5     | 71%   | 4      | 4     | 100%  |
|          |            | Unknown | 1               | 1     | 100%  | 0              | 0     | 0%    | 2           | 2     | 100%  | 0      | 0     | 0%    |

# District 1

## Juvenile Cases and Adjudication by Case Type and Race/Ethnicity County

| District | County     | Race       | Traffic Offense |         |         | Status Offense |         |         | Misdemeanor |         |         | Felony  |         |         |
|----------|------------|------------|-----------------|---------|---------|----------------|---------|---------|-------------|---------|---------|---------|---------|---------|
|          |            |            | # Cases         | # Admit | % Admit | # Cases        | # Admit | % Admit | # Cases     | # Admit | % Admit | # Cases | # Admit | % Admit |
| D1       | Gage       | Black      | 0               | 0       | 0%      | 0              | 0       | 0%      | 2           | 2       | 100%    | 1       | 1       | 100%    |
|          |            | Hispanic   | 0               | 0       | 0%      | 1              | 1       | 100%    | 1           | 1       | 100%    | 0       | 0       | 0%      |
|          |            | White      | 0               | 0       | 0%      | 1              | 1       | 100%    | 1           | 0       | 0%      | 1       | 1       | 100%    |
|          |            | Unknown    | 0               | 0       | 0%      | 22             | 7       | 32%     | 84          | 33      | 39%     | 12      | 6       | 50%     |
|          | Jefferson  | White      | 0               | 0       | 0%      | 0              | 0       | 0%      | 13          | 12      | 92%     | 0       | 0       | 0%      |
|          |            | Unknown    | 0               | 0       | 0%      | 3              | 3       | 100%    | 34          | 19      | 56%     | 0       | 0       | 0%      |
|          | Johnson    | Hispanic   | 0               | 0       | 0%      | 0              | 0       | 0%      | 1           | 1       | 100%    | 0       | 0       | 0%      |
|          |            | White      | 0               | 0       | 0%      | 2              | 2       | 100%    | 3           | 3       | 100%    | 1       | 1       | 100%    |
|          |            | Unknown    | 0               | 0       | 0%      | 0              | 0       | 0%      | 1           | 0       | 0%      | 2       | 0       | 0%      |
|          | Nemaha     | White      | 0               | 0       | 0%      | 1              | 1       | 100%    | 3           | 2       | 67%     | 2       | 2       | 100%    |
|          |            | Unknown    | 0               | 0       | 0%      | 0              | 0       | 0%      | 1           | 1       | 100%    | 0       | 0       | 0%      |
|          | Pawnee     | Unknown    | 0               | 0       | 0%      | 0              | 0       | 0%      | 3           | 3       | 100%    | 0       | 0       | 0%      |
|          | Richardson | White      | 1               | 0       | 0%      | 3              | 3       | 100%    | 6           | 5       | 83%     | 0       | 0       | 0%      |
|          |            | Unknown    | 0               | 0       | 0%      | 1              | 1       | 100%    | 5           | 1       | 20%     | 0       | 0       | 0%      |
|          | Saline     | Am. Indian | 0               | 0       | 0%      | 0              | 0       | 0%      | 1           | 1       | 100%    | 0       | 0       | 0%      |
|          |            | Black      | 0               | 0       | 0%      | 0              | 0       | 0%      | 5           | 4       | 80%     | 1       | 1       | 100%    |
|          |            | Hispanic   | 0               | 0       | 0%      | 0              | 0       | 0%      | 26          | 16      | 62%     | 0       | 0       | 0%      |
|          |            | White      | 0               | 0       | 0%      | 0              | 0       | 0%      | 17          | 13      | 76%     | 2       | 2       | 100%    |
|          |            | Unknown    | 0               | 0       | 0%      | 0              | 0       | 0%      | 8           | 3       | 38%     | 3       | 3       | 100%    |
|          | Thayer     | White      | 0               | 0       | 0%      | 0              | 0       | 0%      | 1           | 0       | 0%      | 1       | 1       | 100%    |
| Unknown  |            | 2          | 2               | 100%    | 0       | 0              | 0%      | 13      | 12          | 92%     | 3       | 3       | 100%    |         |

# District 1

## Part (b) Juveniles Prosecuted in Adult Criminal Court - Case Type

*Nebraska Revised Statute 24-1007 (b) Juveniles prosecuted in adult criminal court for felonies, misdemeanors, and traffic offenses. The information shall include juveniles sentenced to terms in adult jails and prisons and juveniles placed on adult probation.*

Juveniles Prosecuted in Adult Criminal Court tables consist of criminal and traffic cases in county court and criminal cases in district court that reached the point of sentencing in 2015. Cases with multiple charges are counted once per case and reported as the most severe offense. Cases for juveniles ages 13 and below must be filed and stay in juvenile court; however, judges have the authority to allow these cases in criminal court. Therefore, only juveniles ages 14 through 17 at the time of the offense appear in adult criminal court data, with rare exceptions.

| Juveniles Prosecuted in Adult Criminal Court<br>by Case Type<br>District |                |          |           |             |         |             |             |             |        |             |
|--|----------------|----------|-----------|-------------|---------|-------------|-------------|-------------|--------|-------------|
| District   | Demographic    | Cohort   | All Cases |             | Traffic |             | Misdemeanor |             | Felony |             |
|  |                |          | #         | % of Total* | #       | % of Cohort | #           | % of Cohort | #      | % of Cohort |
| D1   | Age Group      | 16       | 2         | 25%         | 0       | 0%          | 0           | 0%          | 2      | 67%         |
|  |                | 17       | 6         | 75%         | 0       | 0%          | 5           | 100%        | 1      | 33%         |
|  | Gender         | Female   | 1         | 17%         | 0       | 0%          | 1           | 20%         | 0      | 0%          |
|  |                | Male     | 5         | 83%         | 0       | 0%          | 4           | 80%         | 1      | 100%        |
|  |                | Unknown  | 2         |             | 0       |             | 0           |             | 2      |             |
|  | Race/Ethnicity | Hispanic | 2         | 50%         | 0       | 0%          | 2           | 50%         | 0      | 0%          |
|  |                | White    | 2         | 50%         | 0       | 0%          | 2           | 50%         | 0      | 0%          |
|  |                | Unknown  | 4         |             | 0       |             | 1           |             | 3      |             |
|  | District Total |          |           | 8           | 100%    | 0           | 100%        | 5           | 100%   | 3           |

\*Percent of total cases is calculated using the valid percent within the demographic (cases with unknown gender or unknown race/ethnicity are not included).

# District 1

| Juveniles Prosecuted in Adult Criminal Court by Case Type and Age Group<br>County |          |        |           |         |             |         |
|---|----------|--------|-----------|---------|-------------|---------|
| District  | County   | Cohort | All Cases | Traffic | Misdemeanor | Felony  |
|   |          |        | # Cases   | # Cases | # Cases     | # Cases |
| D1  | Fillmore | 17     | 1         | 0       | 0           | 1       |
|   | Gage     | 16     | 2         | 0       | 0           | 2       |
|   | Nemaha   | 17     | 1         | 0       | 1           | 0       |
|   | Saline   | 17     | 4         | 0       | 4           | 0       |

| Juveniles Prosecuted in Adult Criminal Court by Case Type and Gender<br>County |          |         |           |         |             |         |
|--|----------|---------|-----------|---------|-------------|---------|
| District   | County   | Cohort  | All Cases | Traffic | Misdemeanor | Felony  |
|  |          |         | # Cases   | # Cases | # Cases     | # Cases |
| D1   | Fillmore | Unknown | 1         | 0       | 0           | 1       |
|  | Gage     | Male    | 1         | 0       | 0           | 1       |
|  |          | Unknown | 1         | 0       | 0           | 1       |
|  | Nemaha   | Male    | 1         | 0       | 1           | 0       |
|  | Saline   | Female  | 1         | 0       | 1           | 0       |
|  |          | Male    | 3         | 0       | 3           | 0       |

| Juveniles Prosecuted in Adult Criminal Court by Case Type and Race/Ethnicity<br>County |          |          |           |         |             |         |
|--|----------|----------|-----------|---------|-------------|---------|
| District   | County   | Cohort   | All Cases | Traffic | Misdemeanor | Felony  |
|  |          |          | # Cases   | # Cases | # Cases     | # Cases |
| D1   | Fillmore | Unknown  | 1         | 0       | 0           | 1       |
|  | Gage     | Unknown  | 2         | 0       | 0           | 2       |
|  | Nemaha   | White    | 1         | 0       | 1           | 0       |
|  | Saline   | Hispanic | 2         | 0       | 2           | 0       |
|  |          | White    | 1         | 0       | 1           | 0       |
|  |          | Unknown  | 1         | 0       | 1           | 0       |

## District 1

### Part (b) Juveniles Prosecuted in Adult Criminal Court - Sentence

*Nebraska Revised Statute 24-1007 (b) Juveniles prosecuted in adult criminal court for felonies, misdemeanors, and traffic offenses. The information shall include juveniles sentenced to terms in adult jails and prisons and juveniles placed on adult probation.*

Juveniles Prosecuted in Adult Criminal Court tables include criminal and traffic cases in county court and criminal cases in district court that reached the point of sentencing in 2015. If multiple sentencing types occur within a case (ex. probation/jail), all sentencing types are included.

| Juveniles Prosecuted in Adult Criminal Court<br>by Sentence<br>District |                |          |           |             |           |             |      |             |        |             |
|---|----------------|----------|-----------|-------------|-----------|-------------|------|-------------|--------|-------------|
| District  | Demographic    | Cohort   | All Cases |             | Probation |             | Jail |             | Prison |             |
|   |                |          | #         | % of Total* | #         | % of Cohort | #    | % of Cohort | #      | % of Cohort |
| D1  | Age Group      | 16       | 2         | 22%         | 1         | 50%         | 1    | 50%         | 0      | 0%          |
|   |                | 17       | 7         | 78%         | 6         | 86%         | 1    | 14%         | 0      | 0%          |
|   | Gender         | Female   | 2         | 29%         | 1         | 50%         | 1    | 50%         | 0      | 0%          |
|   |                | Male     | 5         | 71%         | 5         | 100%        | 0    | 0%          | 0      | 0%          |
|   |                | Unknown  | 2         |             | 1         | 50%         | 1    | 50%         | 0      | 0%          |
|   | Race/Ethnicity | Hispanic | 2         | 40%         | 2         | 100%        | 0    | 0%          | 0      | 0%          |
|   |                | White    | 3         | 60%         | 2         | 67%         | 1    | 33%         | 0      | 0%          |
|   |                | Unknown  | 4         |             | 3         | 75%         | 1    | 25%         | 0      | 0           |
|   | District Total |          |           | 9           | 100%      | 7           | 78%  | 2           | 22%    | 0           |

\*Percent of total cases is calculated using the valid percent within the demographic (cases with unknown gender or unknown race/ethnicity are not included).

# District 1

| Juveniles Prosecuted in Adult Criminal Court by Sentence and Age Group<br>County |          |        |           |           |         |         |
|--|----------|--------|-----------|-----------|---------|---------|
| District   | County   | Cohort | All Cases | Probation | Jail    | Prison  |
|  |          |        | # Cases   | # Cases   | # Cases | # Cases |
| D1   | Fillmore | 17     | 1         | 1         | 0       | 0       |
|  | Gage     | 16     | 2         | 1         | 1       | 0       |
|  | Nemaha   | 17     | 1         | 1         | 0       | 0       |
|  | Saline   | 17     | 5         | 4         | 1       | 0       |

| Juveniles Prosecuted in Adult Criminal Court by Sentence and Gender<br>County |          |         |           |           |         |         |
|---|----------|---------|-----------|-----------|---------|---------|
| District  | County   | Cohort  | All Cases | Probation | Jail    | Prison  |
|   |          |         | # Cases   | # Cases   | # Cases | # Cases |
| D1  | Fillmore | Unknown | 1         | 1         | 0       | 0       |
|   | Gage     | Male    | 1         | 1         | 0       | 0       |
|   |          | Unknown | 1         | 0         | 1       | 0       |
|   | Nemaha   | Male    | 1         | 1         | 0       | 0       |
|   | Saline   | Female  | 2         | 1         | 1       | 0       |
|   |          | Male    | 3         | 3         | 0       | 0       |

| Juveniles Prosecuted in Adult Criminal Court by Sentence and Race/Ethnicity<br>County |          |          |           |           |         |         |
|---|----------|----------|-----------|-----------|---------|---------|
| District  | County   | Cohort   | All Cases | Probation | Jail    | Prison  |
|   |          |          | # Cases   | # Cases   | # Cases | # Cases |
| D1  | Fillmore | Unknown  | 1         | 1         | 0       | 0       |
|   | Gage     | Unknown  | 2         | 1         | 1       | 0       |
|   | Nemaha   | White    | 1         | 1         | 0       | 0       |
|   | Saline   | Hispanic | 2         | 2         | 0       | 0       |
|   |          | White    | 2         | 1         | 1       | 0       |
|   |          | Unknown  | 1         | 1         | 0       | 0       |



# District 1

## Part (c) Motions to Transfer Courts and Transfers

*Nebraska Revised Statute 24-1007 (c) The number of motions to transfer and the number of cases transferred to adult court from juvenile court and from adult criminal court to juvenile court.*

The data for Motions to Transfer Cases and Cases Transferred consists of county court and district court adult criminal cases and county court and separate juvenile court juvenile cases within the same county. Motions to transfer cases and cases transferred that were entered in 2015 were included in the file. Cases may have been filed previously and transferred in 2015. There can be multiple motions to transfer a case and all are reported; transfers occur once per case.

| Motions to Transfer Courts and Transfers<br>District |                |          |                               |      |             |      |                               |      |             |      |
|--|----------------|----------|-------------------------------|------|-------------|------|-------------------------------|------|-------------|------|
| District   | Demographic    | Cohort   | Juvenile Court to Adult Court |      |             |      | Adult Court to Juvenile Court |      |             |      |
|  |                |          | Motion to Transfer            |      | Transferred |      | Motion to Transfer            |      | Transferred |      |
|  |                |          | #                             | %    | #           | %    | #                             | %    | #           | %    |
| D1   | Age Group      | 14-15    | 0                             | 0%   | 0           | 0%   | 0                             | 0%   | 2           | 13%  |
|  |                | 16       | 0                             | 0%   | 0           | 0%   | 0                             | 0%   | 3           | 20%  |
|  |                | 17       | 0                             | 0%   | 0           | 0%   | 5                             | 100% | 10          | 67%  |
|  | Gender         | Female   | 0                             | 0%   | 0           | 0%   | 0                             | 0%   | 2           | 20%  |
|  |                | Male     | 0                             | 0%   | 0           | 0%   | 2                             | 100% | 8           | 80%  |
|  |                | Unknown  | 0                             |      | 0           |      | 3                             |      | 5           |      |
|  | Race/Ethnicity | Black    | 0                             | 0%   | 0           | 0%   | 0                             | 0%   | 1           | 9%   |
|  |                | Hispanic | 0                             | 0%   | 0           | 0%   | 1                             | 50%  | 4           | 36%  |
|  |                | White    | 0                             | 0%   | 0           | 0%   | 1                             | 50%  | 6           | 55%  |
|  |                | Unknown  | 0                             |      | 0           |      | 2                             |      | 4           |      |
| District Total                                       |                |          | 0                             | 100% | 0           | 100% | 4                             | 100% | 15          | 100% |

# District 1

| Motions to Transfer Courts and Transfers by Age Group |           |        |                               |             |                               |             |
|---|-----------|--------|-------------------------------|-------------|-------------------------------|-------------|
| County  |           |        |                               |             |                               |             |
| District  | County    | Cohort | Juvenile Court to Adult Court |             | Adult Court to Juvenile Court |             |
|   |           |        | Motion to Transfer            | Transferred | Motion to Transfer            | Transferred |
| D1  | Jefferson | 17     | 0                             | 0           | 2                             | 4           |
|   | Nemaha    | 17     | 0                             | 0           | 0                             | 1           |
|   | Saline    | 17     | 0                             | 0           | 2                             | 5           |
|   |           | 14-15  | 0                             | 0           | 0                             | 2           |
|   |           | 16     | 0                             | 0           | 0                             | 3           |

| Motions to Transfer Courts and Transfers by Gender |           |         |                               |             |                               |             |
|--|-----------|---------|-------------------------------|-------------|-------------------------------|-------------|
| County   |           |         |                               |             |                               |             |
| District   | County    | Cohort  | Juvenile Court to Adult Court |             | Adult Court to Juvenile Court |             |
|  |           |         | Motion to Transfer            | Transferred | Motion to Transfer            | Transferred |
| D1   | Jefferson | Unknown | 0                             | 0           | 2                             | 4           |
|  | Nemaha    | Male    | 0                             | 0           | 0                             | 1           |
|  | Saline    | Male    | 0                             | 0           | 2                             | 7           |
|  |           | Unknown | 0                             | 0           | 0                             | 1           |
|  |           | Female  | 0                             | 0           | 0                             | 2           |

| Motions to Transfer Courts and Transfers by Race/Ethnicity |           |          |                               |             |                               |             |
|--|-----------|----------|-------------------------------|-------------|-------------------------------|-------------|
| County   |           |          |                               |             |                               |             |
| District   | County    | Cohort   | Juvenile Court to Adult Court |             | Adult Court to Juvenile Court |             |
|  |           |          | Motion to Transfer            | Transferred | Motion to Transfer            | Transferred |
| D1   | Jefferson | White    | 0                             | 0           | 0                             | 1           |
|  |           | Unknown  | 0                             | 0           | 2                             | 3           |
|  | Nemaha    | White    | 0                             | 0           | 0                             | 1           |
|  | Saline    | Black    | 0                             | 0           | 0                             | 1           |
|  |           | Hispanic | 0                             | 0           | 1                             | 4           |
|  |           | White    | 0                             | 0           | 1                             | 4           |
|  |           | Unknown  | 0                             | 0           | 0                             | 1           |

# District 1

## Part (d) Juvenile Probation Activity - Cases

*Nebraska Revised Statute 24-1007 (d) Juveniles placed on juvenile probation, the number of juveniles on probation in out-of-home care, the number of juveniles completing probation, the number of motions to revoke probation and probation revocations, and the average length of time on probation.*

Juvenile Probation Activity - Cases tables consist of juvenile probation cases in county court and separate juvenile court that had the following activities during the year: placed on probation, out-of-home placement, motions to revoke, probation revoked, or satisfactory release. Probation cases may have multiple motions to revoke probation and multiple probation revocations. Cases may have been ordered to probation in previous years. All probation types are included.

| Juvenile Probation Activity - Cases<br>District |                    |            |                        |                |                          |                |                      |                |                      |                |                         |                |      |
|---|--------------------|------------|------------------------|----------------|--------------------------|----------------|----------------------|----------------|----------------------|----------------|-------------------------|----------------|------|
| Dis-<br>trict                                   | Demo-<br>graphic   | Cohort     | Placed on<br>Probation |                | Out-of-home<br>Placement |                | Motions to<br>Revoke |                | Probation<br>Revoked |                | Satisfactory<br>Release |                |      |
|   |                    |            | # of<br>Cases          | % of<br>Total* | # of<br>Cases            | % of<br>Total* | # of<br>Cases        | % of<br>Total* | # of<br>Cases        | % of<br>Total* | # of<br>Cases           | % of<br>Total* |      |
| D1  | Age<br>Group       | 10 & under | 2                      | 1%             | 0                        | 0%             | 0                    | 0%             | 0                    | 0%             | 1                       | 1%             |      |
|   |                    | 11-13      | 32                     | 19%            | 5                        | 19%            | 13                   | 23%            | 6                    | 19%            | 22                      | 16%            |      |
|   |                    | 14-15      | 59                     | 35%            | 14                       | 52%            | 22                   | 39%            | 22                   | 71%            | 57                      | 41%            |      |
|   |                    | 16         | 46                     | 27%            | 5                        | 19%            | 16                   | 28%            | 3                    | 10%            | 32                      | 23%            |      |
|   |                    | 17         | 32                     | 19%            | 3                        | 11%            | 6                    | 11%            | 0                    | 0%             | 28                      | 20%            |      |
|   | Gender             | Female     | 43                     | 27%            | 9                        | 33%            | 7                    | 12%            | 4                    | 13%            | 41                      | 31%            |      |
|   |                    | Male       | 118                    | 73%            | 18                       | 67%            | 50                   | 88%            | 27                   | 87%            | 90                      | 69%            |      |
|   |                    | Unknown    | 10                     |                | 0                        |                | 0                    |                | 0                    |                | 9                       |                |      |
|   | Race/<br>Ethnicity | Am. Indian | 0                      | 0%             | 0                        | 0%             | 0                    | 0%             | 0                    | 0%             | 1                       | 2%             |      |
|   |                    | Black      | 6                      | 8%             | 0                        | 0%             | 0                    | 0%             | 4                    | 13%            | 1                       | 2%             |      |
|   |                    | Hispanic   | 21                     | 27%            | 2                        | 22%            | 16                   | 41%            | 6                    | 19%            | 20                      | 30%            |      |
|   |                    | White      | 50                     | 65%            | 7                        | 78%            | 22                   | 56%            | 21                   | 68%            | 43                      | 65%            |      |
|   |                    | Other      | 0                      | 0%             | 0                        | 0%             | 1                    | 3%             | 0                    | 0%             | 1                       | 2%             |      |
|   |                    | Unknown    | 94                     |                | 18                       |                | 18                   |                | 0                    |                | 74                      |                |      |
|   | District Total     |            |                        | 171            | 100%                     | 27             | 100%                 | 57             | 100%                 | 31             | 100%                    | 140            | 100% |

\*Percent of total cases is calculated using the valid percent (cases with unknown gender or unknown race/ethnicity are not included).

# District 1

| Juvenile Probation Activity - Cases<br>by Age Group<br>County |            |            |                     |                       |                   |                   |                      |
|---|------------|------------|---------------------|-----------------------|-------------------|-------------------|----------------------|
| District  | County     | Age Group  | Placed on Probation | Out-of-home Placement | Motions to Revoke | Probation Revoked | Satisfactory Release |
| D1  | Gage       | 10 & under | 0                   | 0                     | 0                 | 0                 | 1                    |
|   |            | 11-13      | 10                  | 2                     | 0                 | 0                 | 5                    |
|   |            | 14-15      | 17                  | 7                     | 6                 | 0                 | 14                   |
|   |            | 16         | 13                  | 4                     | 7                 | 0                 | 11                   |
|   |            | 17         | 10                  | 2                     | 5                 | 0                 | 10                   |
|   | Jefferson  | 10 & under | 1                   | 0                     | 0                 | 0                 | 0                    |
|   |            | 11-13      | 12                  | 1                     | 0                 | 0                 | 8                    |
|   |            | 14-15      | 13                  | 2                     | 0                 | 0                 | 12                   |
|   |            | 16         | 5                   | 1                     | 0                 | 0                 | 3                    |
|   |            | 17         | 7                   | 0                     | 0                 | 0                 | 3                    |
|   | Johnson    | 11-13      | 1                   | 0                     | 0                 | 0                 | 1                    |
|   |            | 14-15      | 1                   | 0                     | 0                 | 0                 | 1                    |
|   |            | 16         | 2                   | 0                     | 0                 | 0                 | 1                    |
|   | Nemaha     | 11-13      | 0                   | 0                     | 0                 | 0                 | 1                    |
|   |            | 14-15      | 1                   | 0                     | 13                | 18                | 4                    |
|   |            | 16         | 2                   | 0                     | 2                 | 2                 | 0                    |
|   |            | 17         | 1                   | 0                     | 0                 | 0                 | 5                    |
|   | Pawnee     | 11-13      | 0                   | 0                     | 0                 | 0                 | 1                    |
|   |            | 16         | 2                   | 0                     | 0                 | 0                 | 3                    |
|   | Richardson | 11-13      | 0                   | 0                     | 0                 | 0                 | 1                    |
|   |            | 14-15      | 4                   | 0                     | 0                 | 0                 | 8                    |
|   |            | 16         | 5                   | 0                     | 3                 | 0                 | 3                    |
|   |            | 17         | 4                   | 1                     | 1                 | 0                 | 5                    |
|   | Saline     | 11-13      | 6                   | 2                     | 13                | 6                 | 5                    |
|   |            | 14-15      | 18                  | 5                     | 3                 | 4                 | 14                   |
|   |            | 16         | 15                  | 0                     | 4                 | 1                 | 10                   |
|   |            | 17         | 7                   | 0                     | 0                 | 0                 | 4                    |
|   | Thayer     | 10 & under | 1                   | 0                     | 0                 | 0                 | 0                    |
|   |            | 11-13      | 3                   | 0                     | 0                 | 0                 | 0                    |
|   |            | 14-15      | 5                   | 0                     | 0                 | 0                 | 4                    |
| 16  |            | 2          | 0                   | 0                     | 0                 | 1                 |                      |
| 17  |            | 3          | 0                   | 0                     | 0                 | 1                 |                      |

# District 1

| Juvenile Probation Activity - Cases<br>by Gender<br>County |            |         |                     |                       |                   |                   |                      |
|--|------------|---------|---------------------|-----------------------|-------------------|-------------------|----------------------|
| District   | County     | Gender  | Placed on Probation | Out-of-home Placement | Motions to Revoke | Probation Revoked | Satisfactory Release |
| D1   | Gage       | Female  | 13                  | 4                     | 5                 | 0                 | 17                   |
|  |            | Male    | 36                  | 11                    | 13                | 0                 | 23                   |
|  |            | Unknown | 1                   | 0                     | 0                 | 0                 | 1                    |
|  | Jefferson  | Female  | 10                  | 3                     | 0                 | 0                 | 5                    |
|  |            | Male    | 25                  | 1                     | 0                 | 0                 | 20                   |
|  |            | Unknown | 3                   | 0                     | 0                 | 0                 | 1                    |
|  | Johnson    | Male    | 4                   | 0                     | 0                 | 0                 | 3                    |
|  | Nemaha     | Female  | 0                   | 0                     | 0                 | 0                 | 5                    |
|  |            | Male    | 4                   | 0                     | 15                | 20                | 5                    |
|  | Pawnee     | Female  | 1                   | 0                     | 0                 | 0                 | 2                    |
|  |            | Male    | 1                   | 0                     | 0                 | 0                 | 2                    |
|  | Richardson | Female  | 3                   | 1                     | 1                 | 0                 | 2                    |
|  |            | Male    | 7                   | 0                     | 3                 | 0                 | 9                    |
|  |            | Unknown | 3                   | 0                     | 0                 | 0                 | 6                    |
|  | Saline     | Female  | 10                  | 1                     | 1                 | 4                 | 7                    |
|  |            | Male    | 36                  | 6                     | 19                | 7                 | 26                   |
|  | Thayer     | Female  | 6                   | 0                     | 0                 | 0                 | 3                    |
|  |            | Male    | 5                   | 0                     | 0                 | 0                 | 2                    |
|  |            | Unknown | 3                   | 0                     | 0                 | 0                 | 1                    |

# District 1

| Juvenile Probation Activity - Cases<br>by Race/Ethnicity<br>County |            |            |                     |                       |                   |                   |                      |
|--|------------|------------|---------------------|-----------------------|-------------------|-------------------|----------------------|
| District   | County     | Gender     | Placed on Probation | Out-of-home Placement | Motions to Revoke | Probation Revoked | Satisfactory Release |
| D1   | Gage       | Black      | 1                   | 0                     | 0                 | 0                 | 0                    |
|  |            | Hispanic   | 0                   | 0                     | 0                 | 0                 | 2                    |
|  |            | White      | 2                   | 1                     | 1                 | 0                 | 2                    |
|  |            | Other      | 0                   | 0                     | 0                 | 0                 | 1                    |
|  |            | Unknown    | 47                  | 14                    | 17                | 0                 | 36                   |
|  | Jefferson  | White      | 14                  | 1                     | 0                 | 0                 | 6                    |
|  |            | Unknown    | 24                  | 3                     | 0                 | 0                 | 20                   |
|  | Johnson    | Black      | 0                   | 0                     | 0                 | 0                 | 1                    |
|  |            | White      | 4                   | 0                     | 0                 | 0                 | 2                    |
|  | Nemaha     | White      | 4                   | 0                     | 14                | 20                | 7                    |
|  |            | Unknown    | 0                   | 0                     | 1                 | 0                 | 3                    |
|  | Pawnee     | White      | 1                   | 0                     | 0                 | 0                 | 3                    |
|  |            | Unknown    | 1                   | 0                     | 0                 | 0                 | 1                    |
|  | Richardson | White      | 9                   | 0                     | 4                 | 0                 | 10                   |
|  |            | Unknown    | 4                   | 1                     | 0                 | 0                 | 7                    |
|  | Saline     | Am. Indian | 0                   | 0                     | 0                 | 0                 | 1                    |
|  |            | Black      | 5                   | 0                     | 0                 | 4                 | 0                    |
|  |            | Hispanic   | 21                  | 2                     | 16                | 6                 | 18                   |
|  |            | White      | 15                  | 5                     | 3                 | 1                 | 13                   |
|  |            | Other      | 0                   | 0                     | 1                 | 0                 | 0                    |
|  |            | Unknown    | 5                   | 0                     | 0                 | 0                 | 1                    |
|  | Thayer     | White      | 1                   | 0                     | 0                 | 0                 | 0                    |
|  |            | Unknown    | 13                  | 0                     | 0                 | 0                 | 6                    |

# District 1

## Part (d) Juvenile Probation Activity - Youth

*Nebraska Revised Statute 24-1007 (d) Juveniles placed on juvenile probation, the number of juveniles on probation in out-of-home care, the number of juveniles completing probation, the number of motions to revoke probation and probation revocations, and the average length of time on probation.*

The Juvenile Probation Activity - Youth data is provided from the Office of Probation's case management system, Nebraska Probation Application for Community Safety (NPACS). The table reports the number and percent of youth with various activity during the year. Youth are counted once in each category, regardless of the number of out-of-home placements, motions to revoke, or cases they may have in the court system. Age groups report age at the time of arrest, with the exception of the average length of probation, which reports age at the time of exit from probation.

| Juvenile Probation Activity - Youth<br>District |              |                 |                     |            |                       |            |                   |            |                   |            |                      |            |                              |        |
|---|--------------|-----------------|---------------------|------------|-----------------------|------------|-------------------|------------|-------------------|------------|----------------------|------------|------------------------------|--------|
| District  | Demo-graphic | Cohort          | Placed on Probation |            | Out-of-home Placement |            | Motions to Revoke |            | Probation Revoked |            | Satisfactory Release |            | Average Length of Probation* |        |
|   |              |                 | # of Youth          | % of Total | # of Youth            | % of Total | # of Youth        | % of Total | # of Youth        | % of Total | # of Youth           | % of Total | # of Youth                   | Months |
| D1  | Age Group    | 10 & under      | 1                   | 1%         | 0                     | 0%         | 0                 | 0%         | 0                 | 0%         | 2                    | 2%         | 0                            | 0      |
|   |              | 11-13           | 22                  | 22%        | 14                    | 34%        | 3                 | 13%        | 0                 | 0%         | 23                   | 24%        | 7                            | 8      |
|   |              | 14-15           | 31                  | 31%        | 19                    | 46%        | 8                 | 35%        | 3                 | 100%       | 35                   | 37%        | 32                           | 11     |
|   |              | 16              | 28                  | 28%        | 6                     | 15%        | 8                 | 35%        | 0                 | 0%         | 17                   | 18%        | 22                           | 9      |
|   |              | 17              | 18                  | 18%        | 2                     | 5%         | 4                 | 17%        | 0                 | 0%         | 16                   | 17%        | 28                           | 12     |
|   |              | 18              | 0                   | 0%         | 0                     | 0%         | 0                 | 0%         | 0                 | 0%         | 1                    | 1%         | 39                           | 12     |
|   | Gender       | Female          | 28                  | 28%        | 15                    | 37%        | 8                 | 35%        | 1                 | 33%        | 31                   | 33%        | 41                           | 11     |
|   |              | Male            | 72                  | 72%        | 26                    | 63%        | 15                | 65%        | 2                 | 67%        | 63                   | 67%        | 87                           | 11     |
|   | Race         | Am. Indian      | 0                   | 0%         | 0                     | 0%         | 0                 | 0%         | 0                 | 0%         | 2                    | 2%         | 2                            | 9      |
|   |              | Asian/P. I.     | 1                   | 1%         | 0                     | 0%         | 1                 | 4%         | 0                 | 0%         | 0                    | 0%         | 0                            | 0      |
|   |              | Black           | 4                   | 4%         | 1                     | 2%         | 1                 | 4%         | 1                 | 33%        | 2                    | 2%         | 3                            | 13     |
|   |              | White           | 79                  | 79%        | 35                    | 85%        | 15                | 65%        | 2                 | 67%        | 78                   | 83%        | 108                          | 11     |
|   |              | Other           | 16                  | 16%        | 5                     | 12%        | 6                 | 26%        | 0                 | 0%         | 12                   | 13%        | 15                           | 10     |
|   | Ethnicity    | Hispanic Origin | 15                  | 15%        | 6                     | 15%        | 5                 | 22%        | 0                 | 0%         | 14                   | 15%        | 17                           | 11     |
| Non-Hispanic                                    |              | 85              | 85%                 | 35         | 85%                   | 18         | 78%               | 3          | 100%              | 80         | 85%                  | 111        | 11                           |        |
| District Totals                                 |              |                 | 100                 | 100%       | 41                    | 100%       | 23                | 100%       | 3                 | 100%       | 94                   | 100%       | 128                          | 11     |

\*Probation is terminated at 19 years of age. The age group for 18 year olds average length of probation includes 18 and 19 year olds.

## District 1

Youth Level of Service/Case Management Inventory (YLS/CMI) is an assessment tool used to determine the level of risk and appropriate placement for youth on probation. The following table shows the classification results of youth upon entry and exit from probation.

| Classification based on Youth Level of Service/<br>Case Management Inventory Level |   |                        |      |                      |      |
|--|---|------------------------|------|----------------------|------|
| District   | Risk Category                                     | Initial Classification |      | Final Classification |      |
|  |   | #                      | %    | #                    | %    |
| D1   | Juvenile Community-Based Intervention (high risk) | 40                     | 40%  | 44                   | 34%  |
|  | Juvenile Community-Based Resource (low risk)      | 57                     | 57%  | 81                   | 63%  |
|  | Other*  | 3                      | 3%   | 3                    | 2%   |
| Total Youth  |   | 100                    | 100% | 128                  | 100% |

\*No YLS/CMI assessment completed prior to termination of probation due to a brief probation term or successful completion of pre-adjudicated services.

As a part of the Interstate Compact on the Placement of Children (ICPC), Nebraska monitors youth from out of state. These are notated in county tables as “out of state.”

| Juvenile Probation Activity - Youth by Age Group |           |            |                     |                       |                   |                   |                      |                              |            |        |
|--|-----------|------------|---------------------|-----------------------|-------------------|-------------------|----------------------|------------------------------|------------|--------|
| County   |           |            |                     |                       |                   |                   |                      |                              |            |        |
| District   | County    | Cohort     | Placed on Probation | Out-of-home Placement | Motions to Revoke | Probation Revoked | Satisfactory Release | Average Length of Probation* |            |        |
|  |           |            | # of Youth          | # of Youth            | # of Youth        | # of Youth        | # of Youth           | # of Youth                   | # of Youth | Months |
| D1   | Clay      | 11-13      | 2                   | 1                     | 0                 | 0                 | 0                    | 0                            | 0          | 0      |
|  |           | 14-15      | 2                   | 1                     | 1                 | 0                 | 2                    | 1                            | 12         |        |
|  |           | 16         | 1                   | 0                     | 0                 | 0                 | 1                    | 1                            | 12         |        |
|  |           | 18         | 0                   | 0                     | 0                 | 0                 | 0                    | 1                            | 34         |        |
|  | Fillmore  | 11-13      | 1                   | 0                     | 0                 | 0                 | 3                    | 1                            | 17         |        |
|  |           | 14-15      | 1                   | 1                     | 1                 | 0                 | 2                    | 2                            | 26         |        |
|  |           | 16         | 1                   | 0                     | 0                 | 0                 | 0                    | 0                            | 0          |        |
|  |           | 17         | 0                   | 0                     | 0                 | 0                 | 1                    | 2                            | 37         |        |
|  |           | 18         | 0                   | 0                     | 0                 | 0                 | 0                    | 3                            | 18         |        |
|  | Gage      | 10 & under | 0                   | 0                     | 0                 | 0                 | 1                    | 0                            | 0          |        |
|  |           | 11-13      | 8                   | 3                     | 0                 | 0                 | 4                    | 2                            | 6          |        |
|  |           | 14-15      | 10                  | 6                     | 2                 | 0                 | 11                   | 5                            | 13         |        |
|  |           | 16         | 11                  | 3                     | 4                 | 0                 | 9                    | 10                           | 8          |        |
|  |           | 17         | 8                   | 1                     | 3                 | 0                 | 7                    | 12                           | 10         |        |
|  |           | 18         | 0                   | 0                     | 0                 | 0                 | 1                    | 15                           | 8          |        |
|  | Jefferson | 10 & Under | 1                   | 0                     | 0                 | 0                 | 1                    | 0                            | 0          |        |
|  |           | 11-13      | 6                   | 3                     | 1                 | 0                 | 7                    | 1                            | 8          |        |
|  |           | 14-15      | 3                   | 1                     | 1                 | 0                 | 3                    | 9                            | 11         |        |
|  |           | 16         | 2                   | 1                     | 0                 | 0                 | 0                    | 1                            | 10         |        |
|  |           | 17         | 1                   | 0                     | 0                 | 0                 | 0                    | 1                            | 6          |        |
|  |           | 18         | 0                   | 0                     | 0                 | 0                 | 0                    | 1                            | 11         |        |



# District 1

| Juvenile Probation Activity - Youth by Age Group |              |        |                     |                       |                   |                   |                      |                              |            |
|--|--------------|--------|---------------------|-----------------------|-------------------|-------------------|----------------------|------------------------------|------------|
| County   |              |        |                     |                       |                   |                   |                      |                              |            |
| District   | County       | Cohort | Placed on Probation | Out-of-home Placement | Motions to Revoke | Probation Revoked | Satisfactory Release | Average Length of Probation* |            |
|  |              |        | # of Youth          | # of Youth            | # of Youth        | # of Youth        | # of Youth           | # of Youth                   | # of Youth |
| D1 Continued                                     | Johnson      | 11-13  | 1                   | 0                     | 0                 | 0                 | 1                    | 1                            | 5          |
|  |              | 14-15  | 1                   | 1                     | 0                 | 0                 | 1                    | 0                            | 0          |
|  |              | 16     | 2                   | 0                     | 0                 | 0                 | 1                    | 1                            | 13         |
|  |              | 17     | 0                   | 0                     | 0                 | 0                 | 0                    | 1                            | 11         |
|  |              | 18     | 0                   | 0                     | 0                 | 0                 | 0                    | 2                            | 16         |
|  | Nemaha       | 11-13  | 0                   | 0                     | 0                 | 0                 | 1                    | 1                            | 7          |
|  |              | 14-15  | 3                   | 1                     | 0                 | 2                 | 1                    | 1                            | 13         |
|  |              | 16     | 1                   | 0                     | 0                 | 0                 | 0                    | 2                            | 11         |
|  |              | 17     | 0                   | 0                     | 0                 | 0                 | 2                    | 3                            | 8          |
|  |              | 18     | 0                   | 0                     | 0                 | 0                 | 0                    | 5                            | 14         |
|  | Nuckolls     | 11-13  | 1                   | 1                     | 0                 | 0                 | 1                    | 0                            | 0          |
|  |              | 14-15  | 0                   | 1                     | 0                 | 0                 | 2                    | 3                            | 6          |
|  |              | 17     | 0                   | 0                     | 0                 | 0                 | 0                    | 2                            | 14         |
|  | Out of State | 11-13  | 0                   | 0                     | 0                 | 0                 | 0                    | 1                            | 5          |
|  |              | 14-15  | 0                   | 0                     | 0                 | 0                 | 1                    | 0                            | 0          |
|  |              | 18     | 0                   | 0                     | 0                 | 0                 | 0                    | 1                            | 36         |
|  | Pawnee       | 14-15  | 0                   | 1                     | 0                 | 0                 | 0                    | 0                            | 0          |
|  |              | 16     | 1                   | 0                     | 0                 | 0                 | 1                    | 0                            | 0          |
|  |              | 18     | 0                   | 0                     | 0                 | 0                 | 0                    | 1                            | 0          |
|  | Richardson   | 11-13  | 0                   | 0                     | 0                 | 0                 | 1                    | 0                            | 0          |
|  |              | 14-15  | 1                   | 1                     | 1                 | 0                 | 4                    | 3                            | 9          |
|  |              | 16     | 3                   | 0                     | 1                 | 0                 | 1                    | 1                            | 7          |
|  |              | 17     | 5                   | 1                     | 1                 | 0                 | 4                    | 0                            | 0          |
|  |              | 18     | 0                   | 0                     | 0                 | 0                 | 0                    | 6                            | 11         |
|  | Saline       | 11-13  | 2                   | 6                     | 2                 | 0                 | 5                    | 0                            | 0          |
|  |              | 14-15  | 8                   | 4                     | 2                 | 1                 | 7                    | 8                            | 10         |
|  |              | 16     | 6                   | 2                     | 3                 | 0                 | 4                    | 5                            | 10         |
|  |              | 17     | 3                   | 0                     | 0                 | 0                 | 1                    | 6                            | 11         |
|  |              | 18     | 0                   | 0                     | 0                 | 0                 | 0                    | 3                            | 13         |
|  | Thayer       | 11-13  | 1                   | 0                     | 0                 | 0                 | 0                    | 0                            | 0          |
| 14-15  |              | 2      | 1                   | 0                     | 0                 | 1                 | 0                    | 0                            |            |
| 16   |              | 0      | 0                   | 0                     | 0                 | 0                 | 1                    | 8                            |            |
| 17   |              | 1      | 0                   | 0                     | 0                 | 1                 | 1                    | 10                           |            |
| 18   |              | 0      | 0                   | 0                     | 0                 | 0                 | 1                    | 6                            |            |

# District 1

## Juvenile Probation Activity - Youth by Gender County

| District | County       | Cohort | Placed on Probation | Out-of-home Placement | Motions to Revoke | Probation Revoked | Satisfactory Release | Average Length of Probation* |        |
|----------|--------------|--------|---------------------|-----------------------|-------------------|-------------------|----------------------|------------------------------|--------|
|          |              |        | # of Youth          | # of Youth            | # of Youth        | # of Youth        | # of Youth           | # of Youth                   | Months |
| D1       | Clay         | Female | 2                   | 1                     | 0                 | 0                 | 0                    | 0                            | 0      |
|          |              | Male   | 3                   | 1                     | 1                 | 0                 | 3                    | 3                            | 19     |
|          | Fillmore     | Female | 1                   | 0                     | 0                 | 0                 | 3                    | 3                            | 14     |
|          |              | Male   | 2                   | 1                     | 1                 | 0                 | 3                    | 5                            | 31     |
|          | Gage         | Female | 9                   | 5                     | 3                 | 0                 | 13                   | 17                           | 9      |
|          |              | Male   | 28                  | 8                     | 6                 | 0                 | 20                   | 27                           | 9      |
|          | Jefferson    | Female | 6                   | 3                     | 2                 | 0                 | 2                    | 2                            | 21     |
|          |              | Male   | 7                   | 2                     | 0                 | 0                 | 9                    | 11                           | 8      |
|          | Johnson      | Male   | 4                   | 1                     | 0                 | 0                 | 3                    | 5                            | 12     |
|          | Nemaha       | Female | 0                   | 0                     | 0                 | 0                 | 2                    | 4                            | 12     |
|          |              | Male   | 4                   | 1                     | 0                 | 2                 | 2                    | 8                            | 11     |
|          | Nuckolls     | Female | 1                   | 1                     | 0                 | 0                 | 3                    | 4                            | 9      |
|          |              | Male   | 0                   | 1                     | 0                 | 0                 | 0                    | 1                            | 9      |
|          | Out of State | Female | 0                   | 0                     | 0                 | 0                 | 0                    | 1                            | 5      |
|          |              | Male   | 0                   | 0                     | 0                 | 0                 | 1                    | 1                            | 36     |
|          | Pawnee       | Female | 1                   | 1                     | 0                 | 0                 | 1                    | 1                            | 0      |
|          | Richardson   | Female | 2                   | 1                     | 2                 | 0                 | 1                    | 1                            | 19     |
|          |              | Male   | 7                   | 1                     | 1                 | 0                 | 9                    | 9                            | 9      |
|          | Saline       | Female | 5                   | 3                     | 1                 | 1                 | 5                    | 7                            | 12     |
|          |              | Male   | 14                  | 9                     | 6                 | 0                 | 12                   | 15                           | 10     |
| Thayer   | Female       | 1      | 0                   | 0                     | 0                 | 1                 | 1                    | 6                            |        |
|          | Male         | 3      | 1                   | 0                     | 0                 | 1                 | 2                    | 9                            |        |

# District 1

## Juvenile Probation Activity - Youth by Race County

| District | County       | Cohort         | Placed on Probation | Out-of-home Placement | Motions to Revoke | Probation Revoked | Satisfactory Release | Average Length of Probation* |            |
|----------|--------------|----------------|---------------------|-----------------------|-------------------|-------------------|----------------------|------------------------------|------------|
|          |              |                | # of Youth          | # of Youth            | # of Youth        | # of Youth        | # of Youth           | # of Youth                   | # of Youth |
| D1       | Clay         | White          | 4                   | 1                     | 0                 | 0                 | 2                    | 2                            | 23         |
|          |              | Other          | 1                   | 1                     | 1                 | 0                 | 1                    | 1                            | 12         |
|          | Fillmore     | White          | 2                   | 1                     | 1                 | 0                 | 6                    | 8                            | 25         |
|          |              | Fillmore Other |                     | 1                     | 0                 | 0                 | 0                    | 0                            | 0          |
|          | Gage         | Am. Indian     | 0                   | 0                     | 0                 | 0                 | 1                    | 1                            | 9          |
|          |              | Asian/P. I.    | 1                   | 0                     | 1                 | 0                 | 0                    | 0                            | 0          |
|          |              | Black          | 1                   | 0                     | 0                 | 0                 | 1                    | 1                            | 19         |
|          |              | White          | 35                  | 13                    | 8                 | 0                 | 29                   | 40                           | 9          |
|          |              | Other          | 0                   | 0                     | 0                 | 0                 | 2                    | 2                            | 8          |
|          | Jefferson    | White          | 9                   | 5                     | 1                 | 0                 | 11                   | 12                           | 10         |
|          |              | Other          | 4                   | 0                     | 1                 | 0                 | 0                    | 1                            | 7          |
|          |              | Black          | 0                   | 0                     | 0                 | 0                 | 1                    | 1                            | 11         |
|          |              | White          | 4                   | 1                     | 0                 | 0                 | 2                    | 4                            | 13         |
|          | Nemaha       | White          | 4                   | 1                     | 0                 | 2                 | 4                    | 12                           | 12         |
|          | Nuckolls     | White          | 1                   | 2                     | 0                 | 0                 | 3                    | 5                            | 9          |
|          | Out of State | White          | 0                   | 0                     | 0                 | 0                 | 1                    | 2                            | 21         |
|          | Pawnee       | White          | 1                   | 1                     | 0                 | 0                 | 1                    | 1                            | 0          |
|          | Richardson   | White          | 9                   | 2                     | 3                 | 0                 | 10                   | 10                           | 10         |
|          | Saline       | Am. Indian     | 0                   | 0                     | 0                 | 0                 | 1                    | 1                            | 9          |
|          |              | Black          | 3                   | 1                     | 1                 | 1                 | 0                    | 1                            | 9          |
|          |              | White          | 7                   | 7                     | 2                 | 0                 | 7                    | 9                            | 11         |
|          |              | Other          | 9                   | 4                     | 4                 | 0                 | 9                    | 11                           | 11         |
|          | Thayer       | White          | 3                   | 1                     | 0                 | 0                 | 2                    | 3                            | 8          |
| Other    |              | 1              | 0                   | 0                     | 0                 | 0                 | 0                    | 0                            |            |

# District 1

## Juvenile Probation Activity - Youth by Ethnicity County

| District | County       | Cohort          | Placed on Probation | Out-of-home Placement | Motions to Revoke | Probation Revoked | Satisfactory Release | Average Length of Probation* |        |
|----------|--------------|-----------------|---------------------|-----------------------|-------------------|-------------------|----------------------|------------------------------|--------|
|          |              |                 | # of Youth          | # of Youth            | # of Youth        | # of Youth        | # of Youth           | # of Youth                   | Months |
| D1       | Clay         | Hispanic Origin | 1                   | 1                     | 1                 | 0                 | 1                    | 1                            | 12     |
|          | Clay         | Non-Hispanic    | 4                   | 1                     | 0                 | 0                 | 2                    | 2                            | 23     |
|          | Fillmore     | Hispanic Origin | 1                   | 0                     | 0                 | 0                 | 0                    | 0                            | 0      |
|          | Fillmore     | Non-Hispanic    | 2                   | 1                     | 1                 | 0                 | 6                    | 8                            | 25     |
|          | Gage         | Hispanic Origin | 1                   | 1                     | 0                 | 0                 | 2                    | 2                            | 8      |
|          | Gage         | Non-Hispanic    | 36                  | 12                    | 9                 | 0                 | 31                   | 42                           | 9      |
|          | Jefferson    | Hispanic Origin | 2                   | 0                     | 0                 | 0                 | 0                    | 1                            | 7      |
|          | Jefferson    | Non-Hispanic    | 11                  | 5                     | 2                 | 0                 | 11                   | 12                           | 10     |
|          | Johnson      | Non-Hispanic    | 4                   | 1                     | 0                 | 0                 | 3                    | 5                            | 12     |
|          | Nemaha       | Non-Hispanic    | 4                   | 1                     | 0                 | 2                 | 4                    | 12                           | 12     |
|          | Nuckolls     | Non-Hispanic    | 1                   | 2                     | 0                 | 0                 | 3                    | 5                            | 9      |
|          | Out of State | Non-Hispanic    | 0                   | 0                     | 0                 | 0                 | 1                    | 2                            | 21     |
|          | Pawnee       | Non-Hispanic    | 1                   | 1                     | 0                 | 0                 | 1                    | 1                            | 0      |
|          | Richardson   | Non-Hispanic    | 9                   | 2                     | 3                 | 0                 | 10                   | 10                           | 10     |
|          | Saline       | Hispanic Origin | 10                  | 4                     | 4                 | 0                 | 11                   | 13                           | 11     |
|          | Saline       | Non-Hispanic    | 9                   | 8                     | 3                 | 1                 | 6                    | 9                            | 9      |
| Thayer   | Non-Hispanic | 4               | 1                   | 0                     | 0                 | 2                 | 3                    | 8                            |        |

# District 1

## Part (e) Juveniles With Access to Counsel

*Nebraska Revised Statute 24-1007 (e) juveniles with and without access to counsel in juvenile and adult court, both appointed and retained.*

The Juveniles with Access to Counsel table displays the percent of juveniles represented by an attorney in criminal cases from county court and district court and juvenile cases from county court and separate juvenile court. Data includes new cases filed and cases transferred from one county to another during calendar year 2015. Cases filed in 2015 may not have reached the sentencing/adjudication stage of proceedings.

| Juveniles With Access to Counsel<br>District |                     |            |                                     |                      |                   |                   |                                     |                      |                   |                   |     |
|--|---------------------|------------|-------------------------------------|----------------------|-------------------|-------------------|-------------------------------------|----------------------|-------------------|-------------------|-----|
| District                                     | Demo-<br>graphic    | Cohort     | Criminal Court Cases                |                      |                   |                   | Juvenile Court Cases                |                      |                   |                   |     |
|  |                     |            | Total<br>Criminal<br>Court<br>Cases | # Without<br>Counsel | # With<br>Counsel | % With<br>Counsel | Total<br>Juvenile<br>Court<br>Cases | # Without<br>Counsel | # With<br>Counsel | % With<br>Counsel |     |
| D1   | Age Group           | 10 & under | 0                                   | 0                    | 0                 | 0%                | 4                                   | 3                    | 1                 | 25%               |     |
|  |                     | 11-13      | 0                                   | 0                    | 0                 | 0%                | 42                                  | 26                   | 16                | 38%               |     |
|  |                     | 14-15      | 1                                   | 1                    | 0                 | 0%                | 97                                  | 68                   | 29                | 30%               |     |
|  |                     | 16         | 12                                  | 9                    | 3                 | 25%               | 91                                  | 59                   | 32                | 35%               |     |
|  |                     | 17         | 37                                  | 27                   | 10                | 27%               | 91                                  | 54                   | 37                | 41%               |     |
|  | Gender              | Female     | 10                                  | 10                   | 0                 | 0%                | 97                                  | 72                   | 25                | 26%               |     |
|  |                     | Male       | 31                                  | 23                   | 8                 | 26%               | 210                                 | 125                  | 85                | 40%               |     |
|  |                     | Unknown    | 9                                   | 4                    | 5                 | 56%               | 18                                  | 13                   | 5                 | 28%               |     |
|  | Race/Eth-<br>nicity | Am. Indian | 0                                   | 0                    | 0                 | 0%                | 1                                   | 1                    | 0                 | 0%                |     |
|  |                     | Black      | 0                                   | 0                    | 0                 | 0%                | 9                                   | 6                    | 3                 | 33%               |     |
|  |                     | Hispanic   | 7                                   | 4                    | 3                 | 43%               | 34                                  | 22                   | 12                | 35%               |     |
|  |                     | White      | 24                                  | 22                   | 2                 | 8%                | 64                                  | 40                   | 24                | 38%               |     |
|  |                     | Unknown    | 19                                  | 11                   | 8                 | 42%               | 217                                 | 141                  | 76                | 35%               |     |
|  | District Total      |            |                                     | 50                   | 37                | 13                | 26%                                 | 315                  | 203               | 112               | 36% |

# District 1

## Juveniles With Access to Counsel by Age Group County

| District | County      | Cohort     | Criminal Court Cases |                   |                |                | Juvenile Court Cases |                   |                |                |
|----------|-------------|------------|----------------------|-------------------|----------------|----------------|----------------------|-------------------|----------------|----------------|
|          |             |            | Total Cases          | # Without Counsel | # With Counsel | % With Counsel | Total Cases          | # Without Counsel | # With Counsel | % With Counsel |
| D1       | Fillmore    | 17         | 1                    | 0                 | 1              | 100%           | 0                    | 0                 | 0              | 0%             |
|          | Gage        | 11-13      | 0                    | 0                 | 0              | 0%             | 19                   | 11                | 8              | 42%            |
|          |             | 14-15      | 0                    | 0                 | 0              | 0%             | 44                   | 30                | 14             | 32%            |
|          |             | 16         | 4                    | 1                 | 3              | 75%            | 28                   | 17                | 11             | 39%            |
|          |             | 17         | 5                    | 4                 | 1              | 20%            | 44                   | 26                | 18             | 41%            |
|          | Jefferson   | 10 & under | 0                    | 0                 | 0              | 0%             | 1                    | 0                 | 1              | 100%           |
|          |             | 11-13      | 0                    | 0                 | 0              | 0%             | 13                   | 9                 | 4              | 31%            |
|          |             | 14-15      | 0                    | 0                 | 0              | 0%             | 14                   | 12                | 2              | 14%            |
|          |             | 16         | 1                    | 1                 | 0              | 0%             | 12                   | 8                 | 4              | 33%            |
|          |             | 17         | 9                    | 6                 | 3              | 33%            | 18                   | 9                 | 9              | 50%            |
|          | Johnson     | 11-13      | 0                    | 0                 | 0              | 0%             | 1                    | 0                 | 1              | 100%           |
|          |             | 14-15      | 0                    | 0                 | 0              | 0%             | 4                    | 3                 | 1              | 25%            |
|          |             | 16         | 0                    | 0                 | 0              | 0%             | 4                    | 3                 | 1              | 25%            |
|          |             | 17         | 1                    | 1                 | 0              | 0%             | 1                    | 1                 | 0              | 0%             |
|          | Nemaha      | 14-15      | 0                    | 0                 | 0              | 0%             | 2                    | 2                 | 0              | 0%             |
|          |             | 16         | 2                    | 2                 | 0              | 0%             | 3                    | 0                 | 3              | 100%           |
|          |             | 17         | 4                    | 4                 | 0              | 0%             | 2                    | 2                 | 0              | 0%             |
|          | Pawnee      | 11-13      | 0                    | 0                 | 0              | 0%             | 1                    | 1                 | 0              | 0%             |
|          |             | 16         | 1                    | 1                 | 0              | 0%             | 3                    | 3                 | 0              | 0%             |
|          | Richard-son | 10 & under | 0                    | 0                 | 0              | 0%             | 1                    | 1                 | 0              | 0%             |
|          |             | 14-15      | 1                    | 1                 | 0              | 0%             | 5                    | 5                 | 0              | 0%             |
|          |             | 16         | 0                    | 0                 | 0              | 0%             | 6                    | 6                 | 0              | 0%             |
|          |             | 17         | 2                    | 2                 | 0              | 0%             | 5                    | 2                 | 3              | 60%            |
|          | Saline      | 10 & under | 0                    | 0                 | 0              | 0%             | 1                    | 1                 | 0              | 0%             |
|          |             | 11-13      | 0                    | 0                 | 0              | 0%             | 5                    | 2                 | 3              | 60%            |
|          |             | 14-15      | 0                    | 0                 | 0              | 0%             | 20                   | 10                | 10             | 50%            |
|          |             | 16         | 4                    | 4                 | 0              | 0%             | 29                   | 16                | 13             | 45%            |
|          |             | 17         | 14                   | 9                 | 5              | 36%            | 16                   | 11                | 5              | 31%            |
|          | Thayer      | 10 & under | 0                    | 0                 | 0              | 0%             | 1                    | 1                 | 0              | 0%             |
|          |             | 11-13      | 0                    | 0                 | 0              | 0%             | 3                    | 3                 | 0              | 0%             |
| 14-15    |             | 0          | 0                    | 0                 | 0%             | 8              | 6                    | 2                 | 25%            |                |
| 16       |             | 0          | 0                    | 0                 | 0%             | 6              | 6                    | 0                 | 0%             |                |
| 17       |             | 1          | 1                    | 0                 | 0%             | 5              | 3                    | 2                 | 40%            |                |

# District 1

## Juveniles With Access to Counsel by Gender County

| District | County     | Cohort  | Criminal Court Cases |                   |                |                | Juvenile Court Cases |                   |                |                |
|----------|------------|---------|----------------------|-------------------|----------------|----------------|----------------------|-------------------|----------------|----------------|
|          |            |         | Total Cases          | # Without Counsel | # With Counsel | % With Counsel | Total Cases          | # Without Counsel | # With Counsel | % With Counsel |
| D1       | Fillmore   | Unknown | 1                    | 0                 | 1              | 100%           | 0                    | 0                 | 0              | 0%             |
|          | Gage       | Female  | 0                    | 0                 | 0              | 0%             | 53                   | 38                | 15             | 28%            |
|          |            | Male    | 4                    | 3                 | 1              | 25%            | 82                   | 46                | 36             | 44%            |
|          |            | Unknown | 5                    | 2                 | 3              | 60%            | 0                    | 0                 | 0              | 0%             |
|          | Jefferson  | Female  | 1                    | 1                 | 0              | 0%             | 14                   | 10                | 4              | 29%            |
|          |            | Male    | 6                    | 4                 | 2              | 33%            | 38                   | 24                | 14             | 37%            |
|          |            | Unknown | 3                    | 2                 | 1              | 33%            | 6                    | 4                 | 2              | 33%            |
|          | Johnson    | Male    | 1                    | 1                 | 0              | 0%             | 8                    | 6                 | 2              | 25%            |
|          |            | Unknown | 0                    | 0                 | 0              | 0%             | 2                    | 1                 | 1              | 50%            |
|          | Nemaha     | Female  | 1                    | 1                 | 0              | 0%             | 2                    | 2                 | 0              | 0%             |
|          |            | Male    | 5                    | 5                 | 0              | 0%             | 5                    | 2                 | 3              | 60%            |
|          | Pawnee     | Female  | 1                    | 1                 | 0              | 0%             | 1                    | 1                 | 0              | 0%             |
|          |            | Male    | 0                    | 0                 | 0              | 0%             | 3                    | 3                 | 0              | 0%             |
|          | Richardson | Female  | 2                    | 2                 | 0              | 0%             | 2                    | 0                 | 2              | 100%           |
|          |            | Male    | 1                    | 1                 | 0              | 0%             | 15                   | 14                | 1              | 7%             |
|          | Saline     | Female  | 5                    | 5                 | 0              | 0%             | 19                   | 15                | 4              | 21%            |
|          |            | Male    | 13                   | 8                 | 5              | 38%            | 51                   | 24                | 27             | 53%            |
|          |            | Unknown | 0                    | 0                 | 0              | 0%             | 1                    | 1                 | 0              | 0%             |
|          | Thayer     | Female  | 0                    | 0                 | 0              | 0%             | 6                    | 6                 | 0              | 0%             |
|          |            | Male    | 1                    | 1                 | 0              | 0%             | 8                    | 6                 | 2              | 25%            |
|          |            | Unknown | 0                    | 0                 | 0              | 0%             | 9                    | 7                 | 2              | 22%            |

# District 1

## Juveniles With Access to Counsel by Race/Ethnicity County

| District | County     | Cohort     | Criminal Court Cases |                   |                |                | Juvenile Court Cases |                   |                |                |
|----------|------------|------------|----------------------|-------------------|----------------|----------------|----------------------|-------------------|----------------|----------------|
|          |            |            | Total Cases          | # Without Counsel | # With Counsel | % With Counsel | Total Cases          | # Without Counsel | # With Counsel | % With Counsel |
| D1       | Fillmore   | Unknown    | 1                    | 0                 | 1              | 100%           | 0                    | 0                 | 0              | 0%             |
|          | Gage       | Black      | 0                    | 0                 | 0              | 0%             | 3                    | 0                 | 3              | 100%           |
|          |            | Hispanic   | 0                    | 0                 | 0              | 0%             | 2                    | 1                 | 1              | 50%            |
|          |            | White      | 4                    | 3                 | 1              | 25%            | 3                    | 1                 | 2              | 67%            |
|          |            | Unknown    | 5                    | 2                 | 3              | 60%            | 127                  | 82                | 45             | 35%            |
|          | Jefferson  | White      | 2                    | 1                 | 1              | 50%            | 15                   | 11                | 4              | 27%            |
|          |            | Unknown    | 8                    | 6                 | 2              | 25%            | 43                   | 27                | 16             | 37%            |
|          | Johnson    | Hispanic   | 0                    | 0                 | 0              | 0%             | 1                    | 1                 | 0              | 0%             |
|          |            | White      | 1                    | 1                 | 0              | 0%             | 6                    | 5                 | 1              | 17%            |
|          |            | Unknown    | 0                    | 0                 | 0              | 0%             | 3                    | 1                 | 2              | 67%            |
|          | Nemaha     | White      | 5                    | 5                 | 0              | 0%             | 6                    | 3                 | 3              | 50%            |
|          |            | Unknown    | 1                    | 1                 | 0              | 0%             | 1                    | 1                 | 0              | 0%             |
|          | Pawnee     | White      | 1                    | 1                 | 0              | 0%             | 1                    | 1                 | 0              | 0%             |
|          |            | Unknown    | 0                    | 0                 | 0              | 0%             | 3                    | 3                 | 0              | 0%             |
|          | Richardson | White      | 3                    | 3                 | 0              | 0%             | 10                   | 9                 | 1              | 10%            |
|          |            | Unknown    | 0                    | 0                 | 0              | 0%             | 7                    | 5                 | 2              | 29%            |
|          | Saline     | Am. Indian | 0                    | 0                 | 0              | 0%             | 1                    | 1                 | 0              | 0%             |
|          |            | Black      | 0                    | 0                 | 0              | 0%             | 6                    | 6                 | 0              | 0%             |
|          |            | Hispanic   | 7                    | 4                 | 3              | 43%            | 31                   | 20                | 11             | 35%            |
|          |            | White      | 7                    | 7                 | 0              | 0%             | 21                   | 8                 | 13             | 62%            |
|          |            | Unknown    | 4                    | 2                 | 2              | 50%            | 12                   | 5                 | 7              | 58%            |
|          | Thayer     | White      | 1                    | 1                 | 0              | 0%             | 2                    | 2                 | 0              | 0%             |
|          |            | Unknown    | 0                    | 0                 | 0              | 0%             | 21                   | 17                | 4              | 19%            |



## District 2

### Part (a) Adjudication of Juvenile Petitions

*Nebraska Revised Statute 24-1007 (a) Juveniles prosecuted in juvenile court under subdivision (1), (2), (3), or (4) of section 43-247, including the total number of filings and adjudications.*

The Juvenile Petitions and Adjudications tables report the number of new juvenile cases and corresponding percent of adjudications by case type and demographic for cases filed in 2015. The data consists of both county court and separate juvenile court cases. Cases with multiple charges, pleas or findings are counted once per case. Supplemental petitions are not included in this data set. Cases filed in November or December of 2015 may not have reached the adjudication stage of proceedings.

| Number of Juvenile Cases and Adjudication by Case Type<br>District |                  |                 |            |            |                |            |            |             |            |            |            |            |            |
|--|------------------|-----------------|------------|------------|----------------|------------|------------|-------------|------------|------------|------------|------------|------------|
| District   | Demo-<br>graphic | Traffic Offense |            |            | Status Offense |            |            | Misdemeanor |            |            | Felony     |            |            |
|  |                  | #<br>Cases      | #<br>Admit | %<br>Admit | #<br>Cases     | #<br>Admit | %<br>Admit | #<br>Cases  | #<br>Admit | %<br>Admit | #<br>Cases | #<br>Admit | %<br>Admit |
| D2   | 10 & under       | 0               | 0          | 0%         | 0              | 0          | 0%         | 1           | 0          | 0%         | 0          | 0          | 0%         |
|  | 11-13            | 0               | 0          | 0%         | 5              | 0          | 0%         | 21          | 10         | 48%        | 4          | 0          | 0%         |
|  | 14-15            | 1               | 1          | 100%       | 15             | 7          | 47%        | 98          | 54         | 55%        | 20         | 11         | 55%        |
|  | 16               | 2               | 0          | 0%         | 24             | 15         | 63%        | 124         | 91         | 73%        | 26         | 19         | 73%        |
|  | 17               | 0               | 0          | 0%         | 15             | 7          | 47%        | 123         | 74         | 60%        | 13         | 11         | 85%        |
|  | Female           | 1               | 0          | 0%         | 27             | 10         | 37%        | 117         | 76         | 65%        | 11         | 6          | 55%        |
|  | Male             | 2               | 1          | 50%        | 30             | 18         | 60%        | 242         | 149        | 62%        | 51         | 34         | 67%        |
|  | Unknown          | 0               | 0          | 0%         | 2              | 1          | 50%        | 8           | 4          | 50%        | 1          | 1          | 100%       |
|  | Am. Indian       | 0               | 0          | 0%         | 2              | 1          | 50%        | 3           | 2          | 67%        | 0          | 0          | 0%         |
|  | Asian/P. I.      | 0               | 0          | 0%         | 0              | 0          | 0%         | 1           | 1          | 100%       | 0          | 0          | 0%         |
|  | Black            | 0               | 0          | 0%         | 3              | 3          | 100%       | 33          | 17         | 52%        | 6          | 4          | 67%        |
|  | Hispanic         | 0               | 0          | 0%         | 1              | 0          | 0%         | 3           | 3          | 100%       | 0          | 0          | 0%         |
|  | White            | 3               | 1          | 33%        | 19             | 8          | 42%        | 216         | 148        | 69%        | 36         | 21         | 58%        |
|  | Other            | 0               | 0          | 0%         | 0              | 0          | 0%         | 19          | 10         | 53%        | 1          | 1          | 100%       |
| Unknown  | 0                | 0               | 0%         | 34         | 17             | 50%        | 92         | 48          | 52%        | 20         | 15         | 75%        |            |
| District Total   |                  | 3               | 1          | 33%        | 59             | 29         | 49%        | 367         | 229        | 62%        | 63         | 41         | 65%        |

## District 2

### Juvenile Cases and Adjudication by Case Type and Age Group County

| District | County | Age Group  | Traffic Offense |         |         | Status Offense |         |         | Misdemeanor |         |         | Felony  |         |         |
|----------|--------|------------|-----------------|---------|---------|----------------|---------|---------|-------------|---------|---------|---------|---------|---------|
|          |        |            | # Cases         | # Admit | % Admit | # Cases        | # Admit | % Admit | # Cases     | # Admit | % Admit | # Cases | # Admit | % Admit |
| D2       | Cass   | 10 & under | 0               | 0       | 0%      | 0              | 0       | 0%      | 1           | 0       | 0%      | 0       | 0       | 0%      |
|          |        | 11-13      | 0               | 0       | 0%      | 4              | 0       | 0%      | 7           | 5       | 71%     | 1       | 0       | 0%      |
|          |        | 14-15      | 0               | 0       | 0%      | 2              | 1       | 50%     | 14          | 6       | 43%     | 4       | 2       | 50%     |
|          |        | 16         | 0               | 0       | 0%      | 6              | 5       | 83%     | 13          | 12      | 92%     | 4       | 3       | 75%     |
|          |        | 17         | 0               | 0       | 0%      | 3              | 2       | 67%     | 21          | 12      | 57%     | 3       | 3       | 100%    |
|          | Otoe   | 11-13      | 0               | 0       | 0%      | 1              | 0       | 0%      | 3           | 0       | 0%      | 0       | 0       | 0%      |
|          |        | 14-15      | 0               | 0       | 0%      | 4              | 1       | 25%     | 11          | 1       | 9%      | 3       | 3       | 100%    |
|          |        | 16         | 0               | 0       | 0%      | 4              | 1       | 25%     | 15          | 9       | 60%     | 3       | 2       | 67%     |
|          |        | 17         | 0               | 0       | 0%      | 5              | 1       | 20%     | 14          | 6       | 43%     | 3       | 2       | 67%     |
|          | Sarpy  | 11-13      | 0               | 0       | 0%      | 0              | 0       | 0%      | 11          | 5       | 45%     | 3       | 0       | 0%      |
|          |        | 14-15      | 1               | 1       | 100%    | 9              | 5       | 56%     | 73          | 47      | 64%     | 13      | 6       | 46%     |
|          |        | 16         | 2               | 0       | 0%      | 14             | 9       | 64%     | 96          | 70      | 73%     | 19      | 14      | 74%     |
|          |        | 17         | 0               | 0       | 0%      | 7              | 4       | 57%     | 88          | 56      | 64%     | 7       | 6       | 86%     |

### Juvenile Cases and Adjudication by Case Type and Gender County

| District | County | Gender  | Traffic Offense |         |         | Status Offense |         |         | Misdemeanor |         |         | Felony  |         |         |
|----------|--------|---------|-----------------|---------|---------|----------------|---------|---------|-------------|---------|---------|---------|---------|---------|
|          |        |         | # Cases         | # Admit | % Admit | # Cases        | # Admit | % Admit | # Cases     | # Admit | % Admit | # Cases | # Admit | % Admit |
| D2       | Cass   | Female  | 0               | 0       | 0%      | 7              | 3       | 43%     | 20          | 14      | 70%     | 1       | 1       | 100%    |
|          |        | Male    | 0               | 0       | 0%      | 8              | 5       | 63%     | 35          | 21      | 60%     | 10      | 6       | 60%     |
|          |        | Unknown | 0               | 0       | 0%      | 0              | 0       | 0%      | 1           | 0       | 0%      | 1       | 1       | 100%    |
|          | Otoe   | Female  | 0               | 0       | 0%      | 6              | 1       | 17%     | 16          | 8       | 50%     | 1       | 1       | 100%    |
|          |        | Male    | 0               | 0       | 0%      | 6              | 1       | 17%     | 22          | 6       | 27%     | 8       | 6       | 75%     |
|          |        | Unknown | 0               | 0       | 0%      | 2              | 1       | 50%     | 5           | 2       | 40%     | 0       | 0       | 0%      |
|          | Sarpy  | Female  | 1               | 0       | 0%      | 14             | 6       | 43%     | 81          | 54      | 67%     | 9       | 4       | 44%     |
|          |        | Male    | 2               | 1       | 50%     | 16             | 12      | 75%     | 185         | 122     | 66%     | 33      | 22      | 67%     |
|          |        | Unknown | 0               | 0       | 0%      | 0              | 0       | 0%      | 2           | 2       | 100%    | 0       | 0       | 0%      |

## District 2

### Juvenile Cases and Adjudication by Case Type and Race/Ethnicity County

| District | County  | Race        | Traffic Offense |         |         | Status Offense |         |         | Misdemeanor |         |         | Felony  |         |         |
|----------|---------|-------------|-----------------|---------|---------|----------------|---------|---------|-------------|---------|---------|---------|---------|---------|
|          |         |             | # Cases         | # Admit | % Admit | # Cases        | # Admit | % Admit | # Cases     | # Admit | % Admit | # Cases | # Admit | % Admit |
| D2       | Cass    | Black       | 0               | 0       | 0%      | 0              | 0       | 0%      | 1           | 1       | 100%    | 0       | 0       | 0%      |
|          |         | Hispanic    | 0               | 0       | 0%      | 1              | 0       | 0%      | 2           | 2       | 100%    | 0       | 0       | 0%      |
|          |         | White       | 0               | 0       | 0%      | 6              | 4       | 67%     | 26          | 18      | 69%     | 7       | 5       | 71%     |
|          |         | Unknown     | 0               | 0       | 0%      | 8              | 4       | 50%     | 27          | 14      | 52%     | 5       | 3       | 60%     |
|          | Otoe    | White       | 0               | 0       | 0%      | 0              | 0       | 0%      | 7           | 5       | 71%     | 0       | 0       | 0%      |
|          |         | Unknown     | 0               | 0       | 0%      | 14             | 3       | 21%     | 36          | 11      | 31%     | 9       | 7       | 78%     |
|          | Sarpy   | Am. Indian  | 0               | 0       | 0%      | 2              | 1       | 50%     | 3           | 2       | 67%     | 0       | 0       | 0%      |
|          |         | Asian/P. I. | 0               | 0       | 0%      | 0              | 0       | 0%      | 1           | 1       | 100%    | 0       | 0       | 0%      |
|          |         | Black       | 0               | 0       | 0%      | 3              | 3       | 100%    | 32          | 16      | 50%     | 6       | 4       | 67%     |
|          |         | Hispanic    | 0               | 0       | 0%      | 0              | 0       | 0%      | 1           | 1       | 100%    | 0       | 0       | 0%      |
|          |         | White       | 3               | 1       | 33%     | 13             | 4       | 31%     | 183         | 125     | 68%     | 29      | 16      | 55%     |
|          |         | Other       | 0               | 0       | 0%      | 0              | 0       | 0%      | 19          | 10      | 53%     | 1       | 1       | 100%    |
|          | Unknown | 0           | 0               | 0%      | 12      | 10             | 83%     | 29      | 23          | 79%     | 6       | 5       | 83%     |         |

### Part (b) Juveniles Prosecuted in Adult Criminal Court - Case Type

*Nebraska Revised Statute 24-1007 (b) Juveniles prosecuted in adult criminal court for felonies, misdemeanors, and traffic offenses. The information shall include juveniles sentenced to terms in adult jails and prisons and juveniles placed on adult probation.*

Juveniles Prosecuted in Adult Criminal Court tables consist of criminal and traffic cases in county court and criminal cases in district court that reached the point of sentencing in 2015. Cases with multiple charges are counted once per case and reported as the most severe offense. Cases for juveniles ages 13 and below must be filed and stay in juvenile court; however, judges have the authority to allow these cases in criminal court. Therefore, only juveniles ages 14 through 17 at the time of the offense appear in adult criminal court data, with rare exceptions.

| Juveniles Prosecuted in Adult Criminal Court<br>by Case Type<br>District |                |         |           |             |         |             |             |             |        |             |
|--|----------------|---------|-----------|-------------|---------|-------------|-------------|-------------|--------|-------------|
| District   | Demographic    | Cohort  | All Cases |             | Traffic |             | Misdemeanor |             | Felony |             |
|  |                |         | #         | % of Total* | #       | % of Cohort | #           | % of Cohort | #      | % of Cohort |
| D2   | Age Group      | 16      | 2         | 12%         | 0       | 0%          | 0           | 0%          | 2      | 20%         |
|  |                | 17      | 15        | 88%         | 0       | 0%          | 7           | 100%        | 8      | 80%         |
|  | Gender         | Female  | 1         | 6%          | 0       | 0%          | 1           | 14%         | 0      | 0%          |
|  |                | Male    | 15        | 94%         | 0       | 0%          | 6           | 86%         | 9      | 100%        |
|  |                | Unknown | 1         |             | 0       |             | 0           |             | 1      |             |
|  | Race/Ethnicity | Black   | 2         | 13%         | 0       | 0%          | 1           | 14%         | 1      | 11%         |
|  |                | White   | 12        | 75%         | 0       | 0%          | 4           | 57%         | 8      | 89%         |
|  |                | Other   | 2         | 13%         | 0       | 0%          | 2           | 29%         | 0      | 0%          |
|  |                | Unknown | 1         |             | 0       |             | 0           |             | 1      |             |
|  | District Total |         |           | 17          | 100%    | 0           | 100%        | 7           | 100%   | 10          |

\*Percent of total cases is calculated using the valid percent within the demographic (cases with unknown gender or unknown race/ethnicity are not included).

## District 2

| Juveniles Prosecuted in Adult Criminal Court by Case Type and Age Group<br>County |        |        |           |         |             |         |
|---|--------|--------|-----------|---------|-------------|---------|
| District  | County | Cohort | All Cases | Traffic | Misdemeanor | Felony  |
|   |        |        | # Cases   | # Cases | # Cases     | # Cases |
| D2  | Cass   | 16     | 1         | 0       | 0           | 1       |
|   |        | 17     | 1         | 0       | 1           | 0       |
|   | Otoe   | 17     | 1         | 0       | 0           | 1       |
|   | Sarpy  | 16     | 1         | 0       | 0           | 1       |
|   |        | 17     | 13        | 0       | 6           | 7       |

| Juveniles Prosecuted in Adult Criminal Court by Case Type and Gender<br>County |        |         |           |         |             |         |
|--|--------|---------|-----------|---------|-------------|---------|
| District   | County | Cohort  | All Cases | Traffic | Misdemeanor | Felony  |
|  |        |         | # Cases   | # Cases | # Cases     | # Cases |
| D2   | Cass   | Male    | 2         | 0       | 1           | 1       |
|  | Otoe   | Unknown | 1         | 0       | 0           | 1       |
|  | Sarpy  | Female  | 1         | 0       | 1           | 0       |
|  |        | Male    | 13        | 0       | 5           | 8       |

| Juveniles Prosecuted in Adult Criminal Court by Case Type and Race/Ethnicity<br>County |        |         |           |         |             |         |
|--|--------|---------|-----------|---------|-------------|---------|
| District   | County | Cohort  | All Cases | Traffic | Misdemeanor | Felony  |
|  |        |         | # Cases   | # Cases | # Cases     | # Cases |
| D2   | Cass   | White   | 2         | 0       | 1           | 1       |
|  | Otoe   | Unknown | 1         | 0       | 0           | 1       |
|  | Sarpy  | Black   | 2         | 0       | 1           | 1       |
|  |        | White   | 10        | 0       | 3           | 7       |
|  |        | Other   | 2         | 0       | 2           | 0       |

Part (b) Juveniles Prosecuted in Adult Criminal Court - Sentence

*Nebraska Revised Statute 24-1007 (b) Juveniles prosecuted in adult criminal court for felonies, misdemeanors, and traffic offenses. The information shall include juveniles sentenced to terms in adult jails and prisons and juveniles placed on adult probation.*

Juveniles Prosecuted in Adult Criminal Court tables include criminal and traffic cases in county court and criminal cases in district court that reached the point of sentencing in 2015. If multiple sentencing types occur within a case (ex. probation/jail), all sentencing types are included.

| Juveniles Prosecuted in Adult Criminal Court<br>by Sentence<br>District |                |         |           |             |           |             |      |             |        |             |
|---|----------------|---------|-----------|-------------|-----------|-------------|------|-------------|--------|-------------|
| District  | Demographic    | Cohort  | All Cases |             | Probation |             | Jail |             | Prison |             |
|   |                |         | #         | % of Total* | #         | % of Cohort | #    | % of Cohort | #      | % of Cohort |
| D2  | Age Group      | 16      | 2         | 11%         | 0         | 0%          | 0    | 0%          | 2      | 100%        |
|   |                | 17      | 16        | 89%         | 8         | 50%         | 4    | 25%         | 4      | 25%         |
|   | Gender         | Female  | 1         | 6%          | 1         | 100%        | 0    | 0%          | 0      | 0%          |
|   |                | Male    | 16        | 94%         | 7         | 44%         | 4    | 25%         | 5      | 31%         |
|   |                | Unknown | 1         |             | 0         | 0%          | 0    | 0%          | 1      | 100%        |
|   | Race/Ethnicity | Black   | 2         | 12%         | 1         | 50%         | 0    | 0%          | 1      | 50%         |
|   |                | White   | 13        | 76%         | 5         | 38%         | 4    | 31%         | 4      | 31%         |
|   |                | Other   | 2         | 12%         | 2         | 100%        | 0    | 0%          | 0      | 0%          |
|   |                | Unknown | 1         |             | 0         | 0%          | 0    | 0%          | 1      | 100%        |
|   | District Total |         |           | 18          | 100%      | 0           | 0%   | 0           | 0%     | 0           |

\*Percent of total cases is calculated using the valid percent within demographic(cases with unknown gender or unknown race/ethnicity are not included).

## District 2

| Juveniles Prosecuted in Adult Criminal Court by Sentence and Age Group<br>County |        |        |           |           |         |         |
|--|--------|--------|-----------|-----------|---------|---------|
| District   | County | Cohort | All Cases | Probation | Jail    | Prison  |
|  |        |        | # Cases   | # Cases   | # Cases | # Cases |
| D2   | Cass   | 16     | 1         | 0         | 0       | 1       |
|  |        | 17     | 1         | 1         | 0       | 0       |
|  | Otoe   | 17     | 1         | 0         | 0       | 1       |
|  | Sarpy  | 16     | 1         | 0         | 0       | 1       |
|  |        | 17     | 14        | 7         | 4       | 3       |

| Juveniles Prosecuted in Adult Criminal Court by Sentence and Gender<br>County |        |         |           |           |         |         |
|---|--------|---------|-----------|-----------|---------|---------|
| District  | County | Cohort  | All Cases | Probation | Jail    | Prison  |
|   |        |         | # Cases   | # Cases   | # Cases | # Cases |
| D2  | Cass   | Male    | 2         | 1         | 0       | 1       |
|   | Otoe   | Unknown | 1         | 0         | 0       | 1       |
|   | Sarpy  | Female  | 1         | 1         | 0       | 0       |
|   |        | Male    | 14        | 6         | 4       | 4       |

| Juveniles Prosecuted in Adult Criminal Court by Sentence and Race/Ethnicity<br>County |        |         |           |           |         |         |
|---|--------|---------|-----------|-----------|---------|---------|
| District  | County | Cohort  | All Cases | Probation | Jail    | Prison  |
|   |        |         | # Cases   | # Cases   | # Cases | # Cases |
| D2  | Cass   | White   | 2         | 1         | 0       | 1       |
|   | Otoe   | Unknown | 1         | 0         | 0       | 1       |
|   | Sarpy  | Black   | 2         | 1         | 0       | 1       |
|   |        | White   | 11        | 4         | 4       | 3       |
|   |        | Other   | 2         | 2         | 0       | 0       |

## District 2

### Part (c) Motions to Transfer Courts and Transfers

*Nebraska Revised Statute 24-1007 (c) The number of motions to transfer and the number of cases transferred to adult court from juvenile court and from adult criminal court to juvenile court.*

The data for Motions to Transfer Cases and Cases Transferred consists of county court and district court adult criminal cases and county court and separate juvenile court juvenile cases within the same county. Motions to transfer cases and cases transferred that were entered in 2015 were included in the file. Cases may have been filed previously and transferred in 2015. There can be multiple motions to transfer a case and all are reported; transfers occur once per case.

| Motions to Transfer Courts and Transfers<br>District |                |         |                                  |      |             |    |                                  |      |             |      |
|--|----------------|---------|----------------------------------|------|-------------|----|----------------------------------|------|-------------|------|
| District   | Demographic    | Cohort  | Juvenile Court to<br>Adult Court |      |             |    | Adult Court to<br>Juvenile Court |      |             |      |
|  |                |         | Motion to Transfer               |      | Transferred |    | Motion to Transfer               |      | Transferred |      |
|  |                |         | #                                | %    | #           | %  | #                                | %    | #           | %    |
| D2   | Age Group      | 14-15   | 0                                | 0%   | 0           | 0% | 1                                | 17%  | 1           | 11%  |
|  |                | 16      | 0                                | 0%   | 0           | 0% | 2                                | 33%  | 1           | 11%  |
|  |                | 17      | 3                                | 100% | 0           | 0% | 3                                | 50%  | 7           | 78%  |
|  | Gender         | Female  | 0                                | 0%   | 0           | 0% | 0                                | 0%   | 2           | 22%  |
|  |                | Male    | 3                                | 100% | 0           | 0% | 5                                | 100% | 7           | 78%  |
|  |                | Unknown | 0                                |      | 0           |    | 1                                |      | 0           |      |
|  | Race/Ethnicity | Black   | 2                                | 100% | 0           | 0% | 0                                | 0%   | 0           | 0%   |
|  |                | White   | 0                                | 0%   | 0           | 0% | 5                                | 100% | 9           | 100% |
|  |                | Unknown | 1                                |      | 0           |    | 1                                |      | 0           |      |
|  | District Total |         |                                  | 3    | 100%        | 0  | 100%                             | 6    | 100%        | 9    |



## District 2

| Motions to Transfer Courts and Transfers by Age Group |        |        |                               |             |                               |             |
|---|--------|--------|-------------------------------|-------------|-------------------------------|-------------|
| County  |        |        |                               |             |                               |             |
| District  | County | Cohort | Juvenile Court to Adult Court |             | Adult Court to Juvenile Court |             |
|   |        |        | Motion to Transfer            | Transferred | Motion to Transfer            | Transferred |
| D2  | Otoe   | 17     | 1                             | 0           | 1                             | 1           |
|   | Sarpy  | 16     | 0                             | 0           | 2                             | 1           |
|   |        | 14-15  | 0                             | 0           | 1                             | 1           |
|   |        | 17     | 2                             | 0           | 2                             | 6           |

| Motions to Transfer Courts and Transfers by Gender |        |         |                               |             |                               |             |
|--|--------|---------|-------------------------------|-------------|-------------------------------|-------------|
| County   |        |         |                               |             |                               |             |
| District   | County | Cohort  | Juvenile Court to Adult Court |             | Adult Court to Juvenile Court |             |
|  |        |         | Motion to Transfer            | Transferred | Motion to Transfer            | Transferred |
| D2   | Otoe   | Unknown | 0                             | 0           | 1                             | 0           |
|  |        | Female  | 0                             | 0           | 0                             | 1           |
|  |        | Male    | 1                             | 0           | 0                             | 0           |
|  | Sarpy  | Male    | 2                             | 0           | 5                             | 7           |
|  | Sarpy  | Female  | 0                             | 0           | 0                             | 1           |

| Motions to Transfer Courts and Transfers by Race/Ethnicity |        |         |                               |             |                               |             |
|--|--------|---------|-------------------------------|-------------|-------------------------------|-------------|
| County   |        |         |                               |             |                               |             |
| District   | County | Cohort  | Juvenile Court to Adult Court |             | Adult Court to Juvenile Court |             |
|  |        |         | Motion to Transfer            | Transferred | Motion to Transfer            | Transferred |
| D2   | Otoe   | White   | 0                             | 0           | 0                             | 1           |
|  |        | Unknown | 1                             | 0           | 1                             | 0           |
|  | Sarpy  | Black   | 2                             | 0           | 0                             | 0           |
|  |        | White   | 0                             | 0           | 5                             | 8           |

## District 2

### Part (d) Probation - Cases

*Nebraska Revised Statute 24-1007 (d) Juveniles placed on juvenile probation, the number of juveniles on probation in out-of-home care, the number of juveniles completing probation, the number of motions to revoke probation and probation revocations, and the average length of time on probation.*

Juvenile Probation Activity - Cases tables consist of juvenile probation cases in county court and separate juvenile court that had the following activities during the year: placed on probation, out-of-home placement, motions to revoke, probation revoked, or satisfactory release. Probation cases may have multiple motions to revoke probation and multiple probation revocations. Cases may have been ordered to probation in previous years. All probation types are included.

| Juvenile Probation Activity - Cases |                    |             |                        |                |                          |                |                      |                |                      |                |                         |                |
|-------------------------------------|--------------------|-------------|------------------------|----------------|--------------------------|----------------|----------------------|----------------|----------------------|----------------|-------------------------|----------------|
| District                            |                    |             |                        |                |                          |                |                      |                |                      |                |                         |                |
| Dis-<br>trict                       | Demo-<br>graphic   | Cohort      | Placed on<br>Probation |                | Out-of-home<br>Placement |                | Motions to<br>Revoke |                | Probation<br>Revoked |                | Satisfactory<br>Release |                |
|                                     |                    |             | # of<br>Cases          | % of<br>Total* | # of<br>Cases            | % of<br>Total* | # of<br>Cases        | % of<br>Total* | # of<br>Cases        | % of<br>Total* | # of<br>Cases           | % of<br>Total* |
| D2                                  | Age<br>Group       | 11-13       | 14                     | 5%             | 3                        | 9%             | 14                   | 11%            | 0                    | 0%             | 13                      | 7%             |
|                                     |                    | 14-15       | 80                     | 29%            | 15                       | 43%            | 49                   | 40%            | 0                    | 0%             | 67                      | 36%            |
|                                     |                    | 16          | 101                    | 37%            | 9                        | 26%            | 30                   | 25%            | 0                    | 0%             | 62                      | 33%            |
|                                     |                    | 17          | 79                     | 29%            | 8                        | 23%            | 29                   | 24%            | 6                    | 100%           | 44                      | 24%            |
|                                     | Gender             | Female      | 82                     | 31%            | 11                       | 34%            | 31                   | 27%            | 0                    | 0%             | 56                      | 32%            |
|                                     |                    | Male        | 182                    | 69%            | 21                       | 66%            | 82                   | 73%            | 6                    | 0%             | 117                     | 68%            |
|                                     |                    | Unknown     | 10                     |                | 3                        |                | 9                    |                | 0                    |                | 13                      |                |
|                                     | Race/<br>Ethnicity | Am. Indian  | 2                      | 1%             | 0                        | 0%             | 0                    | 0%             | 0                    | 0%             | 1                       | 1%             |
|                                     |                    | Asian/P. I. | 1                      | 0%             | 0                        | 0%             | 0                    | 0%             | 0                    | 0%             | 1                       | 1%             |
|                                     |                    | Black       | 19                     | 9%             | 1                        | 4%             | 8                    | 9%             | 0                    | 0%             | 14                      | 10%            |
|                                     |                    | Hispanic    | 5                      | 2%             | 1                        | 4%             | 4                    | 4%             | 4                    | 67%            | 1                       | 1%             |
|                                     |                    | White       | 173                    | 84%            | 22                       | 88%            | 76                   | 85%            | 2                    | 33%            | 126                     | 86%            |
|                                     |                    | Other       | 6                      | 3%             | 1                        | 4%             | 1                    | 1%             | 0                    | 0%             | 4                       | 3%             |
| Unknown                             |                    | 68          |                        | 10             |                          | 33             |                      | 0              |                      | 39             |                         |                |
| District Total                      |                    |             | 274                    | 100%           | 35                       | 100%           | 122                  | 100%           | 6                    | 100%           | 186                     | 100%           |

\*Percent of total cases is calculated using the valid percent (cases with unknown gender or unknown race/ethnicity are not included).

| Juvenile Probation Activity - Cases |        |           |                        |                          |                      |                      |                         |
|-------------------------------------|--------|-----------|------------------------|--------------------------|----------------------|----------------------|-------------------------|
| by Age Group                        |        |           |                        |                          |                      |                      |                         |
| County                              |        |           |                        |                          |                      |                      |                         |
| District                            | County | Age Group | Placed on<br>Probation | Out-of-home<br>Placement | Motions to<br>Revoke | Probation<br>Revoked | Satisfactory<br>Release |
| D2                                  | Cass   | 11-13     | 7                      | 3                        | 2                    | 0                    | 4                       |
|                                     |        | 14-15     | 10                     | 3                        | 0                    | 0                    | 7                       |
|                                     |        | 16        | 21                     | 3                        | 3                    | 0                    | 7                       |
|                                     |        | 17        | 14                     | 2                        | 1                    | 0                    | 6                       |
|                                     | Otoe   | 11-13     | 1                      | 0                        | 4                    | 0                    | 0                       |
|                                     |        | 14-15     | 5                      | 1                        | 5                    | 0                    | 6                       |
|                                     |        | 16        | 11                     | 1                        | 5                    | 0                    | 10                      |
|                                     |        | 17        | 9                      | 1                        | 1                    | 0                    | 5                       |
|                                     | Sarpy  | 11-13     | 6                      | 0                        | 8                    | 0                    | 9                       |
|                                     |        | 14-15     | 65                     | 11                       | 44                   | 0                    | 54                      |
|                                     |        | 16        | 69                     | 5                        | 22                   | 0                    | 45                      |
|                                     |        | 17        | 56                     | 5                        | 27                   | 6                    | 33                      |

## District 2

| Juvenile Probation Activity - Cases<br>by Gender<br>County |        |         |                     |                       |                   |                   |                      |
|--|--------|---------|---------------------|-----------------------|-------------------|-------------------|----------------------|
| District   | County | Gender  | Placed on Probation | Out-of-home Placement | Motions to Revoke | Probation Revoked | Satisfactory Release |
| D2   | Cass   | Female  | 16                  | 3                     | 2                 | 0                 | 5                    |
|  |        | Male    | 32                  | 6                     | 4                 | 0                 | 19                   |
|  |        | Unknown | 4                   | 2                     | 0                 | 0                 | 0                    |
|  | Otoe   | Female  | 10                  | 1                     | 1                 | 0                 | 3                    |
|  |        | Male    | 12                  | 1                     | 5                 | 0                 | 6                    |
|  |        | Unknown | 4                   | 1                     | 9                 | 0                 | 12                   |
|  | Sarpy  | Female  | 56                  | 7                     | 28                | 0                 | 48                   |
|  |        | Male    | 138                 | 14                    | 73                | 6                 | 92                   |
|  |        | Unknown | 2                   | 0                     | 0                 | 0                 | 1                    |

| Juvenile Probation Activity - Cases<br>by Race/Ethnicity<br>County |        |             |                     |                       |                   |                   |                      |
|--|--------|-------------|---------------------|-----------------------|-------------------|-------------------|----------------------|
| District   | County | Gender      | Placed on Probation | Out-of-home Placement | Motions to Revoke | Probation Revoked | Satisfactory Release |
| D2   | Cass   | Hispanic    | 3                   | 0                     | 0                 | 0                 | 1                    |
|  |        | White       | 42                  | 8                     | 6                 | 0                 | 22                   |
|  |        | Unknown     | 7                   | 3                     | 0                 | 0                 | 1                    |
|  | Otoe   | Hispanic    | 1                   | 0                     | 0                 | 0                 | 0                    |
|  |        | White       | 5                   | 0                     | 3                 | 0                 | 5                    |
|  |        | Unknown     | 20                  | 3                     | 12                | 0                 | 16                   |
|  | Sarpy  | Am. Indian  | 2                   | 0                     | 0                 | 0                 | 1                    |
|  |        | Asian/P. I. | 1                   | 0                     | 0                 | 0                 | 1                    |
|  |        | Black       | 19                  | 1                     | 8                 | 0                 | 14                   |
|  |        | Hispanic    | 1                   | 1                     | 4                 | 4                 | 0                    |
|  |        | White       | 126                 | 14                    | 67                | 2                 | 99                   |
|  |        | Other       | 6                   | 1                     | 1                 | 0                 | 4                    |
|  |        | Unknown     | 41                  | 4                     | 21                | 0                 | 22                   |

## District 2

### Part (d) Probation - Youth

*Nebraska Revised Statute 24-1007 (d) Juveniles placed on juvenile probation, the number of juveniles on probation in out-of-home care, the number of juveniles completing probation, the number of motions to revoke probation and probation revocations, and the average length of time on probation.*

The Juvenile Probation Activity - Youth data is provided from the Office of Probation's case management system, Nebraska Probation Application for Community Safety (NPACS). The table reports the number and percent of youth with various activity during the year. Youth are counted once in each category, regardless of the number of out-of-home placements, motions to revoke, or cases they may have in the court system. Age groups report age at the time of arrest, with the exception of the average length of probation, which reports age at the time of exit from probation.

| Juvenile Probation Activity - Youth<br>District |                 |                 |                     |            |                       |            |                   |            |                   |            |                      |            |                              |        |
|---|-----------------|-----------------|---------------------|------------|-----------------------|------------|-------------------|------------|-------------------|------------|----------------------|------------|------------------------------|--------|
| District  | Demo-graphic    | Cohort          | Placed on Probation |            | Out-of-home Placement |            | Motions to Revoke |            | Probation Revoked |            | Satisfactory Release |            | Average Length of Probation* |        |
|   |                 |                 | # of Youth          | % of Total | # of Youth            | % of Total | # of Youth        | % of Total | # of Youth        | % of Total | # of Youth           | % of Total | # of Youth                   | Months |
| D2  | Age Group       | 11-13           | 11                  | 4%         | 34                    | 26%        | 9                 | 13%        | 1                 | 50%        | 17                   | 8%         | 2                            | 8      |
|   |                 | 14-15           | 73                  | 29%        | 54                    | 42%        | 28                | 40%        | 0                 | 0%         | 77                   | 38%        | 30                           | 9      |
|   |                 | 16              | 99                  | 39%        | 29                    | 22%        | 23                | 33%        | 1                 | 50%        | 65                   | 32%        | 46                           | 8      |
|   |                 | 17              | 72                  | 28%        | 12                    | 9%         | 10                | 14%        | 0                 | 0%         | 44                   | 22%        | 86                           | 8      |
|   |                 | 18              | 0                   | 0%         | 0                     | 0%         | 0                 | 0%         | 0                 | 0%         | 0                    | 0%         | 84                           | 10     |
|   | Gender          | Female          | 89                  | 35%        | 41                    | 32%        | 25                | 36%        | 0                 | 0%         | 64                   | 32%        | 75                           | 7      |
|   |                 | Male            | 166                 | 65%        | 88                    | 68%        | 45                | 64%        | 2                 | 100%       | 139                  | 68%        | 173                          | 10     |
|   | Race            | Am. Indian      | 2                   | 1%         | 3                     | 2%         | 0                 | 0%         | 0                 | 0%         | 1                    | 0%         | 4                            | 13     |
|   |                 | Black           | 12                  | 5%         | 16                    | 12%        | 8                 | 11%        | 1                 | 50%        | 14                   | 7%         | 19                           | 13     |
|   |                 | White           | 194                 | 76%        | 97                    | 75%        | 50                | 71%        | 1                 | 50%        | 158                  | 78%        | 187                          | 9      |
|   |                 | Other           | 47                  | 18%        | 13                    | 10%        | 12                | 17%        | 0                 | 0%         | 30                   | 15%        | 38                           | 8      |
|   | Ethnicity       | Hispanic Origin | 44                  | 17%        | 15                    | 12%        | 9                 | 13%        | 0                 | 0%         | 26                   | 13%        | 32                           | 10     |
|   |                 | Non-Hispanic    | 211                 | 83%        | 114                   | 88%        | 61                | 87%        | 2                 | 100%       | 177                  | 87%        | 216                          | 9      |
|   | District Totals |                 |                     | 255        | 100%                  | 129        | 100%              | 70         | 100%              | 2          | 100%                 | 203        | 100%                         | 248    |

\*Probation is terminated at 19 years of age. The age group for 18 year olds average length of probation includes 18 and 19 year olds.

## District 2

Youth Level of Service/Case Management Inventory (YLS/CMI) is an assessment tool used to determine the level of risk and appropriate placement for youth on probation. The following table shows the classification results of youth upon entry and exit from probation.

| Classification based on Youth Level of Service/<br>Case Management Inventory Level |   |                        |      |                      |      |
|--|---|------------------------|------|----------------------|------|
| District   | Risk Category                                     | Initial Classification |      | Final Classification |      |
|  |   | #                      | %    | #                    | %    |
| D2   | Juvenile Community-Based Intervention (high risk) | 86                     | 34%  | 84                   | 34%  |
|  | Juvenile Community-Based Resource (low risk)      | 161                    | 63%  | 158                  | 64%  |
|  | Other*  | 8                      | 3%   | 6                    | 2%   |
| Total Youth  |   | 255                    | 100% | 248                  | 100% |

\*No YLS/CMI assessment completed prior to termination of probation due to a brief probation term or successful completion of pre-adjudicated services.

As a part of the Interstate Compact on the Placement of Children (ICPC), Nebraska monitors youth from out of state. These are notated in county tables as “out of state.”

| Juvenile Probation Activity - Youth by Age Group |              |        |                     |                       |                   |                   |                      |                              |            |
|--|--------------|--------|---------------------|-----------------------|-------------------|-------------------|----------------------|------------------------------|------------|
| County   |              |        |                     |                       |                   |                   |                      |                              |            |
| District   | County       | Cohort | Placed on Probation | Out-of-home Placement | Motions to Revoke | Probation Revoked | Satisfactory Release | Average Length of Probation* |            |
|  |              |        | # of Youth          | # of Youth            | # of Youth        | # of Youth        | # of Youth           | # of Youth                   | # of Youth |
| D2   | Cass         | 11-13  | 6                   | 9                     | 1                 | 0                 | 6                    | 2                            | 8          |
|  |              | 14-15  | 12                  | 6                     | 0                 | 0                 | 8                    | 4                            | 8          |
|  |              | 16     | 16                  | 11                    | 2                 | 1                 | 9                    | 6                            | 9          |
|  |              | 17     | 14                  | 4                     | 1                 | 0                 | 7                    | 9                            | 6          |
|  |              | 18     | 0                   | 0                     | 0                 | 0                 | 0                    | 13                           | 12         |
|  | Otoe         | 11-13  | 1                   | 4                     | 2                 | 0                 | 0                    | 0                            | 0          |
|  |              | 14-15  | 5                   | 5                     | 2                 | 0                 | 9                    | 3                            | 7          |
|  |              | 16     | 8                   | 4                     | 2                 | 0                 | 4                    | 1                            | 6          |
|  |              | 17     | 5                   | 0                     | 0                 | 0                 | 3                    | 8                            | 15         |
|  |              | 18     | 0                   | 0                     | 0                 | 0                 | 0                    | 8                            | 11         |
|  | Out of State | 11-13  | 1                   | 1                     | 0                 | 0                 | 0                    | 0                            | 0          |
|  |              | 16     | 1                   | 0                     | 0                 | 0                 | 1                    | 0                            | 0          |
|  |              | 17     | 0                   | 0                     | 0                 | 0                 | 1                    | 1                            | 6          |
|  |              | 18     | 0                   | 0                     | 0                 | 0                 | 0                    | 1                            | 17         |
|  | Sarpy        | 11-13  | 3                   | 20                    | 6                 | 1                 | 11                   | 0                            | 0          |
|  |              | 14-15  | 56                  | 43                    | 26                | 0                 | 60                   | 23                           | 9          |
|  |              | 16     | 74                  | 14                    | 19                | 0                 | 51                   | 39                           | 8          |
|  |              | 17     | 53                  | 8                     | 9                 | 0                 | 33                   | 68                           | 8          |
|  |              | 18     | 0                   | 0                     | 0                 | 0                 | 0                    | 62                           | 10         |

## District 2

### Juvenile Probation Activity - Youth by Gender County

| District | County       | Cohort | Placed on Probation | Out-of-home Placement | Motions to Revoke | Probation Revoked | Satisfactory Release | Average Length of Probation* |            |
|----------|--------------|--------|---------------------|-----------------------|-------------------|-------------------|----------------------|------------------------------|------------|
|          |              |        | # of Youth          | # of Youth            | # of Youth        | # of Youth        | # of Youth           | # of Youth                   | # of Youth |
| D2       | Cass         | Female | 17                  | 8                     | 1                 | 0                 | 9                    | 10                           | 8          |
|          |              | Male   | 31                  | 22                    | 3                 | 1                 | 21                   | 24                           | 9          |
|          | Otoe         | Female | 9                   | 2                     | 1                 | 0                 | 2                    | 4                            | 8          |
|          |              | Male   | 10                  | 11                    | 5                 | 0                 | 14                   | 16                           | 12         |
|          | Out of State | Female | 1                   | 1                     | 0                 | 0                 | 0                    | 0                            | 0          |
|          |              | Male   | 1                   | 0                     | 0                 | 0                 | 2                    | 2                            | 12         |
|          | Sarpy        | Female | 62                  | 30                    | 23                | 0                 | 53                   | 61                           | 7          |
|          |              | Male   | 124                 | 55                    | 37                | 1                 | 102                  | 131                          | 9          |

### Juvenile Probation Activity - Youth by Race County

| District | County       | Cohort     | Placed on Probation | Out-of-home Placement | Motions to Revoke | Probation Revoked | Satisfactory Release | Average Length of Probation* |            |
|----------|--------------|------------|---------------------|-----------------------|-------------------|-------------------|----------------------|------------------------------|------------|
|          |              |            | # of Youth          | # of Youth            | # of Youth        | # of Youth        | # of Youth           | # of Youth                   | # of Youth |
| D2       | Cass         | White      | 47                  | 28                    | 4                 | 1                 | 29                   | 33                           | 9          |
|          |              | Other      | 1                   | 2                     | 0                 | 0                 | 1                    | 1                            | 5          |
|          | Otoe         | White      | 17                  | 12                    | 6                 | 0                 | 16                   | 20                           | 12         |
|          |              | Other      | 2                   | 1                     | 0                 | 0                 | 0                    | 0                            | 0          |
|          | Out of State | White      | 2                   | 1                     | 0                 | 0                 | 2                    | 2                            | 12         |
|          | Sarpy        | Am. Indian | 2                   | 3                     | 0                 | 0                 | 1                    | 4                            | 13         |
|          |              | Black      | 12                  | 16                    | 8                 | 1                 | 14                   | 19                           | 13         |
|          |              | White      | 128                 | 56                    | 40                | 0                 | 111                  | 132                          | 8          |
| Other    |              | 44         | 10                  | 12                    | 0                 | 29                | 37                   | 8                            |            |

### Juvenile Probation Activity - Youth by Ethnicity County

| District | County       | Cohort          | Placed on Probation | Out-of-home Placement | Motions to Revoke | Probation Revoked | Satisfactory Release | Average Length of Probation* |            |
|----------|--------------|-----------------|---------------------|-----------------------|-------------------|-------------------|----------------------|------------------------------|------------|
|          |              |                 | # of Youth          | # of Youth            | # of Youth        | # of Youth        | # of Youth           | # of Youth                   | # of Youth |
| D2       | Cass         | Hispanic Origin | 2                   | 2                     | 0                 | 0                 | 1                    | 1                            | 5          |
|          |              | Non-Hispanic    | 46                  | 28                    | 4                 | 1                 | 29                   | 33                           | 9          |
|          | Otoe         | Hispanic Origin | 2                   | 2                     | 1                 | 0                 | 0                    | 0                            | 0          |
|          |              | Non-Hispanic    | 17                  | 11                    | 5                 | 0                 | 16                   | 20                           | 12         |
|          | Out of State | Hispanic Origin | 1                   | 0                     | 0                 | 0                 | 1                    | 1                            | 6          |
|          |              | Non-Hispanic    | 1                   | 1                     | 0                 | 0                 | 1                    | 1                            | 17         |
|          | Sarpy        | Hispanic Origin | 39                  | 11                    | 8                 | 0                 | 24                   | 30                           | 10         |
|          |              | Non-Hispanic    | 147                 | 74                    | 52                | 1                 | 131                  | 162                          | 8          |

## District 2

### Part (e) Juveniles With Access to Counsel

*Nebraska Revised Statute 24-1007 (e) juveniles with and without access to counsel in juvenile and adult court, both appointed and retained.*

The Juveniles with Access to Counsel table displays the percent of juveniles represented by an attorney in criminal cases from county court and district court and juvenile cases from county court and separate juvenile court. Data includes new cases filed and cases transferred from one county to another during calendar year 2015. Cases filed in 2015 may not have reached the sentencing/adjudication stage of proceedings.

| Juveniles With Access to Counsel<br>District |                     |             |                                     |                      |                   |                   |                                     |                      |                   |                   |     |
|--|---------------------|-------------|-------------------------------------|----------------------|-------------------|-------------------|-------------------------------------|----------------------|-------------------|-------------------|-----|
| District                                     | Demo-<br>graphic    | Cohort      | Criminal Court Cases                |                      |                   |                   | Juvenile Court Cases                |                      |                   |                   |     |
|  |                     |             | Total<br>Criminal<br>Court<br>Cases | # Without<br>Counsel | # With<br>Counsel | % With<br>Counsel | Total<br>Juvenile<br>Court<br>Cases | # Without<br>Counsel | # With<br>Counsel | % With<br>Counsel |     |
| D2   | Age Group           | 10 & under  | 0                                   | 0                    | 0                 | 0%                | 2                                   | 1                    | 1                 | 50%               |     |
|  |                     | 11-13       | 0                                   | 0                    | 0                 | 0%                | 43                                  | 12                   | 31                | 72%               |     |
|  |                     | 14-15       | 11                                  | 7                    | 4                 | 36%               | 187                                 | 16                   | 171               | 91%               |     |
|  |                     | 16          | 36                                  | 25                   | 11                | 31%               | 214                                 | 25                   | 189               | 88%               |     |
|  |                     | 17          | 114                                 | 73                   | 41                | 36%               | 205                                 | 22                   | 183               | 89%               |     |
|  | Gender              | Female      | 37                                  | 29                   | 8                 | 22%               | 212                                 | 28                   | 184               | 87%               |     |
|  |                     | Male        | 119                                 | 73                   | 46                | 39%               | 428                                 | 46                   | 382               | 89%               |     |
|  |                     | Unknown     | 5                                   | 3                    | 2                 | 40%               | 11                                  | 2                    | 9                 | 82%               |     |
|  | Race/Eth-<br>nicity | Am. Indian  | 0                                   | 0                    | 0                 | 0%                | 5                                   | 0                    | 5                 | 100%              |     |
|  |                     | Asian/P. I. | 1                                   | 1                    | 0                 | 0%                | 2                                   | 0                    | 2                 | 100%              |     |
|  |                     | Black       | 14                                  | 10                   | 4                 | 29%               | 59                                  | 3                    | 56                | 95%               |     |
|  |                     | Hispanic    | 6                                   | 5                    | 1                 | 17%               | 4                                   | 3                    | 1                 | 25%               |     |
|  |                     | White       | 129                                 | 83                   | 46                | 36%               | 367                                 | 21                   | 346               | 94%               |     |
|  |                     | Other       | 5                                   | 3                    | 2                 | 40%               | 28                                  | 0                    | 28                | 100%              |     |
|  |                     | Unknown     | 6                                   | 3                    | 3                 | 50%               | 186                                 | 49                   | 137               | 74%               |     |
|  | District Total      |             |                                     | 161                  | 105               | 56                | 35%                                 | 651                  | 76                | 575               | 88% |

## District 2

| Juveniles With Access to Counsel by Age Group<br>County |        |            |                      |                   |                |                |                      |                   |                |                |
|---|--------|------------|----------------------|-------------------|----------------|----------------|----------------------|-------------------|----------------|----------------|
| District  | County | Cohort     | Criminal Court Cases |                   |                |                | Juvenile Court Cases |                   |                |                |
|   |        |            | Total Cases          | # Without Counsel | # With Counsel | % With Counsel | Total Cases          | # Without Counsel | # With Counsel | % With Counsel |
| D2  | Cass   | 10 & under | 0                    | 0                 | 0              | 0%             | 2                    | 1                 | 1              | 50%            |
|   |        | 11-13      | 0                    | 0                 | 0              | 0%             | 14                   | 9                 | 5              | 36%            |
|   |        | 14-15      | 0                    | 0                 | 0              | 0%             | 21                   | 10                | 11             | 52%            |
|   |        | 16         | 0                    | 0                 | 0              | 0%             | 27                   | 10                | 17             | 63%            |
|   |        | 17         | 4                    | 3                 | 1              | 25%            | 41                   | 12                | 29             | 71%            |
|   | Otoe   | 11-13      | 0                    | 0                 | 0              | 0%             | 4                    | 3                 | 1              | 25%            |
|   |        | 14-15      | 0                    | 0                 | 0              | 0%             | 20                   | 5                 | 15             | 75%            |
|   |        | 16         | 3                    | 2                 | 1              | 33%            | 22                   | 10                | 12             | 55%            |
|   |        | 17         | 15                   | 12                | 3              | 20%            | 22                   | 8                 | 14             | 64%            |
|   | Sarpy  | 11-13      | 0                    | 0                 | 0              | 0%             | 25                   | 0                 | 25             | 100%           |
|   |        | 14-15      | 11                   | 7                 | 4              | 36%            | 146                  | 1                 | 145            | 99%            |
|   |        | 16         | 33                   | 23                | 10             | 30%            | 165                  | 5                 | 160            | 97%            |
| 17  |        | 95         | 58                   | 37                | 39%            | 142            | 2                    | 140               | 99%            |                |

| Juveniles With Access to Counsel by Gender<br>County |        |         |                      |                   |                |                |                      |                   |                |                |
|--|--------|---------|----------------------|-------------------|----------------|----------------|----------------------|-------------------|----------------|----------------|
| District   | County | Cohort  | Criminal Court Cases |                   |                |                | Juvenile Court Cases |                   |                |                |
|  |        |         | Total Cases          | # Without Counsel | # With Counsel | % With Counsel | Total Cases          | # Without Counsel | # With Counsel | % With Counsel |
| D2   | Cass   | Female  | 1                    | 1                 | 0              | 0%             | 33                   | 16                | 17             | 52%            |
|  |        | Male    | 3                    | 2                 | 1              | 33%            | 70                   | 25                | 45             | 64%            |
|  |        | Unknown | 0                    | 0                 | 0              | 0%             | 2                    | 1                 | 1              | 50%            |
|  | Otoe   | Female  | 6                    | 4                 | 2              | 33%            | 24                   | 10                | 14             | 58%            |
|  |        | Male    | 7                    | 7                 | 0              | 0%             | 38                   | 15                | 23             | 61%            |
|  |        | Unknown | 5                    | 3                 | 2              | 40%            | 6                    | 1                 | 5              | 83%            |
|  | Sarpy  | Female  | 30                   | 24                | 6              | 20%            | 155                  | 2                 | 153            | 99%            |
|  |        | Male    | 109                  | 64                | 45             | 41%            | 320                  | 6                 | 314            | 98%            |
|  |        | Unknown | 0                    | 0                 | 0              | 0%             | 3                    | 0                 | 3              | 100%           |



## District 2

### Juveniles With Access to Counsel by Race/Ethnicity County

| District | County | Cohort      | Criminal Court Cases |                   |                |                | Juvenile Court Cases |                   |                |                |
|----------|--------|-------------|----------------------|-------------------|----------------|----------------|----------------------|-------------------|----------------|----------------|
|          |        |             | Total Cases          | # Without Counsel | # With Counsel | % With Counsel | Total Cases          | # Without Counsel | # With Counsel | % With Counsel |
| D2       | Cass   | Black       | 0                    | 0                 | 0              | 0%             | 1                    | 1                 | 0              | 0%             |
|          |        | Hispanic    | 0                    | 0                 | 0              | 0%             | 3                    | 3                 | 0              | 0%             |
|          |        | White       | 4                    | 3                 | 1              | 25%            | 45                   | 12                | 33             | 73%            |
|          |        | Unknown     | 0                    | 0                 | 0              | 0%             | 56                   | 26                | 30             | 54%            |
|          | Otoe   | Hispanic    | 1                    | 1                 | 0              | 0%             | 0                    | 0                 | 0              | 0%             |
|          |        | White       | 11                   | 10                | 1              | 9%             | 7                    | 5                 | 2              | 29%            |
|          |        | Unknown     | 6                    | 3                 | 3              | 50%            | 61                   | 21                | 40             | 66%            |
|          | Sarpy  | Am. Indian  | 0                    | 0                 | 0              | 0%             | 5                    | 0                 | 5              | 100%           |
|          |        | Asian/P. I. | 1                    | 1                 | 0              | 0%             | 2                    | 0                 | 2              | 100%           |
|          |        | Black       | 14                   | 10                | 4              | 29%            | 58                   | 2                 | 56             | 97%            |
|          |        | Hispanic    | 5                    | 4                 | 1              | 20%            | 1                    | 0                 | 1              | 100%           |
|          |        | White       | 114                  | 70                | 44             | 39%            | 315                  | 4                 | 311            | 99%            |
|          |        | Other       | 5                    | 3                 | 2              | 40%            | 28                   | 0                 | 28             | 100%           |
| Unknown  | 0      | 0           | 0                    | 0%                | 69             | 2              | 67                   | 97%               |                |                |

# District 3

## Part (a) Adjudication of Juvenile Petitions

*Nebraska Revised Statute 24-1007 (a) Juveniles prosecuted in juvenile court under subdivision (1), (2), (3), or (4) of section 43-247, including the total number of filings and adjudications.*

The Juvenile Petitions and Adjudications tables report the number of new juvenile cases and corresponding percent of adjudications by case type and demographic for cases filed in 2015. The data consists of both county court and separate juvenile court cases. Cases with multiple charges, pleas or findings are counted once per case. Supplemental petitions are not included in this data set. Cases filed in November or December of 2015 may not have reached the adjudication stage of proceedings.

| Number of Juvenile Cases and Adjudication by Case Type<br>District |                  |                 |            |            |                |            |            |             |            |            |            |            |            |
|--|------------------|-----------------|------------|------------|----------------|------------|------------|-------------|------------|------------|------------|------------|------------|
| District   | Demo-<br>graphic | Traffic Offense |            |            | Status Offense |            |            | Misdemeanor |            |            | Felony     |            |            |
|  |                  | #<br>Cases      | #<br>Admit | %<br>Admit | #<br>Cases     | #<br>Admit | %<br>Admit | #<br>Cases  | #<br>Admit | %<br>Admit | #<br>Cases | #<br>Admit | %<br>Admit |
| D3, Lancaster County   | 10 & under       | 0               | 0          | 0%         | 3              | 0          | 0%         | 0           | 0          | 0%         | 1          | 0          | 0%         |
|  | 11-13            | 0               | 0          | 0%         | 62             | 25         | 40%        | 81          | 43         | 53%        | 22         | 16         | 73%        |
|  | 14-15            | 0               | 0          | 0%         | 113            | 47         | 42%        | 134         | 68         | 51%        | 28         | 15         | 54%        |
|  | 16               | 0               | 0          | 0%         | 56             | 33         | 59%        | 96          | 53         | 55%        | 11         | 4          | 36%        |
|  | 17               | 0               | 0          | 0%         | 5              | 3          | 60%        | 95          | 55         | 58%        | 14         | 6          | 43%        |
|  | Female           | 0               | 0          | 0%         | 131            | 63         | 48%        | 143         | 77         | 54%        | 8          | 5          | 63%        |
|  | Male             | 0               | 0          | 0%         | 108            | 45         | 42%        | 262         | 141        | 54%        | 68         | 36         | 53%        |
|  | Unknown          | 0               | 0          | 0%         | 0              | 0          | 0%         | 1           | 1          | 100%       | 0          | 0          | 0%         |
|  | Am. Indian       | 0               | 0          | 0%         | 7              | 2          | 29%        | 11          | 5          | 45%        | 1          | 0          | 0%         |
|  | Asian/P. I.      | 0               | 0          | 0%         | 6              | 5          | 83%        | 6           | 1          | 17%        | 0          | 0          | 0%         |
|  | Black            | 0               | 0          | 0%         | 33             | 19         | 58%        | 108         | 38         | 35%        | 13         | 3          | 23%        |
|  | Hispanic         | 0               | 0          | 0%         | 50             | 22         | 44%        | 62          | 36         | 58%        | 7          | 2          | 29%        |
|  | White            | 0               | 0          | 0%         | 129            | 55         | 43%        | 194         | 119        | 61%        | 42         | 27         | 64%        |
| Unknown  | 0                | 0               | 0%         | 14         | 5              | 36%        | 25         | 20          | 80%        | 13         | 9          | 69%        |            |
| District Total   |                  | 0               | 0          | 0%         | 239            | 108        | 45%        | 406         | 219        | 54%        | 76         | 41         | 54%        |

## District 3

### Part (b) Juveniles Prosecuted in Adult Criminal Court Case Type

*Nebraska Revised Statute 24-1007 (b) Juveniles prosecuted in adult criminal court for felonies, misdemeanors, and traffic offenses. The information shall include juveniles sentenced to terms in adult jails and prisons and juveniles placed on adult probation.*

Juveniles Prosecuted in Adult Criminal Court tables consist of criminal and traffic cases in county court and criminal cases in district court that reached the point of sentencing in 2015. Cases with multiple charges are counted once per case and reported as the most severe offense. Cases for juveniles ages 13 and below must be filed and stay in juvenile court; however, judges have the authority to allow these cases in criminal court. Therefore, only juveniles ages 14 through 17 at the time of the offense appear in adult criminal court data, with rare exceptions.

| Juveniles Prosecuted in Adult Criminal Court<br>by Case Type<br>District |                |            |           |             |         |             |             |             |        |             |      |
|--|----------------|------------|-----------|-------------|---------|-------------|-------------|-------------|--------|-------------|------|
| District   | Demographic    | Cohort     | All Cases |             | Traffic |             | Misdemeanor |             | Felony |             |      |
|  |                |            | #         | % of Total* | #       | % of Cohort | #           | % of Cohort | #      | % of Cohort |      |
| D3, Lancaster County   | Age Group      | 10 & Under | 1         | 6%          | 0       | 0%          | 0           | 0%          | 1      | 7%          |      |
|  |                | 14-15      | 2         | 11%         | 0       | 0%          | 0           | 0%          | 2      | 14%         |      |
|  |                | 16         | 3         | 17%         | 0       | 0%          | 0           | 0%          | 3      | 21%         |      |
|  |                | 17         | 12        | 67%         | 0       | 0%          | 4           | 100%        | 8      | 57%         |      |
|  | Gender         | Male       | 18        | 100%        | 0       | 0%          | 4           | 100%        | 14     | 100%        |      |
|  | Race/Ethnicity | Black      | 12        | 71%         | 0       | 0%          | 3           | 75%         | 9      | 69%         |      |
|  |                | White      | 5         | 29%         | 0       | 0%          | 1           | 25%         | 4      | 31%         |      |
|  |                | Unknown    | 1         |             | 0       |             | 0           |             | 1      |             |      |
|  | District Total |            |           | 18          | 100%    | 0           | 100%        | 4           | 100%   | 14          | 100% |

\*Percent of total cases is calculated using the valid percent within the demographic (cases with unknown gender or unknown race/ethnicity are not included).

## District 3

### Part (b) Juveniles Prosecuted in Adult Criminal Court - Sentence

*Nebraska Revised Statute 24-1007 (b) Juveniles prosecuted in adult criminal court for felonies, misdemeanors, and traffic offenses. The information shall include juveniles sentenced to terms in adult jails and prisons and juveniles placed on adult probation.*

Juveniles Prosecuted in Adult Criminal Court tables include criminal and traffic cases in county court and criminal cases in district court that reached the point of sentencing in 2015. If multiple sentencing types occur within a case (ex. probation/jail), all sentencing types are included.

| Juveniles Prosecuted in Adult Criminal Court<br>by Sentence<br>District |                |            |           |             |           |             |      |             |        |             |     |
|---|----------------|------------|-----------|-------------|-----------|-------------|------|-------------|--------|-------------|-----|
| District  | Demographic    | Cohort     | All Cases |             | Probation |             | Jail |             | Prison |             |     |
|   |                |            | #         | % of Total* | #         | % of Cohort | #    | % of Cohort | #      | % of Cohort |     |
| D3, Lancaster County  | Age Group      | 10 & Under | 1         | 6%          | 0         | 0%          | 1    | 100%        | 0      | 0%          |     |
|   |                | 14-15      | 2         | 11%         | 1         | 50%         | 0    | 0%          | 1      | 50%         |     |
|   |                | 16         | 3         | 17%         | 1         | 33%         | 0    | 0%          | 2      | 67%         |     |
|   |                | 17         | 12        | 67%         | 2         | 17%         | 7    | 58%         | 3      | 25%         |     |
|   | Gender         | Male       | 18        | 100%        | 4         | 22%         | 8    | 44%         | 6      | 33%         |     |
|   | Race/Ethnicity | Black      | 12        | 71%         | 2         | 17%         | 6    | 50%         | 4      | 33%         |     |
|   |                | White      | 5         | 29%         | 2         | 40%         | 2    | 40%         | 1      | 20%         |     |
|   |                | Unknown    | 1         |             | 0         | 0%          | 0    | 0%          | 1      | 100%        |     |
|   | District Total |            |           | 18          | 100%      | 4           | 22%  | 8           | 44%    | 6           | 33% |

\*Percent of total cases is calculated using the valid percent (cases with unknown gender or unknown race/ethnicity are not included).

## District 3

### Part (c) Motions to Transfer Courts and Transfers

*Nebraska Revised Statute 24-1007 (c) The number of motions to transfer and the number of cases transferred to adult court from juvenile court and from adult criminal court to juvenile court.*

The data for Motions to Transfer Cases and Cases Transferred consists of county court and district court adult criminal cases and county court and separate juvenile court juvenile cases within the same county. Motions to transfer cases and cases transferred that were entered in 2015 were included in the file. Cases may have been filed previously and transferred in 2015. There can be multiple motions to transfer a case and all are reported; transfers occur once per case.

| Motions to Transfer Courts and Transfers<br>District |                |             |                               |      |             |      |                               |      |             |     |
|--|----------------|-------------|-------------------------------|------|-------------|------|-------------------------------|------|-------------|-----|
| District   | Demographic    | Cohort      | Juvenile Court to Adult Court |      |             |      | Adult Court to Juvenile Court |      |             |     |
|  |                |             | Motion to Transfer            |      | Transferred |      | Motion to Transfer            |      | Transferred |     |
|  |                |             | #                             | %    | #           | %    | #                             | %    | #           | %   |
| D3, Lancaster County                                 | Age Group      | 14-15       | 5                             | 26%  | 2           | 33%  | 0                             | 0%   | 1           | 6%  |
|  |                | 16          | 7                             | 37%  | 2           | 33%  | 3                             | 100% | 5           | 29% |
|  |                | 17          | 7                             | 37%  | 2           | 33%  | 0                             | 0%   | 11          | 65% |
|  | Gender         | Female      | 0                             | 0%   | 0           | 0%   | 0                             | 0%   | 5           | 29% |
|  |                | Male        | 19                            | 100% | 6           | 100% | 3                             | 100% | 12          | 71% |
|  | Race/Ethnicity | Asian/P. I. | 0                             | 0%   | 0           | 0%   | 0                             | 0%   | 1           | 6%  |
|  |                | Black       | 7                             | 54%  | 1           | 20%  | 1                             | 33%  | 3           | 18% |
|  |                | Hispanic    | 2                             | 15%  | 0           | 0%   | 0                             | 0%   | 2           | 12% |
|  |                | White       | 4                             | 31%  | 4           | 80%  | 2                             | 67%  | 11          | 65% |
|  |                | Unknown     | 6                             |      | 1           |      | 0                             |      | 0           |     |
|  | District Total |             |                               | 19   | 100%        | 6    | 100%                          | 3    | 100%        | 17  |

## District 3

### Part (d) Probation - Cases

*Nebraska Revised Statute 24-1007 (d) Juveniles placed on juvenile probation, the number of juveniles on probation in out-of-home care, the number of juveniles completing probation, the number of motions to revoke probation and probation revocations, and the average length of time on probation.*

Juvenile Probation Activity - Cases tables consist of juvenile probation cases in county court and separate juvenile court that had the following activities during the year: placed on probation, out-of-home placement, motions to revoke, probation revoked, or satisfactory release. Probation cases may have multiple motions to revoke probation and multiple probation revocations. Cases may have been ordered to probation in previous years. All probation types are included.

| Juvenile Probation Activity - Cases<br>District |                    |             |                        |                |                          |                |                      |                |                      |                |                         |                |      |
|---|--------------------|-------------|------------------------|----------------|--------------------------|----------------|----------------------|----------------|----------------------|----------------|-------------------------|----------------|------|
| Dis-<br>trict                                   | Demo-<br>graphic   | Cohort      | Placed on<br>Probation |                | Out-of-home<br>Placement |                | Motions to<br>Revoke |                | Probation<br>Revoked |                | Satisfactory<br>Release |                |      |
|   |                    |             | # of<br>Cases          | % of<br>Total* | # of<br>Cases            | % of<br>Total* | # of<br>Cases        | % of<br>Total* | # of<br>Cases        | % of<br>Total* | # of<br>Cases           | % of<br>Total* |      |
| D3, Lancaster County                            | Age<br>Group       | 10 & under  | 4                      | 1%             | 2                        | 1%             | 5                    | 1%             | 1                    | 0%             | 0                       | 0%             |      |
|   |                    | 11-13       | 201                    | 26%            | 55                       | 29%            | 495                  | 64%            | 365                  | 96%            | 42                      | 18%            |      |
|   |                    | 14-15       | 312                    | 40%            | 92                       | 48%            | 189                  | 25%            | 9                    | 2%             | 88                      | 37%            |      |
|   |                    | 16          | 172                    | 22%            | 28                       | 15%            | 64                   | 8%             | 6                    | 2%             | 64                      | 27%            |      |
|   |                    | 17          | 87                     | 11%            | 13                       | 7%             | 17                   | 2%             | 1                    | 0%             | 42                      | 18%            |      |
|   | Gender             | Female      | 312                    | 40%            | 72                       | 38%            | 171                  | 22%            | 17                   | 4%             | 94                      | 40%            |      |
|   |                    | Male        | 459                    | 60%            | 116                      | 62%            | 597                  | 78%            | 365                  | 96%            | 140                     | 60%            |      |
|   |                    | Unknown     | 5                      |                | 2                        |                | 2                    |                | 0                    |                | 2                       |                |      |
|   | Race/<br>Ethnicity | Am. Indian  | 20                     | 3%             | 7                        | 4%             | 11                   | 2%             | 0                    | 0%             | 8                       | 4%             |      |
|   |                    | Asian/P. I. | 11                     | 2%             | 1                        | 1%             | 4                    | 1%             | 0                    | 0%             | 2                       | 1%             |      |
|   |                    | Black       | 174                    | 25%            | 58                       | 35%            | 101                  | 15%            | 1                    | 0%             | 39                      | 18%            |      |
|   |                    | Hispanic    | 100                    | 14%            | 25                       | 15%            | 56                   | 8%             | 2                    | 1%             | 22                      | 10%            |      |
|   |                    | White       | 385                    | 56%            | 77                       | 46%            | 515                  | 75%            | 341                  | 99%            | 140                     | 66%            |      |
|   |                    | Unknown     | 86                     |                | 22                       |                | 83                   |                | 38                   |                | 25                      |                |      |
|   | District Total     |             |                        | 776            | 100%                     | 190            | 100%                 | 770            | 100%                 | 382            | 100%                    | 236            | 100% |

\*Percent of total cases is calculated using the valid percent (cases with unknown gender or unknown race/ethnicity are not included).

## District 3

### Part (d) Probation - Youth

*Nebraska Revised Statute 24-1007 (d) Juveniles placed on juvenile probation, the number of juveniles on probation in out-of-home care, the number of juveniles completing probation, the number of motions to revoke probation and probation revocations, and the average length of time on probation.*

The Juvenile Probation Activity - Juveniles data is provided from the Office of Probation's case management system, Nebraska Probation Application for Community Safety (NPACS). The table reports the number and percent of youth with various activity during the year. Youth are counted once in each category, regardless of the number of out-of-home placements, motions to revoke, or cases they may have in the court system. Age groups report age at the time of arrest, with the exception of the average length of probation, which reports age at the time of exit from probation.

| Juvenile Probation Activity - Youth<br>District |                 |                 |                     |            |                       |            |                   |            |                   |            |                      |            |                              |        |    |
|---|-----------------|-----------------|---------------------|------------|-----------------------|------------|-------------------|------------|-------------------|------------|----------------------|------------|------------------------------|--------|----|
| District  | Demo-graphic    | Cohort          | Placed on Probation |            | Out-of-home Placement |            | Motions to Revoke |            | Probation Revoked |            | Satisfactory Release |            | Average Length of Probation* |        |    |
|   |                 |                 | # of Youth          | % of Total | # of Youth            | % of Total | # of Youth        | % of Total | # of Youth        | % of Total | # of Youth           | % of Total | # of Youth                   | Months |    |
| D3, Lancaster County                            | Age Group       | 10 & under      | 3                   | 1%         | 7                     | 2%         | 1                 | 0%         | 1                 | 6%         | 0                    | 0%         | 0                            | 0      |    |
|   |                 | 11-13           | 114                 | 19%        | 150                   | 36%        | 84                | 31%        | 4                 | 24%        | 55                   | 17%        | 13                           | 8      |    |
|   |                 | 14-15           | 226                 | 38%        | 181                   | 43%        | 124               | 46%        | 8                 | 47%        | 121                  | 38%        | 74                           | 10     |    |
|   |                 | 16              | 154                 | 26%        | 59                    | 14%        | 47                | 17%        | 4                 | 24%        | 85                   | 27%        | 75                           | 10     |    |
|   |                 | 17              | 93                  | 16%        | 21                    | 5%         | 13                | 5%         | 0                 | 0%         | 58                   | 18%        | 119                          | 11     |    |
|   |                 | 18              | 1                   | 0%         | 0                     | 0%         | 0                 | 0%         | 0                 | 0%         | 0                    | 0%         | 262                          | 12     |    |
|   | Gender          | Female          | 228                 | 39%        | 163                   | 39%        | 103               | 38%        | 8                 | 47%        | 140                  | 44%        | 229                          | 11     |    |
|   |                 | Male            | 363                 | 61%        | 255                   | 61%        | 166               | 62%        | 9                 | 53%        | 179                  | 56%        | 314                          | 11     |    |
|   | Race            | Am. Indian      | 25                  | 4%         | 15                    | 4%         | 8                 | 3%         | 0                 | 0%         | 7                    | 2%         | 16                           | 10     |    |
|   |                 | Asian/P. I.     | 11                  | 2%         | 3                     | 1%         | 5                 | 2%         | 0                 | 0%         | 4                    | 1%         | 10                           | 11     |    |
|   |                 | Black           | 132                 | 22%        | 124                   | 30%        | 70                | 26%        | 10                | 59%        | 53                   | 17%        | 125                          | 12     |    |
|   |                 | White           | 310                 | 52%        | 210                   | 50%        | 139               | 52%        | 5                 | 29%        | 201                  | 63%        | 297                          | 12     |    |
|   |                 | Other           | 113                 | 19%        | 66                    | 16%        | 47                | 17%        | 2                 | 12%        | 54                   | 17%        | 95                           | 11     |    |
|   | Ethnicity       | Hispanic Origin | 99                  | 17%        | 59                    | 14%        | 38                | 14%        | 1                 | 6%         | 44                   | 14%        | 79                           | 11     |    |
|   |                 | Non-Hispanic    | 492                 | 83%        | 359                   | 86%        | 231               | 86%        | 16                | 94%        | 275                  | 86%        | 464                          | 11     |    |
|   | District Totals |                 |                     | 591        | 100%                  | 418        | 100%              | 269        | 100%              | 17         | 100%                 | 319        | 100%                         | 543    | 11 |

\*Probation is terminated at 19 years of age. The age group for 18 year olds average length of probation includes 18 and 19 year olds.

## District 3

Youth Level of Service/Case Management Inventory (YLS/CMI) is an assessment tool used to determine the level of risk and appropriate placement for youth on probation. The following table shows the classification results of youth upon entry and exit from probation.

| Classification based on Youth Level of Service/<br>Case Management Inventory Level |   |                        |      |                      |      |
|--|---|------------------------|------|----------------------|------|
| District   | Risk Category                                     | Initial Classification |      | Final Classification |      |
|  |   | #                      | %    | #                    | %    |
| D3,<br>Lancaster<br>County   | Juvenile Community-Based Intervention (high risk) | 202                    | 34%  | 172                  | 32%  |
|  | Juvenile Community-Based Resource (low risk)      | 386                    | 65%  | 367                  | 68%  |
|  | Other*  | 3                      | 1%   | 4                    | 1%   |
| Total Youth  |   | 591                    | 100% | 543                  | 100% |

\*No YLS/CMI assessment completed prior to termination of probation due to a brief probation term or successful completion of pre-adjudicated services.



## District 3

As a part of the Interstate Compact on the Placement of Children (ICPC), Nebraska monitors youth from out of state. These are notated in county tables as “out of state.”

| Juvenile Probation Activity - Youth by Age Group |              |        |                     |                       |                   |                   |                      |                              |            |        |
|--|--------------|--------|---------------------|-----------------------|-------------------|-------------------|----------------------|------------------------------|------------|--------|
| County   |              |        |                     |                       |                   |                   |                      |                              |            |        |
| District   | County       | Cohort | Placed on Probation | Out-of-home Placement | Motions to Revoke | Probation Revoked | Satisfactory Release | Average Length of Probation* |            |        |
|  |              |        | # of Youth          | # of Youth            | # of Youth        | # of Youth        | # of Youth           | # of Youth                   | # of Youth | Months |
| D3,<br>Lancaster<br>County                       | Out of State | 11-13  | 1                   | 0                     | 0                 | 0                 | 0                    | 0                            | 0          | 0      |
|  |              | 14-15  | 2                   | 1                     | 0                 | 0                 | 1                    | 0                            | 0          | 0      |
|  |              | 16     | 0                   | 0                     | 0                 | 0                 | 0                    | 2                            | 12         |        |

| Juvenile Probation Activity - Youth by Gender |              |        |                     |                       |                   |                   |                      |                              |            |        |
|---|--------------|--------|---------------------|-----------------------|-------------------|-------------------|----------------------|------------------------------|------------|--------|
| County  |              |        |                     |                       |                   |                   |                      |                              |            |        |
| District                                      | County       | Cohort | Placed on Probation | Out-of-home Placement | Motions to Revoke | Probation Revoked | Satisfactory Release | Average Length of Probation* |            |        |
|   |              |        | # of Youth          | # of Youth            | # of Youth        | # of Youth        | # of Youth           | # of Youth                   | # of Youth | Months |
| D3,<br>Lancaster<br>County                    | Out of State | Female | 1                   | 0                     | 0                 | 0                 | 0                    | 0                            | 0          | 0      |
|   |              | Male   | 2                   | 1                     | 0                 | 0                 | 1                    | 2                            | 12         |        |

| Juvenile Probation Activity - Youth by Race |              |             |                     |                       |                   |                   |                      |                              |            |        |
|---|--------------|-------------|---------------------|-----------------------|-------------------|-------------------|----------------------|------------------------------|------------|--------|
| County                                      |              |             |                     |                       |                   |                   |                      |                              |            |        |
| District                                    | County       | Cohort      | Placed on Probation | Out-of-home Placement | Motions to Revoke | Probation Revoked | Satisfactory Release | Average Length of Probation* |            |        |
|   |              |             | # of Youth          | # of Youth            | # of Youth        | # of Youth        | # of Youth           | # of Youth                   | # of Youth | Months |
| D3,<br>Lancaster<br>County                  | Out of State | Asian/P. I. | 1                   | 1                     | 0                 | 0                 | 1                    | 1                            | 4          |        |
|   |              | Black       | 1                   | 0                     | 0                 | 0                 | 0                    | 0                            | 0          | 0      |
|   |              | Other       | 1                   | 0                     | 0                 | 0                 | 0                    | 1                            | 19         |        |

| Juvenile Probation Activity - Youth by Ethnicity |              |                        |                     |                       |                   |                   |                      |                              |            |        |
|--|--------------|------------------------|---------------------|-----------------------|-------------------|-------------------|----------------------|------------------------------|------------|--------|
| County   |              |                        |                     |                       |                   |                   |                      |                              |            |        |
| District   | County       | Cohort                 | Placed on Probation | Out-of-home Placement | Motions to Revoke | Probation Revoked | Satisfactory Release | Average Length of Probation* |            |        |
|  |              |                        | # of Youth          | # of Youth            | # of Youth        | # of Youth        | # of Youth           | # of Youth                   | # of Youth | Months |
| D3,<br>Lancaster<br>County                       | Out of State | Hispanic Origin        | 1                   | 0                     | 0                 | 0                 | 0                    | 1                            | 19         |        |
|  |              | Not of Hispanic Origin | 2                   | 1                     | 0                 | 0                 | 1                    | 1                            | 4          |        |

## District 3

### Part (e) Juveniles With Access to Counsel

*Nebraska Revised Statute 24-1007 (e) juveniles with and without access to counsel in juvenile and adult court, both appointed and retained.*

The Juveniles with Access to Counsel table displays the percent of juveniles represented by an attorney in criminal cases from county court and district court and juvenile cases from county court and separate juvenile court. Data includes new cases filed and cases transferred from one county to another during calendar year 2015. Cases filed in 2015 may not have reached the sentencing/adjudication stage of proceedings.

| Juveniles With Access to Counsel |                |             |                            |                   |                |                |                            |                   |                |                |
|----------------------------------|----------------|-------------|----------------------------|-------------------|----------------|----------------|----------------------------|-------------------|----------------|----------------|
| District                         |                |             |                            |                   |                |                |                            |                   |                |                |
| District                         | Demo-graphic   | Cohort      | Criminal Court Cases       |                   |                |                | Juvenile Court Cases       |                   |                |                |
|                                  |                |             | Total Criminal Court Cases | # Without Counsel | # With Counsel | % With Counsel | Total Juvenile Court Cases | # Without Counsel | # With Counsel | % With Counsel |
| D3, Lancaster County             | Age Group      | 10 & under  | 0                          | 0                 | 0              | 0%             | 4                          | 1                 | 3              | 75%            |
|                                  |                | 11-13       | 0                          | 0                 | 0              | 0%             | 180                        | 58                | 122            | 68%            |
|                                  |                | 14-15       | 16                         | 9                 | 7              | 44%            | 298                        | 110               | 188            | 63%            |
|                                  |                | 16          | 91                         | 76                | 15             | 16%            | 170                        | 68                | 102            | 60%            |
|                                  |                | 17          | 196                        | 158               | 38             | 19%            | 130                        | 51                | 79             | 61%            |
|                                  | Gender         | Female      | 88                         | 78                | 10             | 11%            | 309                        | 123               | 186            | 60%            |
|                                  |                | Male        | 214                        | 165               | 49             | 23%            | 473                        | 165               | 308            | 65%            |
|                                  |                | Unknown     | 1                          | 0                 | 1              | 100%           | 0                          | 0                 | 0              | 0%             |
|                                  | Race/Ethnicity | Am. Indian  | 2                          | 2                 | 0              | 0%             | 20                         | 5                 | 15             | 75%            |
|                                  |                | Asian/P. I. | 7                          | 4                 | 3              | 43%            | 14                         | 3                 | 11             | 79%            |
|                                  |                | Black       | 62                         | 44                | 18             | 29%            | 169                        | 54                | 115            | 68%            |
|                                  |                | Hispanic    | 26                         | 21                | 5              | 19%            | 128                        | 51                | 77             | 60%            |
|                                  |                | White       | 194                        | 164               | 30             | 15%            | 393                        | 161               | 232            | 59%            |
|                                  |                | Unknown     | 12                         | 8                 | 4              | 33%            | 58                         | 14                | 44             | 76%            |
|                                  | District Total |             |                            | 303               | 243            | 60             | 20%                        | 782               | 288            | 494            |

# District 4

## Part (a) Adjudication of Juvenile Petitions

*Nebraska Revised Statute 24-1007 (a) Juveniles prosecuted in juvenile court under subdivision (1), (2), (3), or (4) of section 43-247, including the total number of filings and adjudications.*

The Juvenile Petitions and Adjudications tables report the number of new juvenile cases and corresponding percent of adjudications by case type and demographic for cases filed in 2015. The data consists of both county court and separate juvenile court cases. Cases with multiple charges, pleas or findings are counted once per case. Supplemental petitions are not included in this data set. Cases filed in November or December of 2015 may not have reached the adjudication stage of proceedings.

| Number of Juvenile Cases and Adjudication by Case Type<br>District |              |                 |         |         |                |         |         |             |         |         |         |         |         |
|--|--------------|-----------------|---------|---------|----------------|---------|---------|-------------|---------|---------|---------|---------|---------|
| District   | Demo-graphic | Traffic Offense |         |         | Status Offense |         |         | Misdemeanor |         |         | Felony  |         |         |
|  |              | # Cases         | # Admit | % Admit | # Cases        | # Admit | % Admit | # Cases     | # Admit | % Admit | # Cases | # Admit | % Admit |
| D4, Douglas County   | 10 & under   | 0               | 0       | 0%      | 0              | 0       | 0%      | 1           | 1       | 100%    | 0       | 0       | 0%      |
|  | 11-13        | 1               | 0       | 0%      | 14             | 9       | 64%     | 67          | 39      | 58%     | 16      | 13      | 81%     |
|  | 14-15        | 9               | 1       | 11%     | 69             | 47      | 68%     | 194         | 101     | 52%     | 54      | 35      | 65%     |
|  | 16           | 1               | 1       | 100%    | 69             | 54      | 78%     | 188         | 112     | 60%     | 37      | 24      | 65%     |
|  | 17           | 0               | 0       | 0%      | 41             | 27      | 66%     | 199         | 105     | 53%     | 39      | 30      | 77%     |
|  | Female       | 2               | 1       | 50%     | 105            | 77      | 73%     | 205         | 121     | 59%     | 23      | 18      | 78%     |
|  | Male         | 9               | 1       | 11%     | 86             | 58      | 67%     | 444         | 237     | 53%     | 123     | 84      | 68%     |
|  | Unknown      | 0               | 0       | 0%      | 2              | 2       | 100%    | 0           | 0       | 0%      | 0       | 0       | 0%      |
|  | Am. Indian   | 0               | 0       | 0%      | 1              | 0       | 0%      | 5           | 3       | 60%     | 2       | 0       | 0%      |
|  | Asian/P. I.  | 0               | 0       | 0%      | 1              | 1       | 100%    | 5           | 2       | 40%     | 3       | 3       | 100%    |
|  | Black        | 4               | 1       | 25%     | 32             | 23      | 72%     | 360         | 189     | 53%     | 93      | 62      | 67%     |
|  | Hispanic     | 5               | 0       | 0%      | 20             | 14      | 70%     | 76          | 50      | 66%     | 17      | 13      | 76%     |
|  | White        | 2               | 1       | 50%     | 37             | 25      | 68%     | 200         | 113     | 57%     | 31      | 24      | 77%     |
|  | Other        | 0               | 0       | 0%      | 0              | 0       | 0%      | 2           | 1       | 50%     | 0       | 0       | 0%      |
| Unknown  | 0            | 0               | 0%      | 102     | 74             | 73%     | 1       | 0           | 0%      | 0       | 0       | 0%      |         |
| District Total   |              | 11              | 2       | 18%     | 193            | 137     | 71%     | 649         | 358     | 55%     | 146     | 102     | 70%     |

## District 4

### Part (b) Juveniles Prosecuted in Adult Criminal Court - Case Type

*Nebraska Revised Statute 24-1007 (b) Juveniles prosecuted in adult criminal court for felonies, misdemeanors, and traffic offenses. The information shall include juveniles sentenced to terms in adult jails and prisons and juveniles placed on adult probation.*

Juveniles Prosecuted in Adult Criminal Court tables consist of criminal and traffic cases in county court and criminal cases in district court that reached the point of sentencing in 2015. Cases with multiple charges are counted once per case and reported as the most severe offense. Cases for juveniles ages 13 and below must be filed and stay in juvenile court; however, judges have the authority to allow these cases in criminal court. Therefore, only juveniles ages 14 through 17 at the time of the offense appear in adult criminal court data, with rare exceptions.

| Juveniles Prosecuted in Adult Criminal Court<br>by Case Type<br>District |                |             |           |             |         |             |             |             |        |             |
|--|----------------|-------------|-----------|-------------|---------|-------------|-------------|-------------|--------|-------------|
| District   | Demographic    | Cohort      | All Cases |             | Traffic |             | Misdemeanor |             | Felony |             |
|  |                |             | #         | % of Total* | #       | % of Cohort | #           | % of Cohort | #      | % of Cohort |
| D4, Douglas County   | Age Group      | 14-15       | 2         | 1%          | 0       | 0%          | 0           | 0%          | 2      | 6%          |
|  |                | 16          | 48        | 32%         | 18      | 46%         | 24          | 30%         | 6      | 19%         |
|  |                | 17          | 102       | 67%         | 21      | 54%         | 57          | 70%         | 24     | 75%         |
|  | Gender         | Female      | 34        | 22%         | 9       | 23%         | 21          | 26%         | 4      | 13%         |
|  |                | Male        | 118       | 78%         | 30      | 77%         | 60          | 74%         | 28     | 88%         |
|  | Race/Ethnicity | Am. Indian  | 1         | 1%          | 0       | 0%          | 0           | 0%          | 1      | 3%          |
|  |                | Asian/P. I. | 2         | 1%          | 0       | 0%          | 2           | 2%          | 0      | 0%          |
|  |                | Black       | 52        | 35%         | 11      | 31%         | 21          | 26%         | 20     | 63%         |
|  |                | Hispanic    | 21        | 14%         | 5       | 14%         | 11          | 14%         | 5      | 16%         |
|  |                | White       | 71        | 48%         | 20      | 56%         | 45          | 56%         | 6      | 19%         |
|  |                | Other       | 2         | 1%          | 0       | 0%          | 2           | 2%          | 0      | 0%          |
|  |                | Unknown     | 3         |             | 3       |             | 0           |             | 0      |             |
|  | District Total |             |           | 152         | 100%    | 39          | 100%        | 81          | 100%   | 32          |

\*Percent of total cases is calculated using the valid percent (cases with unknown gender or unknown race/ethnicity are not included).

## District 4

### Part (b) Juveniles Prosecuted in Adult Criminal Court - Sentence

*Nebraska Revised Statute 24-1007 (b) Juveniles prosecuted in adult criminal court for felonies, misdemeanors, and traffic offenses. The information shall include juveniles sentenced to terms in adult jails and prisons and juveniles placed on adult probation.*

Juveniles Prosecuted in Adult Criminal Court tables include criminal and traffic cases in county court and criminal cases in district court that reached the point of sentencing in 2015. If multiple sentencing types occur within a case (ex. probation/jail), all sentencing types are included.

| Juveniles Prosecuted in Adult Criminal Court<br>by Sentence<br>District |                |             |           |             |           |             |      |             |        |             |
|---|----------------|-------------|-----------|-------------|-----------|-------------|------|-------------|--------|-------------|
| District  | Demographic    | Cohort      | All Cases |             | Probation |             | Jail |             | Prison |             |
|   |                |             | #         | % of Total* | #         | % of Cohort | #    | % of Cohort | #      | % of Cohort |
| D4, Douglas County  | Age Group      | 14-15       | 2         | 1%          | 0         | 0%          | 1    | 50%         | 1      | 50%         |
|   |                | 16          | 48        | 31%         | 40        | 83%         | 4    | 8%          | 4      | 8%          |
|   |                | 17          | 104       | 68%         | 65        | 63%         | 27   | 26%         | 12     | 12%         |
|   | Gender         | Female      | 35        | 23%         | 24        | 69%         | 11   | 31%         | 0      | 0%          |
|   |                | Male        | 119       | 77%         | 81        | 68%         | 21   | 18%         | 17     | 14%         |
|   | Race/Ethnicity | Am. Indian  | 1         | 1%          | 0         | 0%          | 1    | 100%        | 0      | 0%          |
|   |                | Asian/P. I. | 2         | 1%          | 2         | 100%        | 0    | 0%          | 0      | 0%          |
|   |                | Black       | 52        | 34%         | 26        | 50%         | 14   | 27%         | 12     | 23%         |
|   |                | Hispanic    | 21        | 14%         | 13        | 62%         | 6    | 29%         | 2      | 10%         |
|   |                | White       | 72        | 48%         | 59        | 82%         | 10   | 14%         | 3      | 4%          |
|   |                | Other       | 3         | 2%          | 2         | 67%         | 1    | 33%         | 0      | 0%          |
|   |                | Unknown     | 3         |             | 3         | 100%        | 0    | 0%          | 0      | 0%          |
|   | District Total |             |           | 154         | 100%      | 105         | 68%  | 32          | 21%    | 17          |

\*Percent of total cases is calculated using the valid percent (cases with unknown gender or unknown race/ethnicity are not included).

## District 4

### Part (c) Motions to Transfer Courts and Transfers

*Nebraska Revised Statute 24-1007 (c) The number of motions to transfer and the number of cases transferred to adult court from juvenile court and from adult criminal court to juvenile court.*

The data for Motions to Transfer Cases and Cases Transferred consists of county court and district court adult criminal cases and county court and separate juvenile court juvenile cases within the same county. Motions to transfer cases and cases transferred that were entered in 2015 were included in the file. Cases may have been filed previously and transferred in 2015. There can be multiple motions to transfer a case and all are reported; transfers occur once per case.

| Motions to Transfer Courts and Transfers |                |             |                               |     |             |      |                               |     |             |     |      |
|--|----------------|-------------|-------------------------------|-----|-------------|------|-------------------------------|-----|-------------|-----|------|
| District                                 |                |             |                               |     |             |      |                               |     |             |     |      |
| District                                 | Demographic    | Cohort      | Juvenile Court to Adult Court |     |             |      | Adult Court to Juvenile Court |     |             |     |      |
|  |                |             | Motion to Transfer            |     | Transferred |      | Motion to Transfer            |     | Transferred |     |      |
|  |                |             | #                             | %   | #           | %    | #                             | %   | #           | %   |      |
| D4, Douglas County                       | Age Group      | 11-13       | 0                             | 0%  | 0           | 0%   | 1                             | 3%  | 1           | 2%  |      |
|  |                | 14-15       | 2                             | 29% | 0           | 0%   | 1                             | 3%  | 2           | 4%  |      |
|  |                | 16          | 0                             | 0%  | 0           | 0%   | 7                             | 21% | 22          | 48% |      |
|  |                | 17          | 5                             | 71% | 3           | 100% | 24                            | 73% | 21          | 46% |      |
|  | Gender         | Female      | 1                             | 14% | 1           | 33%  | 9                             | 27% | 11          | 24% |      |
|  |                | Male        | 6                             | 86% | 2           | 67%  | 24                            | 73% | 35          | 76% |      |
|  | Race/Ethnicity | Asian/P. I. | 0                             | 0%  | 0           | 0%   | 0                             | 0%  | 1           | 2%  |      |
|  |                | Black       | 4                             | 57% | 1           | 33%  | 16                            | 48% | 19          | 41% |      |
|  |                | Hispanic    | 1                             | 14% | 1           | 33%  | 6                             | 18% | 8           | 17% |      |
|  |                | White       | 2                             | 29% | 1           | 33%  | 11                            | 33% | 18          | 39% |      |
|  | District Total |             |                               | 7   | 100%        | 3    | 100%                          | 33  | 100%        | 46  | 100% |

## District 4

### Part (d) Probation - Cases

*Nebraska Revised Statute 24-1007 (d) Juveniles placed on juvenile probation, the number of juveniles on probation in out-of-home care, the number of juveniles completing probation, the number of motions to revoke probation and probation revocations, and the average length of time on probation.*

Juvenile Probation Activity - Cases tables consist of juvenile probation cases in county court and separate juvenile court that had the following activities during the year: placed on probation, out-of-home placement, motions to revoke, probation revoked, or satisfactory release. Probation cases may have multiple motions to revoke probation and multiple probation revocations. Cases may have been ordered to probation in previous years. All probation types are included.

| Juvenile Probation Activity - Cases<br>District |                    |             |                        |                |                          |                |                      |                |                      |                |                         |                |      |
|---|--------------------|-------------|------------------------|----------------|--------------------------|----------------|----------------------|----------------|----------------------|----------------|-------------------------|----------------|------|
| Dis-<br>trict                                   | Demo-<br>graphic   | Cohort      | Placed on<br>Probation |                | Out-of-home<br>Placement |                | Motions to<br>Revoke |                | Probation<br>Revoked |                | Satisfactory<br>Release |                |      |
|   |                    |             | # of<br>Cases          | % of<br>Total* | # of<br>Cases            | % of<br>Total* | # of<br>Cases        | % of<br>Total* | # of<br>Cases        | % of<br>Total* | # of<br>Cases           | % of<br>Total* |      |
| D4, Douglas County                              | Age<br>Group       | 10 & under  | 1                      | 0%             | 1                        | 0%             | 0                    | 0%             | 0                    | 0%             | 0                       | 0%             |      |
|   |                    | 11-13       | 134                    | 12%            | 71                       | 18%            | 244                  | 11%            | 239                  | 11%            | 106                     | 13%            |      |
|   |                    | 14-15       | 426                    | 38%            | 156                      | 39%            | 1271                 | 56%            | 1202                 | 57%            | 329                     | 39%            |      |
|   |                    | 16          | 332                    | 30%            | 116                      | 29%            | 581                  | 26%            | 545                  | 26%            | 256                     | 30%            |      |
|   |                    | 17          | 220                    | 20%            | 51                       | 13%            | 158                  | 7%             | 121                  | 6%             | 150                     | 18%            |      |
|   | Gender             | Female      | 355                    | 32%            | 108                      | 28%            | 527                  | 24%            | 514                  | 25%            | 285                     | 36%            |      |
|   |                    | Male        | 738                    | 68%            | 281                      | 72%            | 1684                 | 76%            | 1557                 | 75%            | 513                     | 64%            |      |
|   |                    | Unknown     | 20                     |                | 6                        |                | 43                   |                | 36                   |                | 43                      |                |      |
|   | Race/<br>Ethnicity | Am. Indian  | 7                      | 1%             | 4                        | 1%             | 26                   | 1%             | 22                   | 1%             | 6                       | 1%             |      |
|   |                    | Asian/P. I. | 10                     | 1%             | 5                        | 1%             | 11                   | 1%             | 3                    | 0%             | 7                       | 1%             |      |
|   |                    | Black       | 495                    | 52%            | 220                      | 61%            | 997                  | 48%            | 942                  | 48%            | 346                     | 50%            |      |
|   |                    | Hispanic    | 157                    | 17%            | 50                       | 14%            | 517                  | 25%            | 521                  | 27%            | 120                     | 17%            |      |
|   |                    | White       | 275                    | 29%            | 81                       | 23%            | 510                  | 25%            | 457                  | 23%            | 216                     | 31%            |      |
|   |                    | Other       | 5                      | 1%             | 0                        | 0%             | 1                    | 0%             | 0                    | 0%             | 3                       | 0%             |      |
|   |                    | Unknown     | 164                    |                | 35                       |                | 192                  |                | 162                  |                | 143                     |                |      |
|   | District Total     |             |                        | 1,113          | 100%                     | 395            | 100%                 | 2254           | 100%                 | 2,107          | 100%                    | 841            | 100% |

\*Percent of total cases is calculated using the valid percent (cases with unknown gender or unknown race/ethnicity are not included).

## District 4

### Part (d) Probation - Youth

*Nebraska Revised Statute 24-1007 (d) Juveniles placed on juvenile probation, the number of juveniles on probation in out-of-home care, the number of juveniles completing probation, the number of motions to revoke probation and probation revocations, and the average length of time on probation.*

The Juvenile Probation Activity - Youth data is provided from the Office of Probation's case management system, Nebraska Probation Application for Community Safety (NPACS). The table reports the number and percent of youth with various activity during the year. Youth are counted once in each category, regardless of the number of out-of-home placements, motions to revoke, or cases they may have in the court system. Age groups report age at the time of arrest, with the exception of the average length of probation, which reports age at the time of exit from probation.

| Juvenile Probation Activity - Youth |                 |                 |                     |            |                       |            |                   |            |                   |            |                      |            |                              |        |    |
|-------------------------------------|-----------------|-----------------|---------------------|------------|-----------------------|------------|-------------------|------------|-------------------|------------|----------------------|------------|------------------------------|--------|----|
| District                            |                 |                 |                     |            |                       |            |                   |            |                   |            |                      |            |                              |        |    |
| District                            | Demo-graphic    | Cohort          | Placed on Probation |            | Out-of-home Placement |            | Motions to Revoke |            | Probation Revoked |            | Satisfactory Release |            | Average Length of Probation* |        |    |
|                                     |                 |                 | # of Youth          | % of Total | # of Youth            | % of Total | # of Youth        | % of Total | # of Youth        | % of Total | # of Youth           | % of Total | # of Youth                   | Months |    |
| D4, Douglas County                  | Age Group       | 10 & under      | 1                   | 0%         | 4                     | 1%         |                   | 0%         |                   | 0%         |                      | 0%         | 0                            | 0      |    |
|                                     |                 | 11-13           | 90                  | 12%        | 173                   | 30%        | 66                | 18%        | 5                 | 15%        | 92                   | 14%        | 14                           | 5      |    |
|                                     |                 | 14-15           | 252                 | 34%        | 276                   | 47%        | 169               | 45%        | 16                | 47%        | 256                  | 38%        | 111                          | 10     |    |
|                                     |                 | 16              | 218                 | 30%        | 93                    | 16%        | 96                | 26%        | 9                 | 26%        | 201                  | 30%        | 141                          | 12     |    |
|                                     |                 | 17              | 171                 | 23%        | 37                    | 6%         | 44                | 12%        | 3                 | 9%         | 119                  | 18%        | 268                          | 12     |    |
|                                     |                 | 18              | 4                   | 1%         | 1                     | 0%         | 1                 | 0%         | 1                 | 3%         |                      | 0%         | 283                          | 14     |    |
|                                     | Gender          | Female          | 256                 | 35%        | 170                   | 29%        | 116               | 31%        | 12                | 35%        | 245                  | 37%        | 285                          | 12     |    |
|                                     |                 | Male            | 480                 | 65%        | 414                   | 71%        | 260               | 69%        | 22                | 65%        | 423                  | 63%        | 532                          | 13     |    |
|                                     | Race            | Am. Indian      | 18                  | 2%         | 23                    | 4%         | 9                 | 2%         | 0                 | 0%         | 15                   | 2%         | 19                           | 15     |    |
|                                     |                 | Asian/P. I.     | 9                   | 1%         | 4                     | 1%         | 5                 | 1%         | 1                 | 3%         | 6                    | 1%         | 9                            | 9      |    |
|                                     |                 | Black           | 334                 | 45%        | 322                   | 55%        | 192               | 51%        | 19                | 56%        | 289                  | 43%        | 357                          | 13     |    |
|                                     |                 | White           | 240                 | 33%        | 154                   | 26%        | 97                | 26%        | 6                 | 18%        | 213                  | 32%        | 258                          | 12     |    |
|                                     |                 | Other           | 135                 | 18%        | 81                    | 14%        | 73                | 19%        | 8                 | 24%        | 145                  | 22%        | 174                          | 13     |    |
|                                     | Ethnicity       | Hispanic Origin | 177                 | 24%        | 104                   | 18%        | 82                | 22%        | 8                 | 24%        | 160                  | 24%        | 189                          | 12     |    |
|                                     |                 | Non-Hispanic    | 559                 | 76%        | 480                   | 82%        | 294               | 78%        | 26                | 76%        | 508                  | 76%        | 628                          | 12     |    |
|                                     | District Totals |                 |                     | 736        | 100%                  | 584        | 100%              | 376        | 100%              | 34         | 100%                 | 668        | 100%                         | 817    | 12 |

\*Probation is terminated at 19 years of age. The age group for 18 year olds average length of probation includes 18 and 19 year olds.



## District 4

Youth Level of Service/Case Management Inventory (YLS/CMI) is an assessment tool used to determine the level of risk and appropriate placement for youth on probation. The following table shows the classification results of youth upon entry and exit from probation.

| Classification based on Youth Level of Service/<br>Case Management Inventory Level |   |                        |      |                      |      |
|--|---|------------------------|------|----------------------|------|
| District   | Risk Category                                     | Initial Classification |      | Final Classification |      |
|  |   | #                      | %    | #                    | %    |
| D4,<br>Douglas<br>County   | Juvenile Community-Based Intervention (high risk) | 296                    | 40%  | 280                  | 34%  |
|  | Juvenile Community-Based Resource (low risk)      | 427                    | 58%  | 534                  | 65%  |
|  | Other*  | 13                     | 2%   | 3                    | 0%   |
| Total Youth  |   | 736                    | 100% | 817                  | 100% |

\*No YLS/CMI assessment completed prior to termination of probation due to a brief probation term or successful completion of pre-adjudicated services.

## District 4

As a part of the Interstate Compact on the Placement of Children (ICPC), Nebraska monitors youth from out of state. These are notated in county tables as “out of state.”

| Juvenile Probation Activity - Youth by Age Group |              |        |                     |                       |                   |                   |                      |                              |        |
|--|--------------|--------|---------------------|-----------------------|-------------------|-------------------|----------------------|------------------------------|--------|
| County   |              |        |                     |                       |                   |                   |                      |                              |        |
| District   | County       | Cohort | Placed on Probation | Out-of-home Placement | Motions to Revoke | Probation Revoked | Satisfactory Release | Average Length of Probation* |        |
|  |              |        | # of Youth          | # of Youth            | # of Youth        | # of Youth        | # of Youth           | # of Youth                   | Months |
| D4, Douglas County                               | Out of State | 11-13  | 2                   | 1                     | 0                 | 0                 | 0                    | 0                            | 0      |
|  |              | 14-15  | 3                   | 0                     | 0                 | 0                 | 2                    | 1                            | 4      |
|  |              | 16     | 2                   | 0                     | 0                 | 0                 | 1                    | 4                            | 9      |
|  |              | 17     | 2                   | 0                     | 0                 | 0                 | 0                    | 0                            | 0      |
|  |              | 18     | 0                   | 0                     | 0                 | 0                 | 0                    | 1                            | 2      |

| Juvenile Probation Activity - Youth by Gender |              |        |                     |                       |                   |                   |                      |                              |        |
|---|--------------|--------|---------------------|-----------------------|-------------------|-------------------|----------------------|------------------------------|--------|
| County  |              |        |                     |                       |                   |                   |                      |                              |        |
| District                                      | County       | Cohort | Placed on Probation | Out-of-home Placement | Motions to Revoke | Probation Revoked | Satisfactory Release | Average Length of Probation* |        |
|   |              |        | # of Youth          | # of Youth            | # of Youth        | # of Youth        | # of Youth           | # of Youth                   | Months |
| D4, Douglas County                            | Out of State | Male   | 9                   | 1                     | 0                 | 0                 | 3                    | 6                            | 7      |

| Juvenile Probation Activity - Youth by Race |              |        |                     |                       |                   |                   |                      |                              |        |
|---|--------------|--------|---------------------|-----------------------|-------------------|-------------------|----------------------|------------------------------|--------|
| County                                      |              |        |                     |                       |                   |                   |                      |                              |        |
| District                                    | County       | Cohort | Placed on Probation | Out-of-home Placement | Motions to Revoke | Probation Revoked | Satisfactory Release | Average Length of Probation* |        |
|   |              |        | # of Youth          | # of Youth            | # of Youth        | # of Youth        | # of Youth           | # of Youth                   | Months |
| D4, Douglas County                          | Out of State | Black  | 5                   | 1                     | 0                 | 0                 | 0                    | 2                            | 12     |
|   |              | White  | 4                   | 0                     | 0                 | 0                 | 2                    | 3                            | 4      |
|   |              | Other  | 0                   | 0                     | 0                 | 0                 | 1                    | 1                            | 6      |

| Juvenile Probation Activity - Youth by Ethnicity |              |              |                     |                       |                   |                   |                      |                              |        |
|--|--------------|--------------|---------------------|-----------------------|-------------------|-------------------|----------------------|------------------------------|--------|
| County   |              |              |                     |                       |                   |                   |                      |                              |        |
| District   | County       | Cohort       | Placed on Probation | Out-of-home Placement | Motions to Revoke | Probation Revoked | Satisfactory Release | Average Length of Probation* |        |
|  |              |              | # of Youth          | # of Youth            | # of Youth        | # of Youth        | # of Youth           | # of Youth                   | Months |
| D4, Douglas County                               | Out of State | Non-Hispanic | 9                   | 1                     | 0                 | 0                 | 3                    | 6                            | 7      |

## District 4

### Part (e) Juveniles With Access to Counsel

*Nebraska Revised Statute 24-1007 (e) juveniles with and without access to counsel in juvenile and adult court, both appointed and retained.*

The Juveniles with Access to Counsel table displays the percent of juveniles represented by an attorney in criminal cases from county court and district court and juvenile cases from county court and separate juvenile court. Data includes new cases filed and cases transferred from one county to another during calendar year 2015. Cases filed in 2015 may not have reached the sentencing/adjudication stage of proceedings.

| Juveniles With Access to Counsel<br>District |                     |             |                                     |                      |                   |                   |                                     |                      |                   |                   |     |
|--|---------------------|-------------|-------------------------------------|----------------------|-------------------|-------------------|-------------------------------------|----------------------|-------------------|-------------------|-----|
| District                                     | Demo-<br>graphic    | Cohort      | Criminal Court Cases                |                      |                   |                   | Juvenile Court Cases                |                      |                   |                   |     |
|  |                     |             | Total<br>Criminal<br>Court<br>Cases | # Without<br>Counsel | # With<br>Counsel | % With<br>Counsel | Total<br>Juvenile<br>Court<br>Cases | # Without<br>Counsel | # With<br>Counsel | % With<br>Counsel |     |
| D4, Douglas County                           | Age Group           | 10 & under  | 0                                   | 0                    | 0                 | 0%                | 3                                   | 0                    | 3                 | 100%              |     |
|  |                     | 11-13       | 1                                   | 1                    | 0                 | 0%                | 159                                 | 5                    | 154               | 97%               |     |
|  |                     | 14-15       | 14                                  | 3                    | 11                | 79%               | 510                                 | 30                   | 480               | 94%               |     |
|  |                     | 16          | 101                                 | 48                   | 53                | 52%               | 475                                 | 37                   | 438               | 92%               |     |
|  |                     | 17          | 223                                 | 93                   | 130               | 58%               | 471                                 | 26                   | 445               | 94%               |     |
|  | Gender              | Female      | 102                                 | 49                   | 53                | 52%               | 513                                 | 39                   | 474               | 92%               |     |
|  |                     | Male        | 237                                 | 96                   | 141               | 59%               | 1100                                | 58                   | 1042              | 95%               |     |
|  |                     | Unknown     | 0                                   | 0                    | 0                 | 0%                | 5                                   | 1                    | 4                 | 80%               |     |
|  | Race/Eth-<br>nicity | Am. Indian  | 4                                   | 2                    | 2                 | 50%               | 10                                  | 1                    | 9                 | 90%               |     |
|  |                     | Asian/P. I. | 4                                   | 4                    | 0                 | 0%                | 12                                  | 2                    | 10                | 83%               |     |
|  |                     | Black       | 134                                 | 38                   | 96                | 72%               | 777                                 | 41                   | 736               | 95%               |     |
|  |                     | Hispanic    | 61                                  | 21                   | 40                | 66%               | 193                                 | 8                    | 185               | 96%               |     |
|  |                     | White       | 131                                 | 77                   | 54                | 41%               | 423                                 | 24                   | 399               | 94%               |     |
|  |                     | Other       | 5                                   | 3                    | 2                 | 40%               | 8                                   | 0                    | 8                 | 100%              |     |
|  |                     | Unknown     | 0                                   | 0                    | 0                 | 0%                | 195                                 | 22                   | 173               | 89%               |     |
|  | District Total      |             |                                     | 339                  | 145               | 194               | 57%                                 | 1,618                | 98                | 1,520             | 94% |

# District 5

## Part (a) Adjudication of Juvenile Petitions

*Nebraska Revised Statute 24-1007 (a) Juveniles prosecuted in juvenile court under subdivision (1), (2), (3), or (4) of section 43-247, including the total number of filings and adjudications.*

The Juvenile Petitions and Adjudications tables report the number of new juvenile cases and corresponding percent of adjudications by case type and demographic for cases filed in 2015. The data consists of both county court and separate juvenile court cases. Cases with multiple charges, pleas or findings are counted once per case. Supplemental petitions are not included in this data set. Cases filed in November or December of 2015 may not have reached the adjudication stage of proceedings.

| Number of Juvenile Cases and Adjudication by Case Type<br>District |                  |                 |            |            |                |            |            |             |            |            |            |            |            |
|--|------------------|-----------------|------------|------------|----------------|------------|------------|-------------|------------|------------|------------|------------|------------|
| District   | Demo-<br>graphic | Traffic Offense |            |            | Status Offense |            |            | Misdemeanor |            |            | Felony     |            |            |
|  |                  | #<br>Cases      | #<br>Admit | %<br>Admit | #<br>Cases     | #<br>Admit | %<br>Admit | #<br>Cases  | #<br>Admit | %<br>Admit | #<br>Cases | #<br>Admit | %<br>Admit |
| D5   | 10 & under       | 0               | 0          | 0%         | 1              | 0          | 0%         | 1           | 0          | 0%         | 0          | 0          | 0%         |
|  | 11-13            | 0               | 0          | 0%         | 9              | 6          | 67%        | 35          | 17         | 49%        | 10         | 7          | 70%        |
|  | 14-15            | 19              | 8          | 42%        | 13             | 8          | 62%        | 98          | 58         | 59%        | 15         | 13         | 87%        |
|  | 16               | 19              | 7          | 37%        | 14             | 8          | 57%        | 92          | 60         | 65%        | 8          | 5          | 63%        |
|  | 17               | 13              | 8          | 62%        | 5              | 5          | 100%       | 111         | 73         | 66%        | 10         | 7          | 70%        |
|  | Female           | 18              | 6          | 33%        | 19             | 12         | 63%        | 104         | 55         | 53%        | 5          | 3          | 60%        |
|  | Male             | 33              | 17         | 52%        | 16             | 10         | 63%        | 217         | 142        | 65%        | 33         | 24         | 73%        |
|  | Unknown          | 0               | 0          | 0%         | 7              | 5          | 71%        | 16          | 11         | 69%        | 5          | 5          | 100%       |
|  | Am. Indian       | 0               | 0          | 0%         | 0              | 0          | 0%         | 3           | 2          | 67%        | 0          | 0          | 0%         |
|  | Black            | 0               | 0          | 0%         | 2              | 1          | 50%        | 5           | 4          | 80%        | 1          | 0          | 0%         |
|  | Hispanic         | 26              | 13         | 50%        | 4              | 3          | 75%        | 63          | 33         | 52%        | 11         | 10         | 91%        |
|  | White            | 25              | 10         | 40%        | 24             | 15         | 63%        | 233         | 151        | 65%        | 18         | 15         | 83%        |
|  | Unknown          | 0               | 0          | 0%         | 12             | 8          | 67%        | 33          | 18         | 55%        | 13         | 7          | 54%        |
| District Total   |                  | 51              | 23         | 45%        | 42             | 27         | 64%        | 337         | 208        | 62%        | 43         | 32         | 74%        |

Juvenile Cases and Adjudication by Case Type and Age Group  
County

| District | County     | Age Group  | Traffic Offense |         |         | Status Offense |         |         | Misdemeanor |         |         | Felony  |         |         |
|----------|------------|------------|-----------------|---------|---------|----------------|---------|---------|-------------|---------|---------|---------|---------|---------|
|          |            |            | # Cases         | # Admit | % Admit | # Cases        | # Admit | % Admit | # Cases     | # Admit | % Admit | # Cases | # Admit | % Admit |
| D5       | Boone      | 11-13      | 0               | 0       | 0%      | 2              | 0       | 0%      | 0           | 0       | 0%      | 1       | 0       | 0%      |
|          |            | 14-15      | 0               | 0       | 0%      | 0              | 0       | 0%      | 4           | 0       | 0%      | 0       | 0       | 0%      |
|          |            | 16         | 1               | 0       | 0%      | 0              | 0       | 0%      | 2           | 2       | 100%    | 2       | 2       | 100%    |
|          |            | 17         | 1               | 1       | 100%    | 0              | 0       | 0%      | 2           | 2       | 100%    | 0       | 0       | 0%      |
|          | Butler     | 14-15      | 2               | 2       | 100%    | 2              | 1       | 50%     | 5           | 5       | 100%    | 0       | 0       | 0%      |
|          |            | 16         | 0               | 0       | 0%      | 0              | 0       | 0%      | 7           | 5       | 71%     | 0       | 0       | 0%      |
|          |            | 17         | 0               | 0       | 0%      | 0              | 0       | 0%      | 3           | 3       | 100%    | 2       | 2       | 100%    |
|          | Colfax     | 11-13      | 0               | 0       | 0%      | 0              | 0       | 0%      | 7           | 4       | 57%     | 2       | 2       | 100%    |
|          |            | 14-15      | 3               | 2       | 67%     | 0              | 0       | 0%      | 13          | 10      | 77%     | 3       | 2       | 67%     |
|          |            | 16         | 3               | 3       | 100%    | 0              | 0       | 0%      | 10          | 9       | 90%     | 2       | 1       | 50%     |
|          |            | 17         | 2               | 2       | 100%    | 1              | 1       | 100%    | 10          | 9       | 90%     | 3       | 1       | 33%     |
|          | Hamilton   | 11-13      | 0               | 0       | 0%      | 0              | 0       | 0%      | 3           | 3       | 100%    | 1       | 1       | 100%    |
|          |            | 14-15      | 0               | 0       | 0%      | 0              | 0       | 0%      | 4           | 2       | 50%     | 4       | 4       | 100%    |
|          |            | 16         | 0               | 0       | 0%      | 1              | 0       | 0%      | 12          | 12      | 100%    | 0       | 0       | 0%      |
|          |            | 17         | 0               | 0       | 0%      | 0              | 0       | 0%      | 6           | 4       | 67%     | 0       | 0       | 0%      |
|          | Merrick    | 11-13      | 0               | 0       | 0%      | 1              | 1       | 100%    | 3           | 1       | 33%     | 0       | 0       | 0%      |
|          |            | 14-15      | 0               | 0       | 0%      | 0              | 0       | 0%      | 3           | 2       | 67%     | 3       | 3       | 100%    |
|          |            | 16         | 0               | 0       | 0%      | 3              | 3       | 100%    | 3           | 2       | 67%     | 1       | 1       | 100%    |
|          |            | 17         | 0               | 0       | 0%      | 1              | 1       | 100%    | 6           | 5       | 83%     | 2       | 1       | 50%     |
|          | Nance      | 11-13      | 0               | 0       | 0%      | 1              | 1       | 100%    | 0           | 0       | 0%      | 0       | 0       | 0%      |
|          |            | 14-15      | 0               | 0       | 0%      | 0              | 0       | 0%      | 3           | 3       | 100%    | 1       | 1       | 100%    |
|          |            | 16         | 0               | 0       | 0%      | 0              | 0       | 0%      | 1           | 1       | 100%    | 0       | 0       | 0%      |
|          |            | 17         | 0               | 0       | 0%      | 0              | 0       | 0%      | 2           | 2       | 100%    | 0       | 0       | 0%      |
|          | Platte     | 11-13      | 0               | 0       | 0%      | 1              | 1       | 100%    | 16          | 5       | 31%     | 6       | 4       | 67%     |
|          |            | 14-15      | 13              | 3       | 23%     | 8              | 4       | 50%     | 41          | 17      | 41%     | 2       | 1       | 50%     |
|          |            | 16         | 13              | 2       | 15%     | 8              | 4       | 50%     | 36          | 12      | 33%     | 1       | 0       | 0%      |
|          |            | 17         | 9               | 4       | 44%     | 1              | 1       | 100%    | 51          | 21      | 41%     | 0       | 0       | 0%      |
|          | Polk       | 14-15      | 0               | 0       | 0%      | 0              | 0       | 0%      | 4           | 2       | 50%     | 0       | 0       | 0%      |
|          |            | 16         | 0               | 0       | 0%      | 0              | 0       | 0%      | 1           | 1       | 100%    | 0       | 0       | 0%      |
|          | Saunders   | 10 & under | 0               | 0       | 0%      | 0              | 0       | 0%      | 1           | 0       | 0%      | 0       | 0       | 0%      |
|          |            | 11-13      | 0               | 0       | 0%      | 3              | 3       | 100%    | 1           | 1       | 100%    | 0       | 0       | 0%      |
|          |            | 14-15      | 0               | 0       | 0%      | 2              | 2       | 100%    | 4           | 4       | 100%    | 1       | 1       | 100%    |
| 16       |            | 0          | 0               | 0%      | 1       | 1              | 100%    | 5       | 3           | 60%     | 1       | 0       | 0%      |         |
| 17       |            | 0          | 0               | 0%      | 0       | 0              | 0%      | 4       | 3           | 75%     | 0       | 0       | 0%      |         |
| Seward   | 10 & under | 0          | 0               | 0%      | 1       | 0              | 0%      | 0       | 0           | 0%      | 0       | 0       | 0%      |         |
|          | 11-13      | 0          | 0               | 0%      | 0       | 0              | 0%      | 2       | 1           | 50%     | 0       | 0       | 0%      |         |
|          | 14-15      | 1          | 1               | 100%    | 0       | 0              | 0%      | 8       | 6           | 75%     | 1       | 1       | 100%    |         |
|          | 16         | 1          | 1               | 100%    | 1       | 0              | 0%      | 7       | 6           | 86%     | 0       | 0       | 0%      |         |
|          | 17         | 0          | 0               | 0%      | 1       | 1              | 100%    | 13      | 13          | 100%    | 1       | 1       | 100%    |         |

## District 5

| Juvenile Cases and Adjudication by Case Type and Age Group<br>County |        |           |                 |         |         |                |         |         |             |         |         |         |         |         |
|--|--------|-----------|-----------------|---------|---------|----------------|---------|---------|-------------|---------|---------|---------|---------|---------|
| District   | County | Age Group | Traffic Offense |         |         | Status Offense |         |         | Misdemeanor |         |         | Felony  |         |         |
|  |        |           | # Cases         | # Admit | % Admit | # Cases        | # Admit | % Admit | # Cases     | # Admit | % Admit | # Cases | # Admit | % Admit |
| D5<br>Cont.  | York   | 11-13     | 0               | 0       | 0%      | 1              | 0       | 0%      | 3           | 2       | 67%     | 0       | 0       | 0%      |
|  |        | 14-15     | 0               | 0       | 0%      | 1              | 1       | 100%    | 9           | 7       | 78%     | 0       | 0       | 0%      |
|  |        | 16        | 1               | 1       | 100%    | 0              | 0       | 0%      | 8           | 7       | 88%     | 1       | 1       | 100%    |
|  |        | 17        | 1               | 1       | 100%    | 1              | 1       | 100%    | 14          | 11      | 79%     | 2       | 2       | 100%    |

| Juvenile Cases and Adjudication by Case Type and Gender<br>County |          |         |                 |         |         |                |         |         |             |         |         |         |         |         |
|---|----------|---------|-----------------|---------|---------|----------------|---------|---------|-------------|---------|---------|---------|---------|---------|
| District  | County   | Gender  | Traffic Offense |         |         | Status Offense |         |         | Misdemeanor |         |         | Felony  |         |         |
|   |          |         | # Cases         | # Admit | % Admit | # Cases        | # Admit | % Admit | # Cases     | # Admit | % Admit | # Cases | # Admit | % Admit |
| D5  | Boone    | Female  | 1               | 0       | 0%      | 1              | 0       | 0%      | 2           | 2       | 100%    | 0       | 0       | 0%      |
|   |          | Male    | 1               | 1       | 100%    | 1              | 0       | 0%      | 6           | 2       | 33%     | 3       | 2       | 67%     |
|   | Butler   | Female  | 0               | 0       | 0%      | 0              | 0       | 0%      | 1           | 1       | 100%    | 1       | 1       | 100%    |
|   |          | Male    | 2               | 2       | 100%    | 2              | 1       | 50%     | 14          | 12      | 86%     | 1       | 1       | 100%    |
|   | Colfax   | Female  | 2               | 2       | 100%    | 0              | 0       | 0%      | 8           | 3       | 38%     | 3       | 1       | 33%     |
|   |          | Male    | 6               | 5       | 83%     | 1              | 1       | 100%    | 32          | 29      | 91%     | 7       | 5       | 71%     |
|   | Hamilton | Female  | 0               | 0       | 0%      | 1              | 0       | 0%      | 11          | 9       | 82%     | 0       | 0       | 0%      |
|   |          | Male    | 0               | 0       | 0%      | 0              | 0       | 0%      | 14          | 12      | 86%     | 5       | 5       | 100%    |
|   | Merrick  | Female  | 0               | 0       | 0%      | 2              | 2       | 100%    | 3           | 2       | 67%     | 0       | 0       | 0%      |
|   |          | Male    | 0               | 0       | 0%      | 0              | 0       | 0%      | 2           | 2       | 100%    | 1       | 0       | 0%      |
|   |          | Unknown | 0               | 0       | 0%      | 3              | 3       | 100%    | 10          | 6       | 60%     | 5       | 5       | 100%    |
|   | Nance    | Female  | 0               | 0       | 0%      | 1              | 1       | 100%    | 5           | 5       | 100%    | 0       | 0       | 0%      |
|   |          | Male    | 0               | 0       | 0%      | 0              | 0       | 0%      | 1           | 1       | 100%    | 1       | 1       | 100%    |
|   | Platte   | Female  | 12              | 1       | 8%      | 7              | 4       | 57%     | 47          | 12      | 26%     | 0       | 0       | 0%      |
|   |          | Male    | 23              | 8       | 35%     | 7              | 4       | 57%     | 94          | 40      | 43%     | 9       | 5       | 56%     |
|   |          | Unknown | 0               | 0       | 0%      | 4              | 2       | 50%     | 3           | 3       | 100%    | 0       | 0       | 0%      |
|   | Polk     | Female  | 0               | 0       | 0%      | 0              | 0       | 0%      | 1           | 0       | 0%      | 0       | 0       | 0%      |
|   |          | Male    | 0               | 0       | 0%      | 0              | 0       | 0%      | 1           | 1       | 100%    | 0       | 0       | 0%      |
|   |          | Unknown | 0               | 0       | 0%      | 0              | 0       | 0%      | 3           | 2       | 67%     | 0       | 0       | 0%      |
|   | Saunders | Female  | 0               | 0       | 0%      | 2              | 2       | 100%    | 4           | 3       | 75%     | 0       | 0       | 0%      |
| Male  |          | 0       | 0               | 0%      | 4       | 4              | 100%    | 11      | 8           | 73%     | 2       | 1       | 50%     |         |
| Seward  | Female   | 2       | 2               | 100%    | 2       | 1              | 50%     | 10      | 10          | 100%    | 1       | 1       | 100%    |         |
|   | Male     | 0       | 0               | 0%      | 1       | 0              | 0%      | 20      | 16          | 80%     | 1       | 1       | 100%    |         |
| York  | Female   | 1       | 1               | 100%    | 3       | 2              | 67%     | 12      | 8           | 67%     | 0       | 0       | 0%      |         |
|   | Male     | 1       | 1               | 100%    | 0       | 0              | 0%      | 22      | 19          | 86%     | 3       | 3       | 100%    |         |

## District 5

### Juvenile Cases and Adjudication by Case Type and Race/Ethnicity County

| District | County   | Race       | Traffic Offense |         |         | Status Offense |         |         | Misdemeanor |         |         | Felony  |         |         |
|----------|----------|------------|-----------------|---------|---------|----------------|---------|---------|-------------|---------|---------|---------|---------|---------|
|          |          |            | # Cases         | # Admit | % Admit | # Cases        | # Admit | % Admit | # Cases     | # Admit | % Admit | # Cases | # Admit | % Admit |
| D5       | Boone    | Hispanic   | 0               | 0       | 0%      | 0              | 0       | 0%      | 0           | 0       | 0%      | 1       | 1       | 100%    |
|          |          | White      | 2               | 1       | 50%     | 2              | 0       | 0%      | 6           | 4       | 67%     | 1       | 1       | 100%    |
|          |          | Unknown    | 0               | 0       | 0%      | 0              | 0       | 0%      | 2           | 0       | 0%      | 1       | 0       | 0%      |
|          | Butler   | Hispanic   | 0               | 0       | 0%      | 0              | 0       | 0%      | 1           | 1       | 100%    | 0       | 0       | 0%      |
|          |          | White      | 2               | 2       | 100%    | 2              | 1       | 50%     | 14          | 12      | 86%     | 2       | 2       | 100%    |
|          | Colfax   | Am. Indian | 0               | 0       | 0%      | 0              | 0       | 0%      | 1           | 1       | 100%    | 0       | 0       | 0%      |
|          |          | Hispanic   | 8               | 7       | 88%     | 1              | 1       | 100%    | 29          | 21      | 72%     | 6       | 5       | 83%     |
|          |          | White      | 0               | 0       | 0%      | 0              | 0       | 0%      | 9           | 9       | 100%    | 1       | 0       | 0%      |
|          |          | Unknown    | 0               | 0       | 0%      | 0              | 0       | 0%      | 1           | 1       | 100%    | 3       | 1       | 33%     |
|          | Hamilton | White      | 0               | 0       | 0%      | 1              | 0       | 0%      | 22          | 19      | 86%     | 4       | 4       | 100%    |
|          |          | Unknown    | 0               | 0       | 0%      | 0              | 0       | 0%      | 3           | 2       | 67%     | 1       | 1       | 100%    |
|          | Merrick  | Hispanic   | 0               | 0       | 0%      | 0              | 0       | 0%      | 0           | 0       | 0%      | 1       | 1       | 100%    |
|          |          | White      | 0               | 0       | 0%      | 4              | 4       | 100%    | 10          | 8       | 80%     | 3       | 3       | 100%    |
|          |          | Unknown    | 0               | 0       | 0%      | 1              | 1       | 100%    | 5           | 2       | 40%     | 2       | 1       | 50%     |
|          | Nance    | White      | 0               | 0       | 0%      | 1              | 1       | 100%    | 6           | 6       | 100%    | 1       | 1       | 100%    |
|          | Platte   | Am. Indian | 0               | 0       | 0%      | 0              | 0       | 0%      | 2           | 1       | 50%     | 0       | 0       | 0%      |
|          |          | Black      | 0               | 0       | 0%      | 0              | 0       | 0%      | 2           | 1       | 50%     | 1       | 0       | 0%      |
|          |          | Hispanic   | 17              | 5       | 29%     | 2              | 1       | 50%     | 30          | 10      | 33%     | 2       | 2       | 100%    |
|          |          | White      | 18              | 4       | 22%     | 9              | 5       | 56%     | 99          | 34      | 34%     | 2       | 1       | 50%     |
|          |          | Unknown    | 0               | 0       | 0%      | 7              | 4       | 57%     | 11          | 9       | 82%     | 4       | 2       | 50%     |
|          | Polk     | Hispanic   | 0               | 0       | 0%      | 0              | 0       | 0%      | 1           | 0       | 0%      | 0       | 0       | 0%      |
|          |          | White      | 0               | 0       | 0%      | 0              | 0       | 0%      | 3           | 3       | 100%    | 0       | 0       | 0%      |
|          |          | Unknown    | 0               | 0       | 0%      | 0              | 0       | 0%      | 1           | 0       | 0%      | 0       | 0       | 0%      |
|          | Saunders | White      | 0               | 0       | 0%      | 3              | 3       | 100%    | 10          | 9       | 90%     | 2       | 1       | 50%     |
| Unknown  |          | 0          | 0               | 0%      | 3       | 3              | 100%    | 5       | 2           | 40%     | 0       | 0       | 0%      |         |
| Seward   | Black    | 0          | 0               | 0%      | 1       | 0              | 0%      | 2       | 2           | 100%    | 0       | 0       | 0%      |         |
|          | Hispanic | 1          | 1               | 100%    | 0       | 0              | 0%      | 0       | 0           | 0%      | 0       | 0       | 0%      |         |
|          | White    | 1          | 1               | 100%    | 2       | 1              | 50%     | 28      | 24          | 86%     | 2       | 2       | 100%    |         |
| York     | Black    | 0          | 0               | 0%      | 1       | 1              | 100%    | 1       | 1           | 100%    | 0       | 0       | 0%      |         |
|          | Hispanic | 0          | 0               | 0%      | 1       | 1              | 100%    | 2       | 1           | 50%     | 1       | 1       | 100%    |         |
|          | White    | 2          | 2               | 100%    | 0       | 0              | 0%      | 26      | 23          | 88%     | 0       | 0       | 0%      |         |
|          | Unknown  | 0          | 0               | 0%      | 1       | 0              | 0%      | 5       | 2           | 40%     | 2       | 2       | 100%    |         |

Part (b) Juveniles Prosecuted in Adult Criminal Court - Case Type

*Nebraska Revised Statute 24-1007 (b) Juveniles prosecuted in adult criminal court for felonies, misdemeanors, and traffic offenses. The information shall include juveniles sentenced to terms in adult jails and prisons and juveniles placed on adult probation.*

Juveniles Prosecuted in Adult Criminal Court tables consist of criminal and traffic cases in county court and criminal cases in district court that reached the point of sentencing in 2015. Cases with multiple charges are counted once per case and reported as the most severe offense. Cases for juveniles ages 13 and below must be filed and stay in juvenile court; however, judges have the authority to allow these cases in criminal court. Therefore, only juveniles ages 14 through 17 at the time of the offense appear in adult criminal court data, with rare exceptions.

| Juveniles Prosecuted in Adult Criminal Court<br>by Case Type<br>District |                |          |           |             |         |             |             |             |        |             |
|--|----------------|----------|-----------|-------------|---------|-------------|-------------|-------------|--------|-------------|
| District   | Demographic    | Cohort   | All Cases |             | Traffic |             | Misdemeanor |             | Felony |             |
|  |                |          | #         | % of Total* | #       | % of Cohort | #           | % of Cohort | #      | % of Cohort |
| D5   | Age Group      | 17       | 14        | 100%        | 0       | 0%          | 5           | 100%        | 9      | 100%        |
|  | Gender         | Female   | 1         | 9%          | 0       | 0%          | 0           | 0%          | 1      | 17%         |
|  |                | Male     | 10        | 91%         | 0       | 0%          | 5           | 100%        | 5      | 83%         |
|  |                | Unknown  | 3         |             | 0       |             | 0           |             | 3      |             |
|  | Race/Ethnicity | Hispanic | 3         | 33%         | 0       | 0%          | 1           | 25%         | 2      | 40%         |
|  |                | White    | 6         | 67%         | 0       | 0%          | 3           | 75%         | 3      | 60%         |
|  |                | Unknown  | 5         |             | 0       |             | 1           |             | 4      |             |
| District Total   |                |          | 14        | 100%        | 0       | 100%        | 5           | 100%        | 9      | 100%        |

\*Percent of total cases is calculated using the valid percent within the demographic (cases with unknown gender or unknown race/ethnicity are not included).



## District 5

| Juveniles Prosecuted in Adult Criminal Court by Case Type and Age Group<br>County |          |        |           |         |             |         |
|---|----------|--------|-----------|---------|-------------|---------|
| District  | County   | Cohort | All Cases | Traffic | Misdemeanor | Felony  |
|   |          |        | # Cases   | # Cases | # Cases     | # Cases |
| D5  | Boone    | 17     | 1         | 0       | 1           | 0       |
|   | Hamilton | 17     | 3         | 0       | 0           | 3       |
|   | Platte   | 17     | 6         | 0       | 3           | 3       |
|   | Saunders | 17     | 2         | 0       | 1           | 1       |
|   | York     | 17     | 2         | 0       | 0           | 2       |

| Juveniles Prosecuted in Adult Criminal Court by Case Type and Gender<br>County |          |         |           |         |             |         |
|--|----------|---------|-----------|---------|-------------|---------|
| District   | County   | Cohort  | All Cases | Traffic | Misdemeanor | Felony  |
|  |          |         | # Cases   | # Cases | # Cases     | # Cases |
| D5   | Boone    | Male    | 1         | 0       | 1           | 0       |
|  | Hamilton | Unknown | 3         | 0       | 0           | 3       |
|  | Platte   | Male    | 6         | 0       | 3           | 3       |
|  | Saunders | Female  | 1         | 0       | 0           | 1       |
|  |          | Male    | 1         | 0       | 1           | 0       |
|  | York     | Male    | 2         | 0       | 0           | 2       |

| Juveniles Prosecuted in Adult Criminal Court by Case Type and Race/Ethnicity<br>County |          |          |           |         |             |         |
|--|----------|----------|-----------|---------|-------------|---------|
| District   | County   | Cohort   | All Cases | Traffic | Misdemeanor | Felony  |
|  |          |          | # Cases   | # Cases | # Cases     | # Cases |
| D5   | Boone    | White    | 1         | 0       | 1           | 0       |
|  | Hamilton | Unknown  | 3         | 0       | 0           | 3       |
|  | Platte   | Hispanic | 3         | 0       | 1           | 2       |
|  |          | White    | 3         | 0       | 2           | 1       |
|  | Saunders | White    | 1         | 0       | 0           | 1       |
|  |          | Unknown  | 1         | 0       | 1           | 0       |
|  | York     | White    | 1         | 0       | 0           | 1       |
|  |          | Unknown  | 1         | 0       | 0           | 1       |

Part (b) Juveniles Prosecuted in Adult Criminal Court - Sentence

*Nebraska Revised Statute 24-1007 (b) Juveniles prosecuted in adult criminal court for felonies, misdemeanors, and traffic offenses. The information shall include juveniles sentenced to terms in adult jails and prisons and juveniles placed on adult probation.*

Juveniles Prosecuted in Adult Criminal Court tables include criminal and traffic cases in county court and criminal cases in district court that reached the point of sentencing in 2015. If multiple sentencing types occur within a case (ex. probation/jail), all sentencing types are included.

| Juveniles Prosecuted in Adult Criminal Court<br>by Sentence<br>District |                |          |           |             |           |             |      |             |        |             |
|---|----------------|----------|-----------|-------------|-----------|-------------|------|-------------|--------|-------------|
| District  | Demographic    | Cohort   | All Cases |             | Probation |             | Jail |             | Prison |             |
|   |                |          | #         | % of Total* | #         | % of Cohort | #    | % of Cohort | #      | % of Cohort |
| D5  | Age Group      | 17       | 18        | 100%        | 9         | 50%         | 9    | 50%         | 0      | 0%          |
|   | Gender         | Female   | 1         | 8%          | 1         | 100%        | 0    | 0%          | 0      | 0%          |
|   |                | Male     | 12        | 92%         | 5         | 42%         | 7    | 58%         | 0      | 0%          |
|   |                | Unknown  | 5         |             | 3         | 60%         | 2    | 40%         | 0      | 0%          |
|   | Race/Ethnicity | Hispanic | 4         | 36%         | 1         | 25%         | 3    | 75%         | 0      | 0%          |
|   |                | White    | 7         | 64%         | 4         | 57%         | 3    | 43%         | 0      | 0%          |
|   |                | Unknown  | 7         |             | 4         | 57%         | 3    | 43%         | 0      | 0%          |
| District Total  |                |          | 18        | 100%        | 9         | 50%         | 9    | 50%         | 0      | 0%          |

\*Percent of total cases is calculated using the valid percent within demographic (cases with unknown gender or unknown race/ethnicity are not included).

## District 5

| Juveniles Prosecuted in Adult Criminal Court by Sentence and Age Group<br>County |          |        |           |           |         |         |
|--|----------|--------|-----------|-----------|---------|---------|
| District   | County   | Cohort | All Cases | Probation | Jail    | Prison  |
|  |          |        | # Cases   | # Cases   | # Cases | # Cases |
| D5   | Boone    | 17     | 2         | 1         | 1       | 0       |
|  | Hamilton | 17     | 5         | 3         | 2       | 0       |
|  | Platte   | 17     | 7         | 2         | 5       | 0       |
|  | Saunders | 17     | 2         | 2         | 0       | 0       |
|  | York     | 17     | 2         | 1         | 1       | 0       |

| Juveniles Prosecuted in Adult Criminal Court by Sentence and Gender<br>County |          |         |           |           |         |         |
|---|----------|---------|-----------|-----------|---------|---------|
| District  | County   | Cohort  | All Cases | Probation | Jail    | Prison  |
|   |          |         | # Cases   | # Cases   | # Cases | # Cases |
| D5  | Boone    | Male    | 2         | 1         | 1       | 0       |
|   | Hamilton | Unknown | 5         | 3         | 2       | 0       |
|   | Platte   | Male    | 7         | 2         | 5       | 0       |
|   | Saunders | Female  | 1         | 1         | 0       | 0       |
|   |          | Male    | 1         | 1         | 0       | 0       |
|   | York     | Male    | 2         | 1         | 1       | 0       |

| Juveniles Prosecuted in Adult Criminal Court by Sentence and Race/Ethnicity<br>County |          |          |           |           |         |         |
|---|----------|----------|-----------|-----------|---------|---------|
| District  | County   | Cohort   | All Cases | Probation | Jail    | Prison  |
|   |          |          | # Cases   | # Cases   | # Cases | # Cases |
| D5  | Boone    | White    | 2         | 1         | 1       | 0       |
|   | Hamilton | Unknown  | 5         | 3         | 2       | 0       |
|   | Platte   | Hispanic | 4         | 1         | 3       | 0       |
|   |          | White    | 3         | 1         | 2       | 0       |
|   | Saunders | White    | 1         | 1         | 0       | 0       |
|   |          | Unknown  | 1         | 1         | 0       | 0       |
|   | York     | White    | 1         | 1         | 0       | 0       |
|   |          | Unknown  | 1         | 0         | 1       | 0       |

Part (c) Motions to Transfer Courts and Transfers

*Nebraska Revised Statute 24-1007 (c) The number of motions to transfer and the number of cases transferred to adult court from juvenile court and from adult criminal court to juvenile court.*

The data for Motions to Transfer Cases and Cases Transferred consists of county court and district court adult criminal cases and county court and separate juvenile court juvenile cases within the same county. Motions to transfer cases and cases transferred that were entered in 2015 were included in the file. Cases may have been filed previously and transferred in 2015. There can be multiple motions to transfer a case and all are reported; transfers occur once per case.

| Motions to Transfer Courts and Transfers<br>District |                |          |                               |      |             |      |                               |      |             |      |
|--|----------------|----------|-------------------------------|------|-------------|------|-------------------------------|------|-------------|------|
| District   | Demographic    | Cohort   | Juvenile Court to Adult Court |      |             |      | Adult Court to Juvenile Court |      |             |      |
|  |                |          | Motion to Transfer            |      | Transferred |      | Motion to Transfer            |      | Transferred |      |
|  |                |          | #                             | %    | #           | %    | #                             | %    | #           | %    |
| D5   | Age Group      | 16       | 4                             | 36%  | 0           | 0%   | 0                             | 0%   | 1           | 33%  |
|  |                | 17       | 7                             | 64%  | 2           | 100% | 1                             | 100% | 2           | 67%  |
|  | Gender         | Female   | 4                             | 36%  | 0           | 0%   | 0                             | 0%   | 1           | 50%  |
|  |                | Male     | 7                             | 64%  | 2           | 100% | 1                             | 100% | 1           | 50%  |
|  |                | Unknown  | 0                             |      | 0           |      | 0                             |      | 1           |      |
|  | Race/Ethnicity | Hispanic | 4                             | 40%  | 0           | 0%   | 0                             | 0%   | 0           | 0%   |
|  |                | White    | 6                             | 60%  | 2           | 100% | 0                             | 0%   | 2           | 100% |
| Unknown  |                | 1        |                               | 0    |             | 1    |                               | 1    |             |      |
| District Total                                       |                |          | 11                            | 100% | 2           | 100% | 1                             | 100% | 3           | 100% |

## District 5

| Motions to Transfer Courts and Transfers by Age Group<br>County |          |        |                               |             |                               |             |
|---|----------|--------|-------------------------------|-------------|-------------------------------|-------------|
| District  | County   | Cohort | Juvenile Court to Adult Court |             | Adult Court to Juvenile Court |             |
|   |          |        | Motion to Transfer            | Transferred | Motion to Transfer            | Transferred |
| D5  | Colfax   | 17     | 3                             | 0           | 0                             | 0           |
|   |          | 16     | 4                             | 0           | 0                             | 0           |
|   | Hamilton | 16     | 0                             | 0           | 0                             | 1           |
|   | Nance    | 17     | 0                             | 0           | 1                             | 1           |
|   | Platte   | 17     | 1                             | 1           | 0                             | 0           |
|   | Seward   | 17     | 2                             | 0           | 0                             | 0           |
|   | York     | 17     | 1                             | 1           | 0                             | 1           |

| Motions to Transfer Courts and Transfers by Gender<br>County |          |         |                               |             |                               |             |
|--|----------|---------|-------------------------------|-------------|-------------------------------|-------------|
| District   | County   | Cohort  | Juvenile Court to Adult Court |             | Adult Court to Juvenile Court |             |
|  |          |         | Motion to Transfer            | Transferred | Motion to Transfer            | Transferred |
| D5   | Colfax   | Female  | 2                             | 0           | 0                             | 0           |
|  |          | Male    | 5                             | 0           | 0                             | 0           |
|  | Hamilton | Unknown | 0                             | 0           | 0                             | 1           |
|  | Nance    | Male    | 0                             | 0           | 1                             | 1           |
|  | Platte   | Male    | 1                             | 1           | 0                             | 0           |
|  | Seward   | Female  | 2                             | 0           | 0                             | 0           |
|  | York     | Female  | 0                             | 0           | 0                             | 1           |
|  |          | Male    | 1                             | 1           | 0                             | 0           |

| Motions to Transfer Courts and Transfers by Race/Ethnicity<br>County |          |          |                               |             |                               |             |
|--|----------|----------|-------------------------------|-------------|-------------------------------|-------------|
| District   | County   | Cohort   | Juvenile Court to Adult Court |             | Adult Court to Juvenile Court |             |
|  |          |          | Motion to Transfer            | Transferred | Motion to Transfer            | Transferred |
| D5   | Colfax   | Hispanic | 4                             | 0           | 0                             | 0           |
|  |          | White    | 2                             | 0           | 0                             | 0           |
|  |          | Unknown  | 1                             | 0           | 0                             | 0           |
|  | Hamilton | White    | 0                             | 0           | 0                             | 1           |
|  | Nance    | Unknown  | 0                             | 0           | 1                             | 1           |
|  | Platte   | White    | 1                             | 1           | 0                             | 0           |
|  | Seward   | White    | 2                             | 0           | 0                             | 0           |
|  | York     | White    | 1                             | 1           | 0                             | 1           |

## District 5

### Part (d) Probation - Cases

*Nebraska Revised Statute 24-1007 (d) Juveniles placed on juvenile probation, the number of juveniles on probation in out-of-home care, the number of juveniles completing probation, the number of motions to revoke probation and probation revocations, and the average length of time on probation.*

Juvenile Probation Activity - Cases tables consist of juvenile probation cases in county court and separate juvenile court that had the following activities during the year: placed on probation, out-of-home placement, motions to revoke, probation revoked, or satisfactory release. Probation cases may have multiple motions to revoke probation and multiple probation revocations. Cases may have been ordered to probation in previous years. All probation types are included.

| Juvenile Probation Activity - Cases<br>District |                    |            |                        |                |                          |                |                      |                |                      |                |                         |                |      |
|---|--------------------|------------|------------------------|----------------|--------------------------|----------------|----------------------|----------------|----------------------|----------------|-------------------------|----------------|------|
| Dis-<br>trict                                   | Demo-<br>graphic   | Cohort     | Placed on<br>Probation |                | Out-of-home<br>Placement |                | Motions to<br>Revoke |                | Probation<br>Revoked |                | Satisfactory<br>Release |                |      |
|   |                    |            | # of<br>Cases          | % of<br>Total* | # of<br>Cases            | % of<br>Total* | # of<br>Cases        | % of<br>Total* | # of<br>Cases        | % of<br>Total* | # of<br>Cases           | % of<br>Total* |      |
| D5  | Age<br>Group       | 10 & under | 1                      | 0%             | 0                        | 0%             | 0                    | 0%             | 0                    | 0%             | 2                       | 1%             |      |
|   |                    | 11-13      | 38                     | 12%            | 10                       | 32%            | 18                   | 15%            | 0                    | 0%             | 24                      | 11%            |      |
|   |                    | 14-15      | 110                    | 35%            | 10                       | 32%            | 52                   | 43%            | 0                    | 0%             | 68                      | 31%            |      |
|   |                    | 16         | 91                     | 29%            | 9                        | 29%            | 34                   | 28%            | 0                    | 0%             | 80                      | 37%            |      |
|   |                    | 17         | 76                     | 24%            | 2                        | 6%             | 18                   | 15%            | 0                    | 0%             | 45                      | 21%            |      |
|   | Gender             | Female     | 79                     | 28%            | 3                        | 10%            | 18                   | 17%            | 0                    | 0%             | 61                      | 30%            |      |
|   |                    | Male       | 208                    | 72%            | 27                       | 90%            | 90                   | 83%            | 0                    | 0%             | 143                     | 70%            |      |
|   |                    | Unknown    | 29                     |                | 1                        |                | 14                   |                | 0                    |                | 15                      |                |      |
|   | Race/<br>Ethnicity | Am. Indian | 1                      | 0%             | 0                        | 0%             | 0                    | 0%             | 0                    | 0%             | 3                       | 2%             |      |
|   |                    | Black      | 8                      | 3%             | 1                        | 3%             | 2                    | 2%             | 0                    | 0%             | 5                       | 3%             |      |
|   |                    | Hispanic   | 66                     | 24%            | 13                       | 43%            | 34                   | 33%            | 0                    | 0%             | 49                      | 25%            |      |
|   |                    | White      | 201                    | 73%            | 16                       | 53%            | 68                   | 65%            | 0                    | 0%             | 143                     | 72%            |      |
|   |                    | Unknown    | 40                     |                | 1                        |                | 18                   |                | 0                    | 0%             | 19                      |                |      |
|   | District Total     |            |                        | 316            | 114%                     | 31             | 103%                 | 122            | 117%                 | 0              | 0%                      | 219            | 110% |

\*Percent of total cases is calculated using the valid percent (cases with unknown gender or unknown race/ethnicity are not included).

| Juvenile Probation Activity - Cases<br>by Age Group<br>County |        |            |                        |                          |                      |                      |                         |
|---|--------|------------|------------------------|--------------------------|----------------------|----------------------|-------------------------|
| District  | County | Age Group  | Placed on<br>Probation | Out-of-home<br>Placement | Motions to<br>Revoke | Probation<br>Revoked | Satisfactory<br>Release |
| D5  | Boone  | 10 & under | 0                      | 0                        | 0                    | 0                    | 1                       |
|   |        | 11-13      | 2                      | 0                        | 0                    | 0                    | 1                       |
|   |        | 14-15      | 2                      | 0                        | 1                    | 0                    | 1                       |
|   |        | 16         | 4                      | 0                        | 3                    | 0                    | 1                       |
|   |        | 17         | 3                      | 0                        | 0                    | 0                    | 1                       |
|   | Butler | 11-13      | 0                      | 0                        | 0                    | 0                    | 1                       |
|   |        | 14-15      | 9                      | 0                        | 1                    | 0                    | 5                       |
|   |        | 16         | 5                      | 0                        | 3                    | 0                    | 2                       |
| 17  |        | 5          | 0                      | 1                        | 0                    | 3                    |                         |

## District 5

| Juvenile Probation Activity - Cases<br>by Age Group<br>County |            |            |                     |                       |                   |                   |                      |
|---|------------|------------|---------------------|-----------------------|-------------------|-------------------|----------------------|
| District  | County     | Age Group  | Placed on Probation | Out-of-home Placement | Motions to Revoke | Probation Revoked | Satisfactory Release |
| D5<br>Cont.   | Colfax     | 11-13      | 7                   | 5                     | 5                 | 0                 | 6                    |
|   |            | 14-15      | 15                  | 0                     | 13                | 0                 | 12                   |
|   |            | 16         | 14                  | 0                     | 8                 | 0                 | 15                   |
|   |            | 17         | 8                   | 0                     | 2                 | 0                 | 4                    |
|   | Hamilton   | 11-13      | 4                   | 1                     | 0                 | 0                 | 1                    |
|   |            | 14-15      | 8                   | 3                     | 1                 | 0                 | 6                    |
|   |            | 16         | 12                  | 0                     | 3                 | 0                 | 10                   |
|   |            | 17         | 2                   | 0                     | 0                 | 0                 | 2                    |
|   | Merrick    | 11-13      | 4                   | 0                     | 3                 | 0                 | 4                    |
|   |            | 14-15      | 4                   | 0                     | 5                 | 0                 | 3                    |
|   |            | 16         | 8                   | 2                     | 6                 | 0                 | 6                    |
|   |            | 17         | 9                   | 0                     | 7                 | 0                 | 2                    |
|   | Nance      | 10 & under | 1                   | 0                     | 0                 | 0                 | 0                    |
|   |            | 11-13      | 2                   | 1                     | 3                 | 0                 | 0                    |
|   |            | 14-15      | 4                   | 0                     | 2                 | 0                 | 2                    |
|   |            | 16         | 2                   | 0                     | 0                 | 0                 | 0                    |
|   |            | 17         | 3                   | 0                     | 0                 | 0                 | 0                    |
|   | Platte     | 11-13      | 11                  | 3                     | 7                 | 0                 | 2                    |
|   |            | 14-15      | 33                  | 6                     | 19                | 0                 | 10                   |
|   |            | 16         | 24                  | 6                     | 8                 | 0                 | 21                   |
|   |            | 17         | 15                  | 1                     | 6                 | 0                 | 7                    |
|   | Polk       | 14-15      | 4                   | 0                     | 0                 | 0                 | 1                    |
|   |            | 16         | 1                   | 0                     | 0                 | 0                 | 2                    |
|   |            | 17         | 0                   | 0                     | 0                 | 0                 | 3                    |
|   | Saunders   | 11-13      | 3                   | 0                     | 0                 | 0                 | 6                    |
|   |            | 14-15      | 10                  | 0                     | 3                 | 0                 | 3                    |
|   |            | 16         | 5                   | 0                     | 3                 | 0                 | 3                    |
|   |            | 17         | 1                   | 0                     | 0                 | 0                 | 5                    |
|   | Seward     | 11-13      | 2                   | 0                     | 0                 | 0                 | 2                    |
|   |            | 14-15      | 13                  | 0                     | 7                 | 0                 | 19                   |
|   |            | 16         | 7                   | 0                     | 0                 | 0                 | 13                   |
|   |            | 17         | 18                  | 0                     | 1                 | 0                 | 14                   |
| York  | 10 & under | 0          | 0                   | 0                     | 0                 | 1                 |                      |
|   | 11-13      | 3          | 0                   | 0                     | 0                 | 1                 |                      |
|   | 14-15      | 8          | 1                   | 0                     | 0                 | 6                 |                      |
|   | 16         | 9          | 1                   | 0                     | 0                 | 7                 |                      |
|   | 17         | 12         | 1                   | 1                     | 0                 | 4                 |                      |

## District 5

| Juvenile Probation Activity - Cases<br>by Gender<br>County |          |         |                     |                       |                   |                   |                      |
|--|----------|---------|---------------------|-----------------------|-------------------|-------------------|----------------------|
| District   | County   | Gender  | Placed on Probation | Out-of-home Placement | Motions to Revoke | Probation Revoked | Satisfactory Release |
| D5   | Boone    | Female  | 5                   | 0                     | 0                 | 0                 | 4                    |
|  |          | Male    | 6                   | 0                     | 4                 | 0                 | 1                    |
|  | Butler   | Female  | 2                   | 0                     | 0                 | 0                 | 6                    |
|  |          | Male    | 17                  | 0                     | 5                 | 0                 | 5                    |
|  | Colfax   | Female  | 4                   | 0                     | 5                 | 0                 | 6                    |
|  |          | Male    | 39                  | 5                     | 22                | 0                 | 31                   |
|  |          | Unknown | 1                   | 0                     | 1                 | 0                 | 0                    |
|  | Hamilton | Female  | 9                   | 0                     | 0                 | 0                 | 4                    |
|  |          | Male    | 17                  | 4                     | 4                 | 0                 | 15                   |
|  | Merrick  | Female  | 3                   | 1                     | 3                 | 0                 | 3                    |
|  |          | Male    | 6                   | 0                     | 7                 | 0                 | 5                    |
|  |          | Unknown | 16                  | 1                     | 11                | 0                 | 7                    |
|  | Nance    | Female  | 7                   | 1                     | 5                 | 0                 | 0                    |
|  |          | Male    | 5                   | 0                     | 0                 | 0                 | 2                    |
|  | Platte   | Female  | 21                  | 0                     | 3                 | 0                 | 19                   |
|  |          | Male    | 57                  | 16                    | 35                | 0                 | 20                   |
|  |          | Unknown | 5                   | 0                     | 2                 | 0                 | 1                    |
|  | Polk     | Male    | 1                   | 0                     | 0                 | 0                 | 1                    |
|  |          | Unknown | 4                   | 0                     | 0                 | 0                 | 5                    |
|  | Saunders | Female  | 4                   | 0                     | 1                 | 0                 | 4                    |
|  |          | Male    | 14                  | 0                     | 5                 | 0                 | 13                   |
|  |          | Unknown | 1                   | 0                     | 0                 | 0                 | 0                    |
|  | Seward   | Female  | 12                  | 0                     | 1                 | 0                 | 10                   |
|  |          | Male    | 26                  | 0                     | 7                 | 0                 | 36                   |
|  |          | Unknown | 2                   | 0                     | 0                 | 0                 | 2                    |
|  | York     | Female  | 12                  | 1                     | 0                 | 0                 | 5                    |
|  |          | Male    | 20                  | 2                     | 1                 | 0                 | 14                   |



## District 5

| Juvenile Probation Activity - Cases<br>by Race/Ethnicity<br>County |          |            |                     |                       |                   |                   |                      |
|--|----------|------------|---------------------|-----------------------|-------------------|-------------------|----------------------|
| District   | County   | Gender     | Placed on Probation | Out-of-home Placement | Motions to Revoke | Probation Revoked | Satisfactory Release |
| D5   | Boone    | Hispanic   | 1                   | 0                     | 0                 | 0                 | 0                    |
|  |          | White      | 10                  | 0                     | 3                 | 0                 | 5                    |
|  |          | Unknown    | 0                   | 0                     | 1                 | 0                 | 0                    |
|  | Butler   | Hispanic   | 1                   | 0                     | 0                 | 0                 | 5                    |
|  |          | White      | 18                  | 0                     | 5                 | 0                 | 6                    |
|  | Colfax   | Black      | 0                   | 0                     | 0                 | 0                 | 1                    |
|  |          | Hispanic   | 34                  | 5                     | 25                | 0                 | 31                   |
|  |          | White      | 8                   | 0                     | 2                 | 0                 | 5                    |
|  |          | Unknown    | 2                   | 0                     | 1                 | 0                 | 0                    |
|  | Hamilton | Black      | 0                   | 0                     | 0                 | 0                 | 1                    |
|  |          | White      | 26                  | 4                     | 4                 | 0                 | 16                   |
|  |          | Unknown    | 0                   | 0                     | 0                 | 0                 | 2                    |
|  | Merrick  | White      | 9                   | 1                     | 10                | 0                 | 8                    |
|  |          | Unknown    | 16                  | 1                     | 11                | 0                 | 7                    |
|  | Nance    | Hispanic   | 1                   | 1                     | 3                 | 0                 | 0                    |
|  |          | White      | 11                  | 0                     | 2                 | 0                 | 2                    |
|  | Platte   | Am. Indian | 1                   | 0                     | 0                 | 0                 | 3                    |
|  |          | Black      | 1                   | 0                     | 1                 | 0                 | 0                    |
|  |          | Hispanic   | 25                  | 6                     | 5                 | 0                 | 12                   |
|  |          | White      | 43                  | 10                    | 30                | 0                 | 22                   |
|  |          | Unknown    | 13                  | 0                     | 4                 | 0                 | 3                    |
|  | Polk     | White      | 1                   | 0                     | 0                 | 0                 | 1                    |
|  |          | Unknown    | 4                   | 0                     | 0                 | 0                 | 5                    |
|  | Saunders | White      | 16                  | 0                     | 5                 | 0                 | 17                   |
|  |          | Unknown    | 3                   | 0                     | 1                 | 0                 | 0                    |
|  | Seward   | Black      | 1                   | 0                     | 1                 | 0                 | 0                    |
|  |          | Hispanic   | 1                   | 0                     | 1                 | 0                 | 0                    |
|  |          | White      | 36                  | 0                     | 6                 | 0                 | 46                   |
|  |          | Unknown    | 2                   | 0                     | 0                 | 0                 | 2                    |
|  | York     | Black      | 6                   | 1                     | 0                 | 0                 | 3                    |
| Hispanic   |          | 3          | 1                   | 0                     | 0                 | 1                 |                      |
| White  |          | 23         | 1                   | 1                     | 0                 | 15                |                      |

## District 5

### Part (d) Probation - Youth

*Nebraska Revised Statute 24-1007 (d) Juveniles placed on juvenile probation, the number of juveniles on probation in out-of-home care, the number of juveniles completing probation, the number of motions to revoke probation and probation revocations, and the average length of time on probation.*

The Juvenile Probation Activity - Youth data is provided from the Office of Probation's case management system, Nebraska Probation Application for Community Safety (NPACS). The table reports the number and percent of youth with various activity during the year. Youth are counted once in each category, regardless of the number of out-of-home placements, motions to revoke, or cases they may have in the court system. Age groups report age at the time of arrest, with the exception of the average length of probation, which reports age at the time of exit from probation.

| Juvenile Probation Activity - Youth<br>District |              |                 |                     |            |                       |            |                   |            |                   |            |                      |            |                              |        |
|---|--------------|-----------------|---------------------|------------|-----------------------|------------|-------------------|------------|-------------------|------------|----------------------|------------|------------------------------|--------|
| District  | Demo-graphic | Cohort          | Placed on Probation |            | Out-of-home Placement |            | Motions to Revoke |            | Probation Revoked |            | Satisfactory Release |            | Average Length of Probation* |        |
|   |              |                 | # of Youth          | % of Total | # of Youth            | % of Total | # of Youth        | % of Total | # of Youth        | % of Total | # of Youth           | % of Total | # of Youth                   | Months |
| D5  | Age Group    | 10 & under      | 1                   | 0%         | 2                     | 2%         | 1                 | 1%         | 0                 | 0%         | 2                    | 1%         | 0                            | 0      |
|   |              | 11-13           | 27                  | 12%        | 28                    | 34%        | 12                | 17%        | 0                 | 0%         | 23                   | 14%        | 8                            | 8      |
|   |              | 14-15           | 78                  | 35%        | 33                    | 40%        | 27                | 39%        | 0                 | 0%         | 55                   | 34%        | 33                           | 9      |
|   |              | 16              | 65                  | 29%        | 15                    | 18%        | 21                | 30%        | 0                 | 0%         | 51                   | 31%        | 35                           | 9      |
|   |              | 17              | 52                  | 23%        | 5                     | 6%         | 8                 | 12%        | 0                 | 0%         | 33                   | 20%        | 60                           | 9      |
|   |              | 18              | 1                   | 0%         | 0                     | 0%         | 0                 | 0%         | 0                 | 0%         | 0                    | 0%         | 66                           | 13     |
|   | Gender       | Female          | 66                  | 29%        | 21                    | 25%        | 12                | 17%        | 0                 | 0%         | 53                   | 32%        | 64                           | 10     |
|   |              | Male            | 158                 | 71%        | 62                    | 75%        | 57                | 83%        | 0                 | 0%         | 111                  | 68%        | 138                          | 11     |
|   | Race         | Am. Indian      | 3                   | 1%         | 1                     | 1%         | 0                 | 0%         | 0                 | 0%         | 4                    | 2%         | 5                            | 14     |
|   |              | Black           | 7                   | 3%         | 5                     | 6%         | 7                 | 10%        | 0                 | 0%         | 5                    | 3%         | 9                            | 8      |
|   |              | White           | 169                 | 75%        | 58                    | 70%        | 45                | 65%        | 0                 | 0%         | 115                  | 70%        | 135                          | 10     |
|   |              | Other           | 45                  | 20%        | 19                    | 23%        | 17                | 25%        | 0                 | 0%         | 40                   | 24%        | 53                           | 11     |
|   | Ethnicity    | Hispanic Origin | 53                  | 24%        | 20                    | 24%        | 18                | 26%        | 0                 | 0%         | 42                   | 26%        | 56                           | 11     |
|   |              | Non-Hispanic    | 171                 | 76%        | 63                    | 76%        | 51                | 74%        | 0                 | 0%         | 122                  | 74%        | 146                          | 10     |
| District Totals                                 |              |                 | 224                 | 100%       | 83                    | 100%       | 69                | 100%       | 0                 | 0%         | 164                  | 100%       | 202                          | 10     |

\*Probation is terminated at 19 years of age. The age group for 18 year olds average length of probation includes 18 and 19 year olds.

## District 5

Youth Level of Service/Case Management Inventory (YLS/CMI) is an assessment tool used to determine the level of risk and appropriate placement for youth on probation. The following table shows the classification results of youth upon entry and exit from probation.

| Classification based on Youth Level of Service/<br>Case Management Inventory Level |   |                        |      |                      |      |
|--|---|------------------------|------|----------------------|------|
| District   | Risk Category                                     | Initial Classification |      | Final Classification |      |
|  |   | #                      | %    | #                    | %    |
| D5   | Juvenile Community-Based Intervention (high risk) | 88                     | 39%  | 73                   | 36%  |
|  | Juvenile Community-Based Resource (low risk)      | 115                    | 51%  | 106                  | 52%  |
|  | Other*  | 21                     | 9%   | 23                   | 11%  |
| Total Youth  |   | 224                    | 100% | 202                  | 100% |

\*No YLS/CMI assessment completed prior to termination of probation due to a brief probation term or successful completion of pre-adjudicated services.

As a part of the Interstate Compact on the Placement of Children (ICPC), Nebraska monitors youth from out of state. These are notated in county tables as “out of state.”

| Juvenile Probation Activity - Youth by Age Group<br>County |        |            |                     |                       |                   |                   |                      |                              |        |
|--|--------|------------|---------------------|-----------------------|-------------------|-------------------|----------------------|------------------------------|--------|
| District   | County | Cohort     | Placed on Probation | Out-of-home Placement | Motions to Revoke | Probation Revoked | Satisfactory Release | Average Length of Probation* |        |
|  |        |            | # of Youth          | # of Youth            | # of Youth        | # of Youth        | # of Youth           | # of Youth                   | Months |
| D5   | Boone  | 10 & under | 0                   | 0                     | 0                 | 0                 | 1                    | 0                            | 0      |
|  |        | 11-13      | 2                   | 1                     | 0                 | 0                 | 1                    | 1                            | 17     |
|  |        | 14-15      | 2                   | 0                     | 0                 | 0                 | 0                    | 1                            | 17     |
|  |        | 16         | 3                   | 1                     | 0                 | 0                 | 2                    | 0                            | 0      |
|  |        | 17         | 2                   | 0                     | 0                 | 0                 | 1                    | 2                            | 8      |
|  |        | 18         | 0                   | 0                     | 0                 | 0                 | 0                    | 1                            | 6      |
|  | Butler | 10 & under | 0                   | 0                     | 1                 | 0                 | 0                    | 0                            | 0      |
|  |        | 11-13      | 0                   | 0                     | 1                 | 0                 | 2                    | 1                            | 6      |
|  |        | 14-15      | 4                   | 0                     | 1                 | 0                 | 3                    | 1                            | 16     |
|  |        | 16         | 4                   | 1                     | 2                 | 0                 | 2                    | 2                            | 7      |
|  |        | 17         | 4                   | 0                     | 1                 | 0                 | 3                    | 2                            | 11     |
|  |        | 18         | 0                   | 0                     | 0                 | 0                 | 0                    | 7                            | 11     |
|  | Colfax | 10 & under | 0                   | 1                     | 0                 | 0                 | 0                    | 0                            | 0      |
|  |        | 11-13      | 4                   | 5                     | 3                 | 0                 | 7                    | 2                            | 4      |
|  |        | 14-15      | 13                  | 4                     | 7                 | 0                 | 12                   | 8                            | 9      |
|  |        | 16         | 10                  | 2                     | 4                 | 0                 | 9                    | 11                           | 11     |
|  |        | 17         | 6                   | 0                     | 1                 | 0                 | 4                    | 10                           | 7      |
|  |        | 18         | 0                   | 0                     | 0                 | 0                 | 0                    | 8                            | 11     |

## District 5

### Juvenile Probation Activity - Youth by Age Group County

| District     | County   | Cohort     | Placed on Probation | Out-of-home Placement | Motions to Revoke | Probation Revoked | Satisfactory Release | Average Length of Probation* |        |
|--------------|----------|------------|---------------------|-----------------------|-------------------|-------------------|----------------------|------------------------------|--------|
|              |          |            | # of Youth          | # of Youth            | # of Youth        | # of Youth        | # of Youth           | # of Youth                   | Months |
| D5 continued | Hamilton | 11-13      | 4                   | 2                     | 0                 | 0                 | 1                    | 0                            | 0      |
|              |          | 14-15      | 6                   | 2                     | 4                 | 0                 | 5                    | 3                            | 7      |
|              |          | 16         | 11                  | 3                     | 2                 | 0                 | 8                    | 4                            | 6      |
|              |          | 17         | 2                   | 1                     | 0                 | 0                 | 3                    | 6                            | 6      |
|              |          | 18         | 0                   | 0                     | 0                 | 0                 | 0                    | 5                            | 14     |
|              | Merrick  | 11-13      | 3                   | 3                     | 4                 | 0                 | 3                    | 0                            | 0      |
|              |          | 14-15      | 5                   | 2                     | 1                 | 0                 | 1                    | 3                            | 8      |
|              |          | 16         | 7                   | 2                     | 3                 | 0                 | 3                    | 2                            | 14     |
|              |          | 17         | 5                   | 0                     | 2                 | 0                 | 1                    | 3                            | 16     |
|              |          | 18         | 0                   | 0                     | 0                 | 0                 | 0                    | 6                            | 15     |
|              | Nance    | 10 & Under | 1                   | 0                     | 0                 | 0                 | 0                    | 0                            | 0      |
|              |          | 11-13      | 2                   | 1                     | 0                 | 0                 | 0                    | 0                            | 0      |
|              |          | 14-15      | 2                   | 1                     | 1                 | 0                 | 2                    | 0                            | 0      |
|              |          | 16         | 2                   | 0                     | 0                 | 0                 | 0                    | 2                            | 9      |
|              |          | 17         | 3                   | 1                     | 0                 | 0                 | 0                    | 0                            | 0      |
|              | Platte   | 18         | 0                   | 0                     | 0                 | 0                 | 0                    | 1                            | 22     |
|              |          | 11-13      | 5                   | 8                     | 3                 | 0                 | 2                    | 0                            | 0      |
|              |          | 14-15      | 21                  | 10                    | 6                 | 0                 | 9                    | 6                            | 13     |
|              |          | 16         | 13                  | 1                     | 2                 | 0                 | 11                   | 4                            | 10     |
|              |          | 17         | 5                   | 0                     | 1                 | 0                 | 3                    | 17                           | 11     |
|              | Polk     | 18         | 0                   | 0                     | 0                 | 0                 | 0                    | 11                           | 13     |
|              |          | 14-15      | 4                   | 0                     | 0                 | 0                 | 1                    | 1                            | 6      |
|              |          | 16         | 1                   | 0                     | 0                 | 0                 | 0                    | 0                            | 0      |
|              |          | 17         | 0                   | 0                     | 0                 | 0                 | 1                    | 0                            | 0      |
|              |          | 18         | 0                   | 0                     | 0                 | 0                 | 0                    | 1                            | 15     |
|              | Saunders | 11-13      | 1                   | 2                     | 0                 | 0                 | 3                    | 1                            | 9      |
|              |          | 14-15      | 9                   | 4                     | 4                 | 0                 | 4                    | 1                            | 12     |
|              |          | 16         | 3                   | 4                     | 1                 | 0                 | 1                    | 2                            | 4      |
|              |          | 17         | 1                   | 1                     | 0                 | 0                 | 4                    | 4                            | 10     |
|              |          | 18         | 0                   | 0                     | 0                 | 0                 | 0                    | 4                            | 11     |
|              | Seward   | 11-13      | 2                   | 1                     | 0                 | 0                 | 2                    | 1                            | 3      |
|              |          | 14-15      | 6                   | 6                     | 2                 | 0                 | 13                   | 8                            | 7      |
| 16           |          | 4          | 0                   | 1                     | 0                 | 7                 | 5                    | 9                            |        |
| 17           |          | 15         | 2                   | 1                     | 0                 | 9                 | 4                    | 8                            |        |
| 18           |          | 0          | 0                   | 0                     | 0                 | 0                 | 16                   | 12                           |        |

## District 5

| Juvenile Probation Activity - Youth by Age Group |        |            |                     |                       |                   |                   |                      |                              |        |
|--|--------|------------|---------------------|-----------------------|-------------------|-------------------|----------------------|------------------------------|--------|
| County   |        |            |                     |                       |                   |                   |                      |                              |        |
| District   | County | Cohort     | Placed on Probation | Out-of-home Placement | Motions to Revoke | Probation Revoked | Satisfactory Release | Average Length of Probation* |        |
|  |        |            | # of Youth          | # of Youth            | # of Youth        | # of Youth        | # of Youth           | # of Youth                   | Months |
| D5 Continued                                     | York   | 10 & under | 0                   | 1                     | 0                 | 0                 | 1                    | 0                            | 0      |
|  |        | 11-13      | 4                   | 5                     | 1                 | 0                 | 2                    | 2                            | 12     |
|  |        | 14-15      | 6                   | 4                     | 1                 | 0                 | 5                    | 1                            | 2      |
|  |        | 16         | 7                   | 1                     | 6                 | 0                 | 8                    | 3                            | 11     |
|  |        | 17         | 9                   | 0                     | 2                 | 0                 | 4                    | 12                           | 7      |
|  |        | 18         | 1                   | 0                     | 0                 | 0                 | 0                    | 6                            | 19     |

| Juvenile Probation Activity - Youth by Gender |          |        |                     |                       |                   |                   |                      |                              |        |
|---|----------|--------|---------------------|-----------------------|-------------------|-------------------|----------------------|------------------------------|--------|
| County  |          |        |                     |                       |                   |                   |                      |                              |        |
| District                                      | County   | Cohort | Placed on Probation | Out-of-home Placement | Motions to Revoke | Probation Revoked | Satisfactory Release | Average Length of Probation* |        |
|   |          |        | # of Youth          | # of Youth            | # of Youth        | # of Youth        | # of Youth           | # of Youth                   | Months |
| D5  | Boone    | Female | 5                   | 0                     | 0                 | 0                 | 4                    | 4                            | 10     |
|   |          | Male   | 4                   | 2                     | 0                 | 0                 | 1                    | 1                            | 17     |
|   | Butler   | Female | 3                   | 0                     | 1                 | 0                 | 4                    | 4                            | 9      |
|   |          | Male   | 9                   | 1                     | 5                 | 0                 | 6                    | 9                            | 10     |
|   | Colfax   | Female | 4                   | 4                     | 3                 | 0                 | 8                    | 8                            | 9      |
|   |          | Male   | 29                  | 8                     | 12                | 0                 | 24                   | 31                           | 9      |
|   | Hamilton | Female | 8                   | 2                     | 0                 | 0                 | 4                    | 4                            | 7      |
|   |          | Male   | 15                  | 6                     | 6                 | 0                 | 13                   | 14                           | 9      |
|   | Merrick  | Female | 5                   | 1                     | 1                 | 0                 | 2                    | 5                            | 15     |
|   |          | Male   | 15                  | 6                     | 9                 | 0                 | 6                    | 9                            | 13     |
|   | Nance    | Female | 5                   | 1                     | 1                 | 0                 | 0                    | 0                            | 0      |
|   |          | Male   | 5                   | 2                     | 0                 | 0                 | 2                    | 3                            | 13     |
|   | Platte   | Female | 11                  | 5                     | 1                 | 0                 | 12                   | 17                           | 11     |
|   |          | Male   | 33                  | 14                    | 11                | 0                 | 13                   | 21                           | 12     |
|   | Polk     | Female | 1                   | 0                     | 0                 | 0                 | 1                    | 1                            | 6      |
|   |          | Male   | 4                   | 0                     | 0                 | 0                 | 1                    | 1                            | 15     |
|   | Saunders | Female | 3                   | 2                     | 2                 | 0                 | 3                    | 3                            | 11     |
|   |          | Male   | 11                  | 9                     | 3                 | 0                 | 9                    | 9                            | 9      |
|   | Seward   | Female | 10                  | 3                     | 1                 | 0                 | 8                    | 10                           | 7      |
|   |          | Male   | 17                  | 6                     | 3                 | 0                 | 23                   | 24                           | 10     |
|   | York     | Female | 11                  | 3                     | 2                 | 0                 | 7                    | 8                            | 8      |
|   |          | Male   | 16                  | 8                     | 8                 | 0                 | 13                   | 16                           | 12     |

## District 5

### Juvenile Probation Activity - Youth by Race County

| District | County   | Cohort     | Placed on Probation | Out-of-home Placement | Motions to Revoke | Probation Revoked | Satisfactory Release | Average Length of Probation* |        |
|----------|----------|------------|---------------------|-----------------------|-------------------|-------------------|----------------------|------------------------------|--------|
|          |          |            | # of Youth          | # of Youth            | # of Youth        | # of Youth        | # of Youth           | # of Youth                   | Months |
| D5       | Boone    | White      | 9                   | 1                     | 0                 | 0                 | 5                    | 5                            | 11     |
|          |          | Other      | 0                   | 1                     | 0                 | 0                 | 0                    | 0                            | 0      |
|          | Butler   | Black      | 1                   | 0                     | 2                 | 0                 | 0                    | 1                            | 12     |
|          |          | White      | 10                  | 1                     | 4                 | 0                 | 8                    | 10                           | 10     |
|          |          | Other      | 1                   | 0                     | 0                 | 0                 | 2                    | 2                            | 11     |
|          | Colfax   | Am. Indian | 2                   | 0                     | 0                 | 0                 | 1                    | 2                            | 15     |
|          |          | Black      | 0                   | 0                     | 0                 | 0                 | 1                    | 1                            | 2      |
|          |          | White      | 5                   | 2                     | 3                 | 0                 | 4                    | 4                            | 7      |
|          |          | Other      | 26                  | 10                    | 12                | 0                 | 26                   | 32                           | 9      |
|          | Hamilton | Am. Indian | 0                   | 0                     | 0                 | 0                 | 1                    | 1                            | 14     |
|          |          | White      | 23                  | 8                     | 6                 | 0                 | 16                   | 17                           | 8      |
|          | Merrick  | Black      | 1                   | 0                     | 0                 | 0                 | 0                    | 0                            | 0      |
|          |          | White      | 18                  | 6                     | 10                | 0                 | 8                    | 14                           | 14     |
|          |          | Other      | 1                   | 1                     | 0                 | 0                 | 0                    | 0                            | 0      |
|          | Nance    | White      | 9                   | 2                     | 1                 | 0                 | 2                    | 2                            | 9      |
|          |          | Other      | 1                   | 1                     | 0                 | 0                 | 0                    | 1                            | 22     |
|          | Platte   | Am. Indian | 1                   | 1                     | 0                 | 0                 | 2                    | 2                            | 14     |
|          |          | Black      | 0                   | 0                     | 1                 | 0                 | 0                    | 1                            | 9      |
|          |          | White      | 29                  | 13                    | 7                 | 0                 | 13                   | 19                           | 11     |
|          |          | Other      | 14                  | 5                     | 4                 | 0                 | 10                   | 16                           | 12     |
|          | Polk     | White      | 5                   | 0                     | 0                 | 0                 | 2                    | 2                            | 11     |
|          | Saunders | Black      | 1                   | 0                     | 0                 | 0                 | 0                    | 0                            | 0      |
|          |          | White      | 13                  | 11                    | 5                 | 0                 | 12                   | 12                           | 9      |
|          | Seward   | Black      | 1                   | 0                     | 1                 | 0                 | 0                    | 0                            | 0      |
|          |          | White      | 24                  | 9                     | 2                 | 0                 | 30                   | 33                           | 10     |
|          |          | Other      | 2                   | 0                     | 1                 | 0                 | 1                    | 1                            | 6      |
|          | York     | Black      | 3                   | 5                     | 3                 | 0                 | 4                    | 6                            | 8      |
|          |          | White      | 24                  | 5                     | 7                 | 0                 | 15                   | 17                           | 10     |
| Other    |          | 0          | 1                   | 0                     | 0                 | 1                 | 1                    | 29                           |        |

## District 5

### Juvenile Probation Activity - Youth by Ethnicity County

| District | County          | Cohort          | Placed on Probation | Out-of-home Placement | Motions to Revoke | Probation Revoked | Satisfactory Release | Average Length of Probation* |            |
|----------|-----------------|-----------------|---------------------|-----------------------|-------------------|-------------------|----------------------|------------------------------|------------|
|          |                 |                 | # of Youth          | # of Youth            | # of Youth        | # of Youth        | # of Youth           | # of Youth                   | # of Youth |
| D5       | Boone           | Hispanic Origin | 0                   | 1                     | 0                 | 0                 | 0                    | 0                            | 0          |
|          |                 | Non-Hispanic    | 9                   | 1                     | 0                 | 0                 | 5                    | 5                            | 11         |
|          | Butler          | Hispanic Origin | 1                   | 0                     | 0                 | 0                 | 3                    | 3                            | 11         |
|          |                 | Non-Hispanic    | 11                  | 1                     | 6                 | 0                 | 7                    | 10                           | 10         |
|          | Colfax          | Hispanic Origin | 27                  | 10                    | 13                | 0                 | 26                   | 32                           | 9          |
|          |                 | Non-Hispanic    | 6                   | 2                     | 2                 | 0                 | 6                    | 7                            | 9          |
|          | Hamilton        | Non-Hispanic    | 23                  | 8                     | 6                 | 0                 | 17                   | 18                           | 8          |
|          | Merrick         | Hispanic Origin | 3                   | 0                     | 0                 | 0                 | 0                    | 1                            | 16         |
|          |                 | Non-Hispanic    | 17                  | 7                     | 10                | 0                 | 8                    | 13                           | 13         |
|          | Nance           | Hispanic Origin | 1                   | 1                     | 0                 | 0                 | 0                    | 1                            | 22         |
|          |                 | Non-Hispanic    | 9                   | 2                     | 1                 | 0                 | 2                    | 2                            | 9          |
|          | Platte          | Hispanic Origin | 14                  | 5                     | 4                 | 0                 | 11                   | 17                           | 12         |
|          |                 | Non-Hispanic    | 30                  | 14                    | 8                 | 0                 | 14                   | 21                           | 11         |
|          | Polk            | Non-Hispanic    | 5                   | 0                     | 0                 | 0                 | 2                    | 2                            | 11         |
|          | Saunders        | Hispanic Origin | 2                   | 1                     | 0                 | 0                 | 0                    | 0                            | 0          |
|          |                 | Non-Hispanic    | 12                  | 10                    | 5                 | 0                 | 12                   | 12                           | 9          |
|          | Seward          | Hispanic Origin | 2                   | 0                     | 1                 | 0                 | 1                    | 1                            | 6          |
|          |                 | Non-Hispanic    | 25                  | 9                     | 3                 | 0                 | 30                   | 33                           | 10         |
| York     | Hispanic Origin | 3               | 2                   | 0                     | 0                 | 1                 | 1                    | 29                           |            |
|          | Non-Hispanic    | 24              | 9                   | 10                    | 0                 | 19                | 23                   | 10                           |            |

## District 5

### Part (e) Juveniles With Access to Counsel

*Nebraska Revised Statute 24-1007 (e) juveniles with and without access to counsel in juvenile and adult court, both appointed and retained.*

The Juveniles with Access to Counsel table displays the percent of juveniles represented by an attorney in criminal cases from county court and district court and juvenile cases from county court and separate juvenile court. Data includes new cases filed and cases transferred from one county to another during calendar year 2015. Cases filed in 2015 may not have reached the sentencing/adjudication stage of proceedings.

| Juveniles With Access to Counsel<br>District |                    |            |                                     |                      |                   |                   |                                     |                      |                   |                   |
|--|--------------------|------------|-------------------------------------|----------------------|-------------------|-------------------|-------------------------------------|----------------------|-------------------|-------------------|
| District                                     | Demo-<br>graphic   | Cohort     | Criminal Court Cases                |                      |                   |                   | Juvenile Court Cases                |                      |                   |                   |
|  |                    |            | Total<br>Criminal<br>Court<br>Cases | # Without<br>Counsel | # With<br>Counsel | % With<br>Counsel | Total<br>Juvenile<br>Court<br>Cases | # Without<br>Counsel | # With<br>Counsel | % With<br>Counsel |
| D5   | Age Group          | 10 & under | 0                                   | 0                    | 0                 | 0%                | 3                                   | 1                    | 2                 | 67%               |
|  |                    | 11-13      | 0                                   | 0                    | 0                 | 0%                | 67                                  | 26                   | 41                | 61%               |
|  |                    | 14-15      | 0                                   | 0                    | 0                 | 0%                | 167                                 | 95                   | 72                | 43%               |
|  |                    | 16         | 12                                  | 10                   | 2                 | 17%               | 152                                 | 95                   | 57                | 38%               |
|  |                    | 17         | 37                                  | 23                   | 14                | 38%               | 148                                 | 89                   | 59                | 40%               |
|  | Gender             | Female     | 10                                  | 10                   | 0                 | 0%                | 156                                 | 104                  | 52                | 33%               |
|  |                    | Male       | 30                                  | 19                   | 11                | 37%               | 348                                 | 188                  | 160               | 46%               |
|  |                    | Unknown    | 9                                   | 4                    | 5                 | 56%               | 33                                  | 14                   | 19                | 58%               |
|  | Race/<br>Ethnicity | Am. Indian | 0                                   | 0                    | 0                 | 0%                | 3                                   | 1                    | 2                 | 67%               |
|  |                    | Black      | 0                                   | 0                    | 0                 | 0%                | 9                                   | 6                    | 3                 | 33%               |
|  |                    | Hispanic   | 14                                  | 9                    | 5                 | 36%               | 111                                 | 60                   | 51                | 46%               |
|  |                    | White      | 17                                  | 14                   | 3                 | 18%               | 339                                 | 212                  | 127               | 37%               |
|  |                    | Unknown    | 18                                  | 10                   | 8                 | 44%               | 75                                  | 27                   | 48                | 64%               |
| District Total                               |                    |            | 49                                  | 33                   | 16                | 33%               | 537                                 | 306                  | 231               | 43%               |



## District 5

### Juveniles With Access to Counsel by Age Group County

| District | County   | Cohort     | Criminal Court Cases |                   |                |                | Juvenile Court Cases |                   |                |                |
|----------|----------|------------|----------------------|-------------------|----------------|----------------|----------------------|-------------------|----------------|----------------|
|          |          |            | Total Cases          | # Without Counsel | # With Counsel | % With Counsel | Total Cases          | # Without Counsel | # With Counsel | % With Counsel |
| D5       | Boone    | 10 & under | 0                    | 0                 | 0              | 0%             | 1                    | 0                 | 1              | 100%           |
|          |          | 11-13      | 0                    | 0                 | 0              | 0%             | 4                    | 1                 | 3              | 75%            |
|          |          | 14-15      | 0                    | 0                 | 0              | 0%             | 5                    | 3                 | 2              | 40%            |
|          |          | 16         | 0                    | 0                 | 0              | 0%             | 6                    | 4                 | 2              | 33%            |
|          |          | 17         | 0                    | 0                 | 0              | 0%             | 4                    | 3                 | 1              | 25%            |
|          | Butler   | 11-13      | 0                    | 0                 | 0              | 0%             | 1                    | 0                 | 1              | 100%           |
|          |          | 14-15      | 0                    | 0                 | 0              | 0%             | 9                    | 6                 | 3              | 33%            |
|          |          | 16         | 2                    | 2                 | 0              | 0%             | 8                    | 1                 | 7              | 88%            |
|          |          | 17         | 2                    | 2                 | 0              | 0%             | 5                    | 2                 | 3              | 60%            |
|          | Colfax   | 11-13      | 0                    | 0                 | 0              | 0%             | 11                   | 1                 | 10             | 91%            |
|          |          | 14-15      | 0                    | 0                 | 0              | 0%             | 19                   | 9                 | 10             | 53%            |
|          |          | 16         | 4                    | 4                 | 0              | 0%             | 20                   | 8                 | 12             | 60%            |
|          |          | 17         | 7                    | 5                 | 2              | 29%            | 18                   | 10                | 8              | 44%            |
|          | Hamilton | 11-13      | 0                    | 0                 | 0              | 0%             | 5                    | 2                 | 3              | 60%            |
|          |          | 14-15      | 0                    | 0                 | 0              | 0%             | 10                   | 5                 | 5              | 50%            |
|          |          | 16         | 1                    | 1                 | 0              | 0%             | 14                   | 9                 | 5              | 36%            |
|          |          | 17         | 7                    | 3                 | 4              | 57%            | 6                    | 4                 | 2              | 33%            |
|          | Merrick  | 11-13      | 0                    | 0                 | 0              | 0%             | 5                    | 3                 | 2              | 40%            |
|          |          | 14-15      | 0                    | 0                 | 0              | 0%             | 8                    | 1                 | 7              | 88%            |
|          |          | 16         | 0                    | 0                 | 0              | 0%             | 9                    | 4                 | 5              | 56%            |
|          |          | 17         | 1                    | 1                 | 0              | 0%             | 10                   | 2                 | 8              | 80%            |
|          | Nance    | 10 & under | 0                    | 0                 | 0              | 0%             | 1                    | 1                 | 0              | 0%             |
|          |          | 11-13      | 0                    | 0                 | 0              | 0%             | 1                    | 0                 | 1              | 100%           |
|          |          | 14-15      | 0                    | 0                 | 0              | 0%             | 5                    | 3                 | 2              | 40%            |
|          |          | 16         | 2                    | 2                 | 0              | 0%             | 2                    | 1                 | 1              | 50%            |
|          |          | 17         | 2                    | 1                 | 1              | 50%            | 3                    | 1                 | 2              | 67%            |
|          | Platte   | 11-13      | 0                    | 0                 | 0              | 0%             | 29                   | 14                | 15             | 52%            |
|          |          | 14-15      | 0                    | 0                 | 0              | 0%             | 70                   | 49                | 21             | 30%            |
| 16       |          | 1          | 1                    | 0                 | 0%             | 61             | 50                   | 11                | 18%            |                |
| 17       |          | 10         | 4                    | 6                 | 60%            | 62             | 47                   | 15                | 24%            |                |
| Polk     | 14-15    | 0          | 0                    | 0                 | 0%             | 6              | 6                    | 0                 | 0%             |                |
|          | 16       | 0          | 0                    | 0                 | 0%             | 1              | 1                    | 0                 | 0%             |                |
|          | 17       | 2          | 2                    | 0                 | 0%             | 0              | 0                    | 0                 | 0%             |                |

## District 5

### Juveniles With Access to Counsel by Age Group County

| District    | County   | Cohort     | Criminal Court Cases |                   |                |                | Juvenile Court Cases |                   |                |                |
|-------------|----------|------------|----------------------|-------------------|----------------|----------------|----------------------|-------------------|----------------|----------------|
|             |          |            | Total Cases          | # Without Counsel | # With Counsel | % With Counsel | Total Cases          | # Without Counsel | # With Counsel | % With Counsel |
| D5<br>Cont. | Saunders | 10 & under | 0                    | 0                 | 0              | 0%             | 1                    | 0                 | 1              | 100%           |
|             |          | 11-13      | 0                    | 0                 | 0              | 0%             | 4                    | 1                 | 3              | 75%            |
|             |          | 14-15      | 0                    | 0                 | 0              | 0%             | 11                   | 1                 | 10             | 91%            |
|             |          | 16         | 0                    | 0                 | 0              | 0%             | 9                    | 3                 | 6              | 67%            |
|             |          | 17         | 2                    | 1                 | 1              | 50%            | 4                    | 0                 | 4              | 100%           |
|             | Seward   | 11-13      | 0                    | 0                 | 0              | 0%             | 2                    | 1                 | 1              | 50%            |
|             |          | 14-15      | 0                    | 0                 | 0              | 0%             | 13                   | 6                 | 7              | 54%            |
|             |          | 16         | 0                    | 0                 | 0              | 0%             | 12                   | 7                 | 5              | 42%            |
|             |          | 17         | 0                    | 0                 | 0              | 0%             | 18                   | 9                 | 9              | 50%            |
|             | York     | 11-13      | 0                    | 0                 | 0              | 0%             | 5                    | 3                 | 2              | 40%            |
|             |          | 14-15      | 0                    | 0                 | 0              | 0%             | 11                   | 6                 | 5              | 45%            |
|             |          | 16         | 2                    | 0                 | 2              | 100%           | 10                   | 7                 | 3              | 30%            |
| 17          |          | 4          | 4                    | 0                 | 0%             | 18             | 11                   | 7                 | 39%            |                |

### Juveniles With Access to Counsel by Gender County

| District | County   | Cohort  | Criminal Court Cases |                   |                |                | Juvenile Court Cases |                   |                |                |
|----------|----------|---------|----------------------|-------------------|----------------|----------------|----------------------|-------------------|----------------|----------------|
|          |          |         | Total Cases          | # Without Counsel | # With Counsel | % With Counsel | Total Cases          | # Without Counsel | # With Counsel | % With Counsel |
| D5       | Boone    | Female  | 0                    | 0                 | 0              | 0%             | 6                    | 3                 | 3              | 50%            |
|          |          | Male    | 0                    | 0                 | 0              | 0%             | 14                   | 8                 | 6              | 43%            |
|          | Butler   | Female  | 2                    | 2                 | 0              | 0%             | 2                    | 0                 | 2              | 100%           |
|          |          | Male    | 0                    | 0                 | 0              | 0%             | 21                   | 9                 | 12             | 57%            |
|          |          | Unknown | 2                    | 2                 | 0              | 0%             | 0                    | 0                 | 0              | 0%             |
|          | Colfax   | Female  | 0                    | 0                 | 0              | 0%             | 13                   | 4                 | 9              | 69%            |
|          |          | Male    | 10                   | 8                 | 2              | 20%            | 55                   | 24                | 31             | 56%            |
|          |          | Unknown | 1                    | 1                 | 0              | 0%             | 0                    | 0                 | 0              | 0%             |
|          | Hamilton | Female  | 2                    | 2                 | 0              | 0%             | 12                   | 9                 | 3              | 25%            |
|          |          | Male    | 3                    | 2                 | 1              | 33%            | 23                   | 11                | 12             | 52%            |
|          |          | Unknown | 3                    | 0                 | 3              | 100%           | 0                    | 0                 | 0              | 0%             |
|          | Merrick  | Female  | 0                    | 0                 | 0              | 0%             | 6                    | 4                 | 2              | 33%            |
|          |          | Male    | 1                    | 1                 | 0              | 0%             | 5                    | 1                 | 4              | 80%            |
|          |          | Unknown | 0                    | 0                 | 0              | 0%             | 21                   | 5                 | 16             | 76%            |

## District 5

### Juveniles With Access to Counsel by Gender County

| District    | County   | Cohort  | Criminal Court Cases |                   |                |                | Juvenile Court Cases |                   |                |                |
|-------------|----------|---------|----------------------|-------------------|----------------|----------------|----------------------|-------------------|----------------|----------------|
|             |          |         | Total Cases          | # Without Counsel | # With Counsel | % With Counsel | Total Cases          | # Without Counsel | # With Counsel | % With Counsel |
| D5<br>Cont. | Nance    | Female  | 1                    | 1                 | 0              | 0%             | 6                    | 4                 | 2              | 33%            |
|             |          | Male    | 3                    | 2                 | 1              | 33%            | 6                    | 2                 | 4              | 67%            |
|             | Platte   | Female  | 2                    | 2                 | 0              | 0%             | 70                   | 56                | 14             | 20%            |
|             |          | Male    | 9                    | 3                 | 6              | 67%            | 145                  | 100               | 45             | 31%            |
|             |          | Unknown | 0                    | 0                 | 0              | 0%             | 7                    | 4                 | 3              | 43%            |
|             | Polk     | Female  | 1                    | 1                 | 0              | 0%             | 1                    | 1                 | 0              | 0%             |
|             |          | Male    | 0                    | 0                 | 0              | 0%             | 1                    | 1                 | 0              | 0%             |
|             |          | Unknown | 1                    | 1                 | 0              | 0%             | 5                    | 5                 | 0              | 0%             |
|             | Saunders | Female  | 0                    | 0                 | 0              | 0%             | 6                    | 1                 | 5              | 83%            |
|             |          | Male    | 2                    | 1                 | 1              | 50%            | 23                   | 4                 | 19             | 83%            |
|             | Seward   | Female  | 0                    | 0                 | 0              | 0%             | 16                   | 10                | 6              | 38%            |
|             |          | Male    | 0                    | 0                 | 0              | 0%             | 29                   | 13                | 16             | 55%            |
|             | York     | Female  | 2                    | 2                 | 0              | 0%             | 18                   | 12                | 6              | 33%            |
|             |          | Male    | 2                    | 2                 | 0              | 0%             | 26                   | 15                | 11             | 42%            |
|             |          | Unknown | 2                    | 0                 | 2              | 100%           | 0                    | 0                 | 0              | 0%             |

## District 5

### Juveniles With Access to Counsel by Race/Ethnicity County

| District | County   | Cohort     | Criminal Court Cases |                   |                |                | Juvenile Court Cases |                   |                |                |
|----------|----------|------------|----------------------|-------------------|----------------|----------------|----------------------|-------------------|----------------|----------------|
|          |          |            | Total Cases          | # Without Counsel | # With Counsel | % With Counsel | Total Cases          | # Without Counsel | # With Counsel | % With Counsel |
| D5       | Boone    | Hispanic   | 0                    | 0                 | 0              | 0%             | 1                    | 0                 | 1              | 100%           |
|          |          | White      | 0                    | 0                 | 0              | 0%             | 16                   | 9                 | 7              | 44%            |
|          |          | Unknown    | 0                    | 0                 | 0              | 0%             | 3                    | 2                 | 1              | 33%            |
|          | Butler   | Hispanic   | 0                    | 0                 | 0              | 0%             | 1                    | 1                 | 0              | 0%             |
|          |          | White      | 1                    | 1                 | 0              | 0%             | 22                   | 8                 | 14             | 64%            |
|          |          | Unknown    | 3                    | 3                 | 0              | 0%             | 0                    | 0                 | 0              | 0%             |
|          | Colfax   | Am. Indian | 0                    | 0                 | 0              | 0%             | 1                    | 0                 | 1              | 100%           |
|          |          | Hispanic   | 9                    | 7                 | 2              | 22%            | 49                   | 18                | 31             | 63%            |
|          |          | White      | 1                    | 1                 | 0              | 0%             | 14                   | 9                 | 5              | 36%            |
|          |          | Unknown    | 1                    | 1                 | 0              | 0%             | 4                    | 1                 | 3              | 75%            |
|          | Hamilton | White      | 2                    | 2                 | 0              | 0%             | 29                   | 19                | 10             | 34%            |
|          |          | Unknown    | 6                    | 2                 | 4              | 67%            | 6                    | 1                 | 5              | 83%            |
|          | Merrick  | Hispanic   | 0                    | 0                 | 0              | 0%             | 2                    | 0                 | 2              | 100%           |
|          |          | White      | 1                    | 1                 | 0              | 0%             | 20                   | 5                 | 15             | 75%            |
|          |          | Unknown    | 0                    | 0                 | 0              | 0%             | 10                   | 5                 | 5              | 50%            |
|          | Nance    | White      | 2                    | 2                 | 0              | 0%             | 12                   | 6                 | 6              | 50%            |
|          |          | Unknown    | 2                    | 1                 | 1              | 50%            | 0                    | 0                 | 0              | 0%             |
|          | Platte   | Am. Indian | 0                    | 0                 | 0              | 0%             | 2                    | 1                 | 1              | 50%            |
|          |          | Black      | 0                    | 0                 | 0              | 0%             | 3                    | 3                 | 0              | 0%             |
|          |          | Hispanic   | 4                    | 1                 | 3              | 75%            | 52                   | 37                | 15             | 29%            |
|          |          | White      | 6                    | 3                 | 3              | 50%            | 139                  | 106               | 33             | 24%            |
|          |          | Unknown    | 1                    | 1                 | 0              | 0%             | 26                   | 13                | 13             | 50%            |
|          | Polk     | Hispanic   | 0                    | 0                 | 0              | 0%             | 1                    | 1                 | 0              | 0%             |
|          |          | White      | 0                    | 0                 | 0              | 0%             | 5                    | 5                 | 0              | 0%             |
|          |          | Unknown    | 2                    | 2                 | 0              | 0%             | 1                    | 1                 | 0              | 0%             |
|          | Saunders | Hispanic   | 1                    | 1                 | 0              | 0%             | 0                    | 0                 | 0              | 0%             |
|          |          | White      | 0                    | 0                 | 0              | 0%             | 16                   | 3                 | 13             | 81%            |
|          |          | Unknown    | 1                    | 0                 | 1              | 100%           | 13                   | 2                 | 11             | 85%            |
| Seward   | Black    | 0          | 0                    | 0                 | 0%             | 4              | 1                    | 3                 | 75%            |                |
|          | Hispanic | 0          | 0                    | 0                 | 0%             | 1              | 1                    | 0                 | 0%             |                |
|          | White    | 0          | 0                    | 0                 | 0%             | 38             | 21                   | 17                | 45%            |                |
|          | Unknown  | 0          | 0                    | 0                 | 0%             | 2              | 0                    | 2                 | 100%           |                |
| York     | Black    | 0          | 0                    | 0                 | 0%             | 2              | 2                    | 0                 | 0%             |                |
|          | Hispanic | 0          | 0                    | 0                 | 0%             | 4              | 2                    | 2                 | 50%            |                |
|          | White    | 4          | 4                    | 0                 | 0%             | 28             | 21                   | 7                 | 25%            |                |
|          | Unknown  | 2          | 0                    | 2                 | 100%           | 10             | 2                    | 8                 | 80%            |                |

# District 6

## Part (a) Adjudication of Juvenile Petitions

*Nebraska Revised Statute 24-1007 (a) Juveniles prosecuted in juvenile court under subdivision (1), (2), (3), or (4) of section 43-247, including the total number of filings and adjudications.*

The Juvenile Petitions and Adjudications tables report the number of new juvenile cases and corresponding percent of adjudications by case type and demographic for cases filed in 2015. The data consists of both county court and separate juvenile court cases. Cases with multiple charges, pleas or findings are counted once per case. Supplemental petitions are not included in this data set. Cases filed in November or December of 2015 may not have reached the adjudication stage of proceedings.

| Number of Juvenile Cases and Adjudication by Case Type<br>District |              |                 |         |         |                |         |         |             |         |         |         |         |         |
|--|--------------|-----------------|---------|---------|----------------|---------|---------|-------------|---------|---------|---------|---------|---------|
| District   | Demo-graphic | Traffic Offense |         |         | Status Offense |         |         | Misdemeanor |         |         | Felony  |         |         |
|  |              | # Cases         | # Admit | % Admit | # Cases        | # Admit | % Admit | # Cases     | # Admit | % Admit | # Cases | # Admit | % Admit |
| D6   | 10 & under   | 0               | 0       | 0%      | 1              | 1       | 100%    | 1           | 1       | 100%    | 1       | 1       | 100%    |
|  | 11-13        | 0               | 0       | 0%      | 7              | 5       | 71%     | 22          | 14      | 64%     | 3       | 2       | 67%     |
|  | 14-15        | 1               | 1       | 100%    | 23             | 19      | 83%     | 67          | 50      | 75%     | 14      | 9       | 64%     |
|  | 16           | 0               | 0       | 0%      | 13             | 9       | 69%     | 62          | 52      | 84%     | 7       | 4       | 57%     |
|  | 17           | 1               | 1       | 100%    | 11             | 5       | 45%     | 70          | 51      | 73%     | 15      | 10      | 67%     |
|  | Female       | 0               | 0       | 0%      | 34             | 23      | 68%     | 65          | 47      | 72%     | 6       | 5       | 83%     |
|  | Male         | 2               | 2       | 100%    | 20             | 15      | 75%     | 152         | 116     | 76%     | 34      | 21      | 62%     |
|  | Unknown      | 0               | 0       | 0%      | 1              | 1       | 100%    | 5           | 5       | 100%    | 0       | 0       | 0%      |
|  | Am. Indian   | 0               | 0       | 0%      | 0              | 0       | 0%      | 18          | 14      | 78%     | 3       | 3       | 100%    |
|  | Asian/P. I.  | 0               | 0       | 0%      | 0              | 0       | 0%      | 1           | 1       | 100%    | 1       | 0       | 0%      |
|  | Black        | 0               | 0       | 0%      | 1              | 0       | 0%      | 6           | 5       | 83%     | 0       | 0       | 0%      |
|  | Hispanic     | 1               | 1       | 100%    | 9              | 7       | 78%     | 31          | 31      | 100%    | 2       | 1       | 50%     |
|  | White        | 1               | 1       | 100%    | 22             | 18      | 82%     | 99          | 79      | 80%     | 17      | 16      | 94%     |
| Unknown  | 0            | 0               | 0%      | 23      | 14             | 61%     | 67      | 38          | 57%     | 17      | 6       | 35%     |         |
| District Total   |              | 2               | 2       | 100%    | 55             | 39      | 71%     | 222         | 168     | 76%     | 40      | 26      | 65%     |

## District 6

### Juvenile Cases and Adjudication by Case Type and Age Group County

| District | County     | Age Group  | Traffic Offense |         |         | Status Offense |         |         | Misdemeanor |         |         | Felony  |         |         |
|----------|------------|------------|-----------------|---------|---------|----------------|---------|---------|-------------|---------|---------|---------|---------|---------|
|          |            |            | # Cases         | # Admit | % Admit | # Cases        | # Admit | % Admit | # Cases     | # Admit | % Admit | # Cases | # Admit | % Admit |
| D6       | Burt       | 16         | 0               | 0       | 0%      | 0              | 0       | 0%      | 0           | 0       | 0%      | 2       | 1       | 50%     |
|          | Cedar      | 14-15      | 0               | 0       | 0%      | 0              | 0       | 0%      | 1           | 1       | 100%    | 1       | 1       | 100%    |
|          |            | 16         | 0               | 0       | 0%      | 0              | 0       | 0%      | 3           | 3       | 100%    | 0       | 0       | 0%      |
|          |            | 17         | 1               | 1       | 100%    | 0              | 0       | 0%      | 5           | 4       | 80%     | 1       | 1       | 100%    |
|          | Dakota     | 11-13      | 0               | 0       | 0%      | 0              | 0       | 0%      | 7           | 4       | 57%     | 0       | 0       | 0%      |
|          |            | 14-15      | 0               | 0       | 0%      | 3              | 3       | 100%    | 26          | 20      | 77%     | 2       | 2       | 100%    |
|          |            | 16         | 0               | 0       | 0%      | 3              | 3       | 100%    | 16          | 14      | 88%     | 0       | 0       | 0%      |
|          |            | 17         | 0               | 0       | 0%      | 0              | 0       | 0%      | 4           | 4       | 100%    | 0       | 0       | 0%      |
|          | Dixon      | 14-15      | 1               | 1       | 100%    | 0              | 0       | 0%      | 4           | 4       | 100%    | 0       | 0       | 0%      |
|          |            | 16         | 0               | 0       | 0%      | 1              | 1       | 100%    | 7           | 7       | 100%    | 0       | 0       | 0%      |
|          |            | 17         | 0               | 0       | 0%      | 0              | 0       | 0%      | 5           | 5       | 100%    | 0       | 0       | 0%      |
|          | Dodge      | 10 & under | 0               | 0       | 0%      | 1              | 1       | 100%    | 0           | 0       | 0%      | 1       | 1       | 100%    |
|          |            | 11-13      | 0               | 0       | 0%      | 4              | 3       | 75%     | 12          | 8       | 67%     | 2       | 1       | 50%     |
|          |            | 14-15      | 0               | 0       | 0%      | 19             | 15      | 79%     | 29          | 20      | 69%     | 5       | 1       | 20%     |
|          |            | 16         | 0               | 0       | 0%      | 7              | 4       | 57%     | 24          | 20      | 83%     | 4       | 2       | 50%     |
|          |            | 17         | 0               | 0       | 0%      | 11             | 5       | 45%     | 40          | 29      | 73%     | 10      | 7       | 70%     |
|          | Thurston   | 10 & under | 0               | 0       | 0%      | 0              | 0       | 0%      | 1           | 1       | 100%    | 0       | 0       | 0%      |
|          |            | 14-15      | 0               | 0       | 0%      | 0              | 0       | 0%      | 1           | 0       | 0%      | 3       | 3       | 100%    |
|          |            | 16         | 0               | 0       | 0%      | 0              | 0       | 0%      | 1           | 0       | 0%      | 0       | 0       | 0%      |
|          |            | 17         | 0               | 0       | 0%      | 0              | 0       | 0%      | 0           | 0       | 0%      | 1       | 0       | 0%      |
|          | Washington | 11-13      | 0               | 0       | 0%      | 3              | 2       | 67%     | 3           | 2       | 67%     | 1       | 1       | 100%    |
|          |            | 14-15      | 0               | 0       | 0%      | 1              | 1       | 100%    | 6           | 5       | 83%     | 3       | 2       | 67%     |
|          |            | 16         | 0               | 0       | 0%      | 2              | 1       | 50%     | 11          | 8       | 73%     | 1       | 1       | 100%    |
|          |            | 17         | 0               | 0       | 0%      | 0              | 0       | 0%      | 16          | 9       | 56%     | 3       | 2       | 67%     |

### Juvenile Cases and Adjudication by Case Type and Gender County

| District | County | Gender  | Traffic Offense |         |         | Status Offense |         |         | Misdemeanor |         |         | Felony  |         |         |
|----------|--------|---------|-----------------|---------|---------|----------------|---------|---------|-------------|---------|---------|---------|---------|---------|
|          |        |         | # Cases         | # Admit | % Admit | # Cases        | # Admit | % Admit | # Cases     | # Admit | % Admit | # Cases | # Admit | % Admit |
| D6       | Burt   | Male    | 0               | 0       | 0%      | 0              | 0       | 0%      | 0           | 0       | 0%      | 2       | 1       | 50%     |
|          | Cedar  | Female  | 0               | 0       | 0%      | 0              | 0       | 0%      | 4           | 3       | 75%     | 2       | 2       | 100%    |
|          |        | Male    | 1               | 1       | 100%    | 0              | 0       | 0%      | 5           | 5       | 100%    | 0       | 0       | 0%      |
|          | Dakota | Female  | 0               | 0       | 0%      | 4              | 4       | 100%    | 18          | 13      | 72%     | 1       | 1       | 100%    |
|          |        | Male    | 0               | 0       | 0%      | 1              | 1       | 100%    | 33          | 27      | 82%     | 1       | 1       | 100%    |
|          |        | Unknown | 0               | 0       | 0%      | 1              | 1       | 100%    | 2           | 2       | 100%    | 0       | 0       | 0%      |
|          | Dixon  | Female  | 0               | 0       | 0%      | 1              | 1       | 100%    | 2           | 2       | 100%    | 0       | 0       | 0%      |
|          |        | Male    | 1               | 1       | 100%    | 0              | 0       | 0%      | 13          | 13      | 100%    | 0       | 0       | 0%      |
|          |        | Unknown | 0               | 0       | 0%      | 0              | 0       | 0%      | 1           | 1       | 100%    | 0       | 0       | 0%      |

## District 6

### Juvenile Cases and Adjudication by Case Type and Gender County

| District | County     | Gender  | Traffic Offense |         |         | Status Offense |         |         | Misdemeanor |         |         | Felony  |         |         |
|----------|------------|---------|-----------------|---------|---------|----------------|---------|---------|-------------|---------|---------|---------|---------|---------|
|          |            |         | # Cases         | # Admit | % Admit | # Cases        | # Admit | % Admit | # Cases     | # Admit | % Admit | # Cases | # Admit | % Admit |
| D6 Cont. | Dodge      | Female  | 0               | 0       | 0%      | 25             | 16      | 64%     | 30          | 25      | 83%     | 2       | 1       | 50%     |
|          |            | Male    | 0               | 0       | 0%      | 17             | 12      | 71%     | 75          | 52      | 69%     | 20      | 11      | 55%     |
|          | Thurston   | Female  | 0               | 0       | 0%      | 0              | 0       | 0%      | 1           | 0       | 0%      | 0       | 0       | 0%      |
|          |            | Male    | 0               | 0       | 0%      | 0              | 0       | 0%      | 2           | 1       | 50%     | 4       | 3       | 75%     |
|          | Washington | Female  | 0               | 0       | 0%      | 4              | 2       | 50%     | 10          | 4       | 40%     | 1       | 1       | 100%    |
|          |            | Male    | 0               | 0       | 0%      | 2              | 2       | 100%    | 24          | 18      | 75%     | 7       | 5       | 71%     |
|          |            | Unknown | 0               | 0       | 0%      | 0              | 0       | 0%      | 2           | 2       | 100%    | 0       | 0       | 0%      |

### Juvenile Cases and Adjudication by Case Type and Race/Ethnicity County

| District   | County     | Race        | Traffic Offense |         |         | Status Offense |         |         | Misdemeanor |         |         | Felony  |         |         |
|------------|------------|-------------|-----------------|---------|---------|----------------|---------|---------|-------------|---------|---------|---------|---------|---------|
|            |            |             | # Cases         | # Admit | % Admit | # Cases        | # Admit | % Admit | # Cases     | # Admit | % Admit | # Cases | # Admit | % Admit |
| D6         | Burt       | White       | 0               | 0       | 0%      | 0              | 0       | 0%      | 0           | 0       | 0%      | 1       | 1       | 100%    |
|            |            | Unknown     | 0               | 0       | 0%      | 0              | 0       | 0%      | 0           | 0       | 0%      | 1       | 0       | 0%      |
|            | Cedar      | Black       | 0               | 0       | 0%      | 0              | 0       | 0%      | 1           | 0       | 0%      | 0       | 0       | 0%      |
|            |            | Hispanic    | 0               | 0       | 0%      | 0              | 0       | 0%      | 1           | 1       | 100%    | 0       | 0       | 0%      |
|            |            | White       | 1               | 1       | 100%    | 0              | 0       | 0%      | 6           | 6       | 100%    | 2       | 2       | 100%    |
|            |            | Unknown     | 0               | 0       | 0%      | 0              | 0       | 0%      | 1           | 1       | 100%    | 0       | 0       | 0%      |
|            | Dakota     | Am. Indian  | 0               | 0       | 0%      | 0              | 0       | 0%      | 17          | 13      | 76%     | 0       | 0       | 0%      |
|            |            | Asian/P. I. | 0               | 0       | 0%      | 0              | 0       | 0%      | 1           | 1       | 100%    | 0       | 0       | 0%      |
|            |            | Black       | 0               | 0       | 0%      | 0              | 0       | 0%      | 3           | 3       | 100%    | 0       | 0       | 0%      |
|            |            | Hispanic    | 0               | 0       | 0%      | 3              | 3       | 100%    | 17          | 17      | 100%    | 0       | 0       | 0%      |
|            |            | White       | 0               | 0       | 0%      | 3              | 3       | 100%    | 13          | 8       | 62%     | 2       | 2       | 100%    |
|            | Dixon      | Unknown     | 0               | 0       | 0%      | 0              | 0       | 0%      | 2           | 0       | 0%      | 0       | 0       | 0%      |
|            |            | Hispanic    | 1               | 1       | 100%    | 0              | 0       | 0%      | 7           | 7       | 100%    | 0       | 0       | 0%      |
|            | Dodge      | White       | 0               | 0       | 0%      | 1              | 1       | 100%    | 9           | 9       | 100%    | 0       | 0       | 0%      |
|            |            | Black       | 0               | 0       | 0%      | 1              | 0       | 0%      | 2           | 2       | 100%    | 0       | 0       | 0%      |
|            |            | Hispanic    | 0               | 0       | 0%      | 6              | 4       | 67%     | 5           | 5       | 100%    | 1       | 0       | 0%      |
|            |            | White       | 0               | 0       | 0%      | 14             | 11      | 79%     | 51          | 40      | 78%     | 10      | 9       | 90%     |
|            |            | Unknown     | 0               | 0       | 0%      | 21             | 13      | 62%     | 47          | 30      | 64%     | 11      | 3       | 27%     |
|            | Thurston   | Am. Indian  | 0               | 0       | 0%      | 0              | 0       | 0%      | 1           | 1       | 100%    | 2       | 2       | 100%    |
|            |            | Asian/P. I. | 0               | 0       | 0%      | 0              | 0       | 0%      | 0           | 0       | 0%      | 1       | 0       | 0%      |
| Hispanic   |            | 0           | 0               | 0%      | 0       | 0              | 0%      | 0       | 0           | 0%      | 1       | 1       | 100%    |         |
| White      |            | 0           | 0               | 0%      | 0       | 0              | 0%      | 2       | 0           | 0%      | 0       | 0       | 0%      |         |
| Washington | Am. Indian | 0           | 0               | 0%      | 0       | 0              | 0%      | 0       | 0           | 0%      | 1       | 1       | 100%    |         |
|            | Hispanic   | 0           | 0               | 0%      | 0       | 0              | 0%      | 1       | 1           | 100%    | 0       | 0       | 0%      |         |
|            | White      | 0           | 0               | 0%      | 4       | 3              | 75%     | 18      | 16          | 89%     | 2       | 2       | 100%    |         |
|            | Unknown    | 0           | 0               | 0%      | 2       | 1              | 50%     | 17      | 7           | 41%     | 5       | 3       | 60%     |         |

## District 6

### Part (b) Juveniles Prosecuted in Adult Criminal Court - Case Type

*Nebraska Revised Statute 24-1007 (b) Juveniles prosecuted in adult criminal court for felonies, misdemeanors, and traffic offenses. The information shall include juveniles sentenced to terms in adult jails and prisons and juveniles placed on adult probation.*

Juveniles Prosecuted in Adult Criminal Court tables consist of criminal and traffic cases in county court and criminal cases in district court that reached the point of sentencing in 2015. Cases with multiple charges are counted once per case and reported as the most severe offense. Cases for juveniles ages 13 and below must be filed and stay in juvenile court; however, judges have the authority to allow these cases in criminal court. Therefore, only juveniles ages 14 through 17 at the time of the offense appear in adult criminal court data, with rare exceptions.

| Juveniles Prosecuted in Adult Criminal Court<br>by Case Type<br>District |                |            |           |             |         |             |             |             |        |             |      |
|--|----------------|------------|-----------|-------------|---------|-------------|-------------|-------------|--------|-------------|------|
| District   | Demographic    | Cohort     | All Cases |             | Traffic |             | Misdemeanor |             | Felony |             |      |
|  |                |            | #         | % of Total* | #       | % of Cohort | #           | % of Cohort | #      | % of Cohort |      |
| D6   | Age Group      | 14-15      | 1         | 7%          | 0       | 0%          | 1           | 10%         | 0      | 0%          |      |
|  |                | 16         | 1         | 7%          | 0       | 0%          | 1           | 10%         | 0      | 0%          |      |
|  |                | 17         | 12        | 86%         | 1       | 100%        | 8           | 80%         | 3      | 100%        |      |
|  | Gender         | Female     | 4         | 33%         | 0       | 0%          | 4           | 44%         | 0      | 0%          |      |
|  |                | Male       | 8         | 67%         | 1       | 0%          | 5           | 56%         | 2      | 100%        |      |
|  |                | Unknown    | 2         |             | 0       |             | 1           |             | 1      |             |      |
|  | Race/Ethnicity | Am. Indian | 3         | 25%         | 0       | 0%          | 3           | 33%         | 0      | 0%          |      |
|  |                | Hispanic   | 3         | 25%         | 1       | 100%        | 2           | 22%         | 0      | 0%          |      |
|  |                | White      | 6         | 50%         | 0       | 0%          | 4           | 44%         | 2      | 100%        |      |
|  |                | Unknown    | 2         |             | 0       |             | 1           |             | 1      |             |      |
|  | District Total |            |           | 14          | 100%    | 1           | 100%        | 10          | 100%   | 3           | 100% |

\*Percent of total cases is calculated using the valid percent (cases with unknown gender or unknown race/ethnicity are not included).



## District 6

| Juveniles Prosecuted in Adult Criminal Court by Case Type and Age Group<br>County |            |        |           |         |             |         |
|---|------------|--------|-----------|---------|-------------|---------|
| District  | County     | Cohort | All Cases | Traffic | Misdemeanor | Felony  |
|   |            |        | # Cases   | # Cases | # Cases     | # Cases |
| D6  | Dakota     | 14-15  | 1         | 0       | 1           | 0       |
|   |            | 16     | 1         | 0       | 1           | 0       |
|   |            | 17     | 11        | 1       | 7           | 3       |
|   | Washington | 17     | 1         | 0       | 1           | 0       |

| Juveniles Prosecuted in Adult Criminal Court by Case Type and Gender<br>County |            |         |           |         |             |         |
|--|------------|---------|-----------|---------|-------------|---------|
| District   | County     | Cohort  | All Cases | Traffic | Misdemeanor | Felony  |
|  |            |         | # Cases   | # Cases | # Cases     | # Cases |
| D6   | Dakota     | Female  | 3         | 0       | 3           | 0       |
|  |            | Male    | 8         | 1       | 5           | 2       |
|  |            | Unknown | 2         | 0       | 1           | 1       |
|  | Washington | Female  | 1         | 0       | 1           | 0       |

| Juveniles Prosecuted in Adult Criminal Court by Case Type and Race/Ethnicity<br>County |            |          |           |         |             |         |
|--|------------|----------|-----------|---------|-------------|---------|
| District   | County     | Cohort   | All Cases | Traffic | Misdemeanor | Felony  |
|  |            |          | # Cases   | # Cases | # Cases     | # Cases |
| D6   | Dakota     | Indian   | 3         | 0       | 3           | 0       |
|  |            | Hispanic | 3         | 1       | 2           | 0       |
|  |            | White    | 5         | 0       | 3           | 2       |
|  |            | Unknown  | 2         | 0       | 1           | 1       |
|  | Washington | White    | 1         | 0       | 1           | 0       |

## Part (b) Juveniles Prosecuted in Adult Criminal Court - Sentence

*Nebraska Revised Statute 24-1007 (b) Juveniles prosecuted in adult criminal court for felonies, misdemeanors, and traffic offenses. The information shall include juveniles sentenced to terms in adult jails and prisons and juveniles placed on adult probation.*

Juveniles Prosecuted in Adult Criminal Court tables include criminal and traffic cases in county court and criminal cases in district court that reached the point of sentencing in 2015. If multiple sentencing types occur within a case (ex. probation/jail), all sentencing types are included.

| Juveniles Prosecuted in Adult Criminal Court<br>by Sentence<br>District |                |            |           |             |           |             |      |             |        |             |    |
|---|----------------|------------|-----------|-------------|-----------|-------------|------|-------------|--------|-------------|----|
| District  | Demographic    | Cohort     | All Cases |             | Probation |             | Jail |             | Prison |             |    |
|   |                |            | #         | % of Total* | #         | % of Cohort | #    | % of Cohort | #      | % of Cohort |    |
| D6  | Age Group      | 14-15      | 1         | 6%          | 1         | 100%        | 0    | 0%          | 0      | 0%          |    |
|   |                | 16         | 1         | 6%          | 1         | 100%        | 0    | 0%          | 0      | 0%          |    |
|   |                | 17         | 16        | 89%         | 8         | 50%         | 7    | 44%         | 1      | 6%          |    |
|   | Gender         | Female     | 6         | 38%         | 4         | 67%         | 2    | 33%         | 0      | 0%          |    |
|   |                | Male       | 10        | 63%         | 6         | 60%         | 4    | 40%         | 0      | 0%          |    |
|   |                | Unknown    | 2         |             | 0         | 0%          | 1    | 50%         | 1      | 50%         |    |
|   | Race/Ethnicity | Am. Indian | 5         | 33%         | 3         | 60%         | 2    | 40%         | 0      | 0%          |    |
|   |                | Hispanic   | 3         | 20%         | 2         | 67%         | 1    | 33%         | 0      | 0%          |    |
|   |                | White      | 7         | 47%         | 4         | 57%         | 3    | 43%         | 0      | 0%          |    |
|   |                | Unknown    | 3         |             | 1         | 33%         | 1    | 33%         | 1      | 33%         |    |
|   | District Total |            |           | 18          | 100%      | 10          | 56%  | 7           | 39%    | 1           | 6% |

\*Percent of total cases is calculated using the valid percent within demographic (cases with unknown gender or unknown race/ethnicity are not included).

## District 6

| Juveniles Prosecuted in Adult Criminal Court by Sentence and Age Group<br>County |            |        |           |           |         |         |
|--|------------|--------|-----------|-----------|---------|---------|
| District   | County     | Cohort | All Cases | Probation | Jail    | Prison  |
|  |            |        | # Cases   | # Cases   | # Cases | # Cases |
| D6   | Dakota     | 14-15  | 1         | 1         | 0       | 0       |
|  |            | 16     | 1         | 1         | 0       | 0       |
|  |            | 17     | 15        | 7         | 7       | 1       |
|  | Washington | 17     | 1         | 1         | 0       | 0       |

| Juveniles Prosecuted in Adult Criminal Court by Sentence and Gender<br>County |            |         |           |           |         |         |
|---|------------|---------|-----------|-----------|---------|---------|
| District  | County     | Cohort  | All Cases | Probation | Jail    | Prison  |
|   |            |         | # Cases   | # Cases   | # Cases | # Cases |
| D6  | Dakota     | Female  | 5         | 3         | 2       | 0       |
|   |            | Male    | 10        | 6         | 4       | 0       |
|   |            | Unknown | 2         | 0         | 1       | 1       |
|   | Washington | Female  | 1         | 1         | 0       | 0       |

| Juveniles Prosecuted in Adult Criminal Court by Sentence and Race/Ethnicity<br>County |            |            |           |           |         |         |
|---|------------|------------|-----------|-----------|---------|---------|
| District  | County     | Cohort     | All Cases | Probation | Jail    | Prison  |
|   |            |            | # Cases   | # Cases   | # Cases | # Cases |
| D6  | Dakota     | Am. Indian | 5         | 3         | 2       | 0       |
|   |            | Hispanic   | 3         | 2         | 1       | 0       |
|   |            | White      | 6         | 3         | 3       | 0       |
|   |            | Unknown    | 3         | 1         | 1       | 1       |
|   | Washington | White      | 1         | 1         | 0       | 0       |

## Part (c) Motions to Transfer Courts and Transfers

*Nebraska Revised Statute 24-1007 (c) The number of motions to transfer and the number of cases transferred to adult court from juvenile court and from adult criminal court to juvenile court.*

The data for Motions to Transfer Cases and Cases Transferred consists of county court and district court adult criminal cases and county court and separate juvenile court juvenile cases within the same county. Motions to transfer cases and cases transferred that were entered in 2015 were included in the file. Cases may have been filed previously and transferred in 2015. There can be multiple motions to transfer a case and all are reported; transfers occur once per case.

| Motions to Transfer Courts and Transfers |                |            |                               |      |             |    |                               |      |             |     |
|--|----------------|------------|-------------------------------|------|-------------|----|-------------------------------|------|-------------|-----|
| District                                 |                |            |                               |      |             |    |                               |      |             |     |
| District                                 | Demographic    | Cohort     | Juvenile Court to Adult Court |      |             |    | Adult Court to Juvenile Court |      |             |     |
|  |                |            | Motion to Transfer            |      | Transferred |    | Motion to Transfer            |      | Transferred |     |
|  |                |            | #                             | %    | #           | %  | #                             | %    | #           | %   |
| D6                                       | Age Group      | 11-13      | 0                             | 0%   | 0           | 0% | 0                             | 0%   | 1           | 7%  |
|  |                | 14-15      | 0                             | 0%   | 0           | 0% | 3                             | 43%  | 0           | 0%  |
|  |                | 16         | 0                             | 0%   | 0           | 0% | 0                             | 0%   | 1           | 7%  |
|  |                | 17         | 1                             | 100% | 0           | 0% | 4                             | 57%  | 12          | 86% |
|  | Gender         | Female     | 1                             | 100% | 0           | 0% | 0                             | 0%   | 8           | 62% |
|  |                | Male       | 0                             | 0%   | 0           | 0% | 5                             | 100% | 5           | 38% |
|  |                | Unknown    | 0                             |      | 0           |    | 2                             |      | 1           |     |
|  | Race/Ethnicity | Am. Indian | 0                             | 0%   | 0           | 0% | 1                             | 25%  | 2           | 20% |
|  |                | Hispanic   | 0                             | 0%   | 0           | 0% | 2                             | 50%  | 1           | 10% |
|  |                | White      | 1                             | 100% | 0           | 0% | 1                             | 25%  | 7           | 70% |
|  |                | Unknown    | 0                             |      | 0           |    | 3                             |      | 4           |     |
|  | District Total |            |                               | 1    | 100%        | 0  | 100%                          | 7    | 100%        | 14  |

## District 6

| Motions to Transfer Courts and Transfers by Age Group<br>County |            |        |                               |             |                               |             |
|---|------------|--------|-------------------------------|-------------|-------------------------------|-------------|
| District  | County     | Cohort | Juvenile Court to Adult Court |             | Adult Court to Juvenile Court |             |
|   |            |        | Motion to Transfer            | Transferred | Motion to Transfer            | Transferred |
| D6  | Cedar      | 17     | 0                             | 0           | 0                             | 2           |
|   | Dakota     | 16     | 0                             | 0           | 0                             | 1           |
|   |            | 17     | 0                             | 0           | 2                             | 3           |
|   | Dodge      | 11-13  | 0                             | 0           | 0                             | 1           |
|   |            | 17     | 1                             | 0           | 0                             | 2           |
|   | Washington | 14-15  | 0                             | 0           | 3                             | 0           |
| 17  |            | 0      | 0                             | 2           | 5                             |             |

| Motions to Transfer Courts and Transfers by Gender<br>County |            |         |                               |             |                               |             |
|--|------------|---------|-------------------------------|-------------|-------------------------------|-------------|
| District   | County     | Cohort  | Juvenile Court to Adult Court |             | Adult Court to Juvenile Court |             |
|  |            |         | Motion to Transfer            | Transferred | Motion to Transfer            | Transferred |
| D6   | Cedar      | Female  | 0                             | 0           | 0                             | 2           |
|  | Dakota     | Female  | 0                             | 0           | 0                             | 2           |
|  |            | Unknown | 0                             | 0           | 1                             | 1           |
|  |            | Male    | 0                             | 0           | 1                             | 1           |
|  | Dodge      | Female  | 1                             | 0           | 0                             | 3           |
|  | Washington | Unknown | 0                             | 0           | 1                             | 0           |
|  |            | Male    | 0                             | 0           | 4                             | 4           |
| Female   |            | 0       | 0                             | 0           | 1                             |             |

| Motions to Transfer Courts and Transfers by Race/Ethnicity<br>County |            |            |                               |             |                               |             |
|--|------------|------------|-------------------------------|-------------|-------------------------------|-------------|
| District   | County     | Cohort     | Juvenile Court to Adult Court |             | Adult Court to Juvenile Court |             |
|  |            |            | Motion to Transfer            | Transferred | Motion to Transfer            | Transferred |
| D6   | Cedar      | White      | 0                             | 0           | 0                             | 1           |
|  |            | Unknown    | 0                             | 0           | 0                             | 1           |
|  | Dakota     | Am. Indian | 0                             | 0           | 0                             | 1           |
|  |            | Hispanic   | 0                             | 0           | 1                             | 1           |
|  |            | White      | 0                             | 0           | 0                             | 1           |
|  | Dodge      | Unknown    | 0                             | 0           | 1                             | 1           |
|  |            | White      | 1                             | 0           | 0                             | 3           |
|  | Washington | Am. Indian | 0                             | 0           | 1                             | 1           |
|  |            | Hispanic   | 0                             | 0           | 1                             | 0           |
|  |            | White      | 0                             | 0           | 1                             | 2           |
|  |            | Unknown    | 0                             | 0           | 2                             | 2           |

## District 6

### Part (d) Probation - Cases

*Nebraska Revised Statute 24-1007 (d) Juveniles placed on juvenile probation, the number of juveniles on probation in out-of-home care, the number of juveniles completing probation, the number of motions to revoke probation and probation revocations, and the average length of time on probation.*

Juvenile Probation Activity - Cases tables consist of juvenile probation cases in county court and separate juvenile court that had the following activities during the year: placed on probation, out-of-home placement, motions to revoke, probation revoked, or satisfactory release. Probation cases may have multiple motions to revoke probation and multiple probation revocations. Cases may have been ordered to probation in previous years. All probation types are included.

| Juvenile Probation Activity - Cases<br>District |                    |             |                        |                |                          |                |                      |                |                      |                |                         |                |      |
|---|--------------------|-------------|------------------------|----------------|--------------------------|----------------|----------------------|----------------|----------------------|----------------|-------------------------|----------------|------|
| Dis-<br>trict                                   | Demo-<br>graphic   | Cohort      | Placed on<br>Probation |                | Out-of-home<br>Placement |                | Motions to<br>Revoke |                | Probation<br>Revoked |                | Satisfactory<br>Release |                |      |
|   |                    |             | # of<br>Cases          | % of<br>Total* | # of<br>Cases            | % of<br>Total* | # of<br>Cases        | % of<br>Total* | # of<br>Cases        | % of<br>Total* | # of<br>Cases           | % of<br>Total* |      |
| D6  | Age<br>Group       | 10 & under  | 5                      | 1%             | 1                        | 1%             | 1                    | 0%             | 0                    | 0%             | 1                       | 1%             |      |
|   |                    | 11-13       | 40                     | 12%            | 14                       | 18%            | 19                   | 8%             | 2                    | 6%             | 10                      | 6%             |      |
|   |                    | 14-15       | 128                    | 37%            | 27                       | 34%            | 97                   | 42%            | 15                   | 45%            | 80                      | 50%            |      |
|   |                    | 16          | 100                    | 29%            | 28                       | 35%            | 77                   | 33%            | 3                    | 9%             | 45                      | 28%            |      |
|   |                    | 17          | 74                     | 21%            | 10                       | 13%            | 37                   | 16%            | 13                   | 39%            | 25                      | 16%            |      |
|   | Gender             | Female      | 92                     | 27%            | 19                       | 24%            | 51                   | 22%            | 3                    | 9%             | 52                      | 33%            |      |
|   |                    | Male        | 243                    | 73%            | 60                       | 76%            | 176                  | 78%            | 30                   | 91%            | 106                     | 67%            |      |
|   |                    | Unknown     | 12                     |                | 1                        |                | 4                    |                | 0                    |                | 3                       |                |      |
|   | Race/<br>Ethnicity | Am. Indian  | 19                     | 8%             | 4                        | 8%             | 3                    | 2%             | 0                    | 0%             | 5                       | 5%             |      |
|   |                    | Asian/P. I. | 4                      | 2%             | 0                        | 0%             | 0                    | 0%             | 0                    | 0%             | 3                       | 3%             |      |
|   |                    | Black       | 6                      | 2%             | 0                        | 0%             | 1                    | 1%             | 0                    | 0%             | 3                       | 3%             |      |
|   |                    | Hispanic    | 51                     | 20%            | 9                        | 19%            | 41                   | 33%            | 9                    | 53%            | 27                      | 25%            |      |
|   |                    | White       | 168                    | 67%            | 35                       | 73%            | 81                   | 64%            | 8                    | 47%            | 69                      | 64%            |      |
|   |                    | Other       | 1                      | 0%             | 0                        | 0%             | 0                    | 0%             | 0                    | 0%             | 1                       | 1%             |      |
|   |                    | Unknown     | 98                     |                | 32                       |                | 105                  |                | 16                   |                | 53                      |                |      |
|   | District Total     |             |                        | 347            | 100%                     | 80             | 100%                 | 231            | 100%                 | 33             | 100%                    | 161            | 100% |

\*Percent of total cases is calculated using the valid percent (cases with unknown gender or unknown race/ethnicity are not included).

## District 6

| Juvenile Probation Activity - Cases<br>by Age Group<br>County |            |            |                     |                       |                   |                   |                      |
|---|------------|------------|---------------------|-----------------------|-------------------|-------------------|----------------------|
| District  | County     | Age Group  | Placed on Probation | Out-of-home Placement | Motions to Revoke | Probation Revoked | Satisfactory Release |
| D6  | Burt       | 11-13      | 2                   | 0                     | 0                 | 0                 | 0                    |
|   |            | 14-15      | 1                   | 0                     | 0                 | 0                 | 0                    |
|   |            | 16         | 2                   | 0                     | 2                 | 0                 | 0                    |
|   | Cedar      | 11-13      | 3                   | 0                     | 0                 | 0                 | 4                    |
|   |            | 14-15      | 1                   | 0                     | 0                 | 0                 | 3                    |
|   |            | 16         | 3                   | 2                     | 0                 | 0                 | 3                    |
|   |            | 17         | 5                   | 2                     | 2                 | 0                 | 3                    |
|   | Dakota     | 11-13      | 6                   | 0                     | 5                 | 0                 | 2                    |
|   |            | 14-15      | 46                  | 7                     | 30                | 0                 | 28                   |
|   |            | 16         | 19                  | 3                     | 4                 | 0                 | 8                    |
|   |            | 17         | 5                   | 1                     | 2                 | 0                 | 1                    |
|   | Dixon      | 10 & under | 1                   | 0                     | 0                 | 0                 | 0                    |
|   |            | 14-15      | 2                   | 0                     | 0                 | 0                 | 0                    |
|   |            | 16         | 3                   | 1                     | 1                 | 0                 | 2                    |
|   |            | 17         | 3                   | 0                     | 1                 | 0                 | 1                    |
|   | Dodge      | 10 & under | 3                   | 1                     | 1                 | 0                 | 1                    |
|   |            | 11-13      | 25                  | 12                    | 13                | 2                 | 4                    |
|   |            | 14-15      | 66                  | 19                    | 67                | 15                | 44                   |
|   |            | 16         | 61                  | 20                    | 66                | 3                 | 29                   |
|   |            | 17         | 51                  | 6                     | 30                | 13                | 12                   |
|   | Thurston   | 10 & under | 1                   | 0                     | 0                 | 0                 | 0                    |
|   |            | 14-15      | 2                   | 1                     | 0                 | 0                 | 2                    |
|   |            | 17         | 0                   | 0                     | 0                 | 0                 | 1                    |
|   | Washington | 11-13      | 4                   | 2                     | 1                 | 0                 | 0                    |
|   |            | 14-15      | 10                  | 0                     | 0                 | 0                 | 3                    |
|   |            | 16         | 12                  | 2                     | 4                 | 0                 | 3                    |
|   |            | 17         | 10                  | 1                     | 2                 | 0                 | 7                    |

## District 6

| Juvenile Probation Activity - Cases<br>by Gender<br>County |            |         |                     |                       |                   |                   |                      |
|--|------------|---------|---------------------|-----------------------|-------------------|-------------------|----------------------|
| District   | County     | Gender  | Placed on Probation | Out-of-home Placement | Motions to Revoke | Probation Revoked | Satisfactory Release |
| D6   | Burt       | Female  | 1                   | 0                     | 1                 | 0                 | 0                    |
|  |            | Male    | 4                   | 0                     | 1                 | 0                 | 0                    |
|  | Cedar      | Female  | 8                   | 4                     | 0                 | 0                 | 3                    |
|  |            | Male    | 4                   | 0                     | 2                 | 0                 | 10                   |
|  | Dakota     | Female  | 23                  | 6                     | 12                | 0                 | 15                   |
|  |            | Male    | 49                  | 4                     | 26                | 0                 | 22                   |
|  |            | Unknown | 4                   | 1                     | 3                 | 0                 | 2                    |
|  | Dixon      | Female  | 1                   | 1                     | 1                 | 0                 | 0                    |
|  |            | Male    | 8                   | 0                     | 1                 | 0                 | 3                    |
|  | Dodge      | Female  | 52                  | 7                     | 36                | 3                 | 29                   |
|  |            | Male    | 151                 | 51                    | 141               | 30                | 60                   |
|  |            | Unknown | 3                   | 0                     | 0                 | 0                 | 1                    |
|  | Thurston   | Male    | 3                   | 1                     | 0                 | 0                 | 3                    |
|  | Washington | Female  | 7                   | 1                     | 1                 | 0                 | 5                    |
|  |            | Male    | 24                  | 4                     | 5                 | 0                 | 8                    |
| Unknown  |            | 5       | 0                   | 1                     | 0                 | 0                 |                      |



## District 6

| Juvenile Probation Activity - Cases<br>by Race/Ethnicity<br>County |            |             |                     |                       |                   |                   |                      |
|--|------------|-------------|---------------------|-----------------------|-------------------|-------------------|----------------------|
| District   | County     | Gender      | Placed on Probation | Out-of-home Placement | Motions to Revoke | Probation Revoked | Satisfactory Release |
| D6   | Burt       | Am. Indian  | 1                   | 0                     | 0                 | 0                 | 0                    |
|  |            | Black       | 1                   | 0                     | 0                 | 0                 | 0                    |
|  |            | White       | 3                   | 0                     | 2                 | 0                 | 0                    |
|  | Cedar      | White       | 11                  | 4                     | 2                 | 0                 | 13                   |
|  |            | Unknown     | 1                   | 0                     | 0                 | 0                 | 0                    |
|  | Dakota     | Am. Indian  | 15                  | 3                     | 3                 | 0                 | 5                    |
|  |            | Asian/P. I. | 4                   | 0                     | 0                 | 0                 | 3                    |
|  |            | Black       | 3                   | 0                     | 1                 | 0                 | 1                    |
|  |            | Hispanic    | 32                  | 5                     | 23                | 0                 | 21                   |
|  |            | White       | 18                  | 2                     | 9                 | 0                 | 7                    |
|  |            | Unknown     | 4                   | 1                     | 5                 | 0                 | 2                    |
|  | Dixon      | Hispanic    | 1                   | 0                     | 0                 | 0                 | 0                    |
|  |            | White       | 8                   | 1                     | 2                 | 0                 | 3                    |
|  | Dodge      | Black       | 2                   | 0                     | 0                 | 0                 | 1                    |
|  |            | Hispanic    | 17                  | 4                     | 18                | 9                 | 5                    |
|  |            | White       | 103                 | 24                    | 61                | 8                 | 33                   |
|  |            | Unknown     | 84                  | 30                    | 98                | 16                | 51                   |
|  | Thurston   | Am. Indian  | 3                   | 1                     | 0                 | 0                 | 0                    |
|  |            | Black       | 0                   | 0                     | 0                 | 0                 | 1                    |
|  |            | White       | 0                   | 0                     | 0                 | 0                 | 2                    |
|  | Washington | Hispanic    | 1                   | 0                     | 0                 | 0                 | 1                    |
|  |            | White       | 25                  | 4                     | 5                 | 0                 | 11                   |
|  |            | Other       | 1                   | 0                     | 0                 | 0                 | 1                    |
|  |            | Unknown     | 9                   | 1                     | 2                 | 0                 | 0                    |

## District 6

### Part (d) Probation - Youth

*Nebraska Revised Statute 24-1007 (d) Juveniles placed on juvenile probation, the number of juveniles on probation in out-of-home care, the number of juveniles completing probation, the number of motions to revoke probation and probation revocations, and the average length of time on probation.*

The Juvenile Probation Activity - Youth data is provided from the Office of Probation's case management system, Nebraska Probation Application for Community Safety (NPACS). The table reports the number and percent of youth with various activity during the year. Youth are counted once in each category, regardless of the number of out-of-home placements, motions to revoke, or cases they may have in the court system. Age groups report age at the time of arrest, with the exception of the average length of probation, which reports age at the time of exit from probation.

| Juvenile Probation Activity - Youth<br>District |                 |                 |                     |            |                       |            |                   |            |                   |            |                      |            |                              |        |    |
|---|-----------------|-----------------|---------------------|------------|-----------------------|------------|-------------------|------------|-------------------|------------|----------------------|------------|------------------------------|--------|----|
| District  | Demo-graphic    | Cohort          | Placed on Probation |            | Out-of-home Placement |            | Motions to Revoke |            | Probation Revoked |            | Satisfactory Release |            | Average Length of Probation* |        |    |
|   |                 |                 | # of Youth          | % of Total | # of Youth            | % of Total | # of Youth        | % of Total | # of Youth        | % of Total | # of Youth           | % of Total | # of Youth                   | Months |    |
| D6  | Age Group       | 10 & Under      | 3                   | 1%         | 2                     | 2%         | 1                 | 1%         | 0                 | 0%         | 0                    | 0%         | 0                            | 0      |    |
|   |                 | 11-13           | 25                  | 12%        | 28                    | 30%        | 15                | 14%        | 1                 | 3%         | 9                    | 7%         | 3                            | 11     |    |
|   |                 | 14-15           | 75                  | 36%        | 39                    | 42%        | 41                | 37%        | 8                 | 28%        | 63                   | 48%        | 35                           | 7      |    |
|   |                 | 16              | 56                  | 27%        | 19                    | 20%        | 31                | 28%        | 9                 | 31%        | 35                   | 27%        | 31                           | 10     |    |
|   |                 | 17              | 50                  | 24%        | 5                     | 5%         | 23                | 21%        | 11                | 38%        | 23                   | 18%        | 52                           | 10     |    |
|   |                 | 18              | 0                   | 0%         | 0                     | 0%         | 0                 | 0%         | 0                 | 0%         | 0                    | 0%         | 57                           | 14     |    |
|   | Gender          | Female          | 65                  | 31%        | 32                    | 34%        | 32                | 29%        | 6                 | 21%        | 48                   | 37%        | 61                           | 9      |    |
|   |                 | Male            | 144                 | 69%        | 61                    | 66%        | 79                | 71%        | 23                | 79%        | 82                   | 63%        | 117                          | 12     |    |
|   | Race            | Am. Indian      | 17                  | 8%         | 10                    | 11%        | 5                 | 5%         | 2                 | 7%         | 5                    | 4%         | 12                           | 18     |    |
|   |                 | Asian/P. I.     | 1                   | 0%         | 2                     | 2%         | 0                 | 0%         | 0                 | 0%         | 2                    | 2%         | 2                            | 5      |    |
|   |                 | Black           | 8                   | 4%         | 2                     | 2%         | 2                 | 2%         | 2                 | 7%         | 5                    | 4%         | 8                            | 9      |    |
|   |                 | White           | 130                 | 62%        | 57                    | 61%        | 70                | 63%        | 18                | 62%        | 90                   | 69%        | 115                          | 10     |    |
|   |                 | Other           | 53                  | 25%        | 22                    | 24%        | 34                | 31%        | 7                 | 24%        | 28                   | 22%        | 41                           | 12     |    |
|   | Ethnicity       | Hispanic Origin | 56                  | 27%        | 25                    | 27%        | 33                | 30%        | 7                 | 24%        | 32                   | 25%        | 45                           | 12     |    |
|   |                 | Non-Hispanic    | 153                 | 73%        | 68                    | 73%        | 78                | 70%        | 22                | 76%        | 98                   | 75%        | 133                          | 11     |    |
|   | District Totals |                 |                     | 209        | 100%                  | 93         | 100%              | 111        | 100%              | 29         | 100%                 | 130        | 100%                         | 178    | 11 |

\*Probation is terminated at 19 years of age. The age group for 18 year olds average length of probation includes 18 and 19 year olds.

## District 6

Youth Level of Service/Case Management Inventory (YLS/CMI) is an assessment tool used to determine the level of risk and appropriate placement for youth on probation. The following table shows the classification results of youth upon entry and exit from probation.

| Classification based on Youth Level of Service/<br>Case Management Inventory Level |   |                        |      |                      |      |
|--|---|------------------------|------|----------------------|------|
| District   | Risk Category                                     | Initial Classification |      | Final Classification |      |
|  |   | #                      | %    | #                    | %    |
| D6   | Juvenile Community-Based Intervention (high risk) | 57                     | 27%  | 44                   | 25%  |
|  | Juvenile Community-Based Resource (low risk)      | 140                    | 67%  | 118                  | 66%  |
|  | Other*  | 12                     | 6%   | 16                   | 9%   |
| Total Youth  |   | 209                    | 100% | 178                  | 100% |

\*No YLS/CMI assessment completed prior to termination of probation due to a brief probation term or successful completion of pre-adjudicated services.

As a part of the Interstate Compact on the Placement of Children (ICPC), Nebraska monitors youth from out of state. These are notated in county tables as “out of state.”

| Juvenile Probation Activity - Youth by Age Group<br>County |        |        |                     |                       |                   |                   |                      |                              |        |   |
|--|--------|--------|---------------------|-----------------------|-------------------|-------------------|----------------------|------------------------------|--------|---|
| District   | County | Cohort | Placed on Probation | Out-of-home Placement | Motions to Revoke | Probation Revoked | Satisfactory Release | Average Length of Probation* |        |   |
|  |        |        | # of Youth          | # of Youth            | # of Youth        | # of Youth        | # of Youth           | # of Youth                   | Months |   |
| D6   | Burt   | 11-13  | 1                   | 0                     | 0                 | 0                 | 0                    | 0                            | 0      |   |
|  |        | 14-15  | 2                   | 0                     | 1                 | 0                 | 1                    | 0                            | 0      |   |
|  |        | 16     | 1                   | 2                     | 2                 | 0                 | 0                    | 1                            | 7      |   |
|  | Cedar  | 11-13  | 3                   | 0                     | 0                 | 0                 | 4                    | 0                            | 0      |   |
|  |        | 14-15  | 1                   | 0                     | 0                 | 0                 | 3                    | 6                            | 8      |   |
|  |        | 16     | 1                   | 1                     | 0                 | 0                 | 2                    | 1                            | 8      |   |
|  | Dakota | 17     | 4                   | 0                     | 1                 | 1                 | 0                    | 3                            | 0      | 0 |
|  |        | 18     | 0                   | 0                     | 0                 | 0                 | 0                    | 7                            | 16     |   |
|  |        | 11-13  | 5                   | 8                     | 3                 | 0                 | 2                    | 0                            | 0      |   |
|  | Dakota | 14-15  | 29                  | 17                    | 16                | 3                 | 27                   | 15                           | 7      |   |
|  |        | 16     | 15                  | 3                     | 2                 | 1                 | 5                    | 15                           | 12     |   |
|  |        | 17     | 4                   | 1                     | 1                 | 1                 | 1                    | 13                           | 14     |   |
| 18   |        | 0      | 0                   | 0                     | 0                 | 0                 | 11                   | 21                           |        |   |

## District 6

| Juvenile Probation Activity - Youth by Age Group |              |            |                     |                       |                   |                   |                      |                              |        |
|--|--------------|------------|---------------------|-----------------------|-------------------|-------------------|----------------------|------------------------------|--------|
| County   |              |            |                     |                       |                   |                   |                      |                              |        |
| District   | County       | Cohort     | Placed on Probation | Out-of-home Placement | Motions to Revoke | Probation Revoked | Satisfactory Release | Average Length of Probation* |        |
|  |              |            | # of Youth          | # of Youth            | # of Youth        | # of Youth        | # of Youth           | # of Youth                   | Months |
| D6 Continued                                     | Dixon        | 10 & Under | 1                   | 0                     | 0                 | 0                 | 0                    | 0                            | 0      |
|  |              | 14-15      | 2                   | 1                     | 0                 | 0                 | 0                    | 0                            | 0      |
|  |              | 16         | 3                   | 2                     | 1                 | 0                 | 1                    | 0                            | 0      |
|  |              | 17         | 1                   | 0                     | 1                 | 0                 | 1                    | 0                            | 0      |
|  |              | 18         | 0                   | 0                     | 0                 | 0                 | 0                    | 2                            | 15     |
|  | Dodge        | 10 & under | 1                   | 2                     | 1                 | 0                 | 0                    | 0                            | 0      |
|  |              | 11-13      | 12                  | 18                    | 11                | 1                 | 2                    | 3                            | 11     |
|  |              | 14-15      | 30                  | 19                    | 23                | 5                 | 26                   | 10                           | 8      |
|  |              | 16         | 28                  | 7                     | 20                | 7                 | 20                   | 11                           | 10     |
|  |              | 17         | 32                  | 3                     | 19                | 10                | 11                   | 33                           | 9      |
|  |              | 18         | 0                   | 0                     | 0                 | 0                 | 0                    | 28                           | 11     |
|  | Out of State | 14-15      | 1                   | 0                     | 0                 | 0                 | 1                    | 0                            | 0      |
|  |              | 16         | 1                   | 0                     | 0                 | 0                 | 3                    | 2                            | 7      |
|  |              | 17         | 0                   | 0                     | 0                 | 0                 | 1                    | 0                            | 0      |
|  |              | 18         | 0                   | 0                     | 0                 | 0                 | 0                    | 2                            | 26     |
|  | Thurston     | 10 & Under | 1                   | 0                     | 0                 | 0                 | 0                    | 0                            | 0      |
|  |              | 14-15      | 2                   | 0                     | 0                 | 0                 | 2                    | 1                            | 12     |
|  |              | 16         | 0                   | 1                     | 0                 | 0                 | 0                    | 0                            | 0      |
|  |              | 17         | 0                   | 1                     | 0                 | 0                 | 1                    | 2                            | 6      |
|  | Washington   | 11-13      | 4                   | 2                     | 1                 | 0                 | 1                    | 0                            | 0      |
|  |              | 14-15      | 8                   | 2                     | 1                 | 0                 | 3                    | 3                            | 6      |
|  | 16           | 7          | 3                   | 6                     | 1                 | 4                 | 1                    | 6                            |        |
|  | 17           | 9          | 0                   | 1                     | 0                 | 5                 | 4                    | 10                           |        |
|  | 18           | 0          | 0                   | 0                     | 0                 | 0                 | 7                    | 10                           |        |

## District 6

### Juvenile Probation Activity - Youth by Gender County

| District | County       | Cohort | Placed on Probation | Out-of-home Placement | Motions to Revoke | Probation Revoked | Satisfactory Release | Average Length of Probation* |        |
|----------|--------------|--------|---------------------|-----------------------|-------------------|-------------------|----------------------|------------------------------|--------|
|          |              |        | # of Youth          | # of Youth            | # of Youth        | # of Youth        | # of Youth           | # of Youth                   | Months |
| D6       | Burt         | Female | 0                   | 1                     | 1                 | 0                 | 0                    | 0                            | 0      |
|          |              | Male   | 4                   | 1                     | 2                 | 0                 | 1                    | 1                            | 7      |
|          | Cedar        | Female | 5                   | 1                     | 0                 | 0                 | 3                    | 4                            | 11     |
|          |              | Male   | 4                   | 0                     | 1                 | 0                 | 9                    | 10                           | 12     |
|          | Dakota       | Female | 17                  | 10                    | 8                 | 0                 | 16                   | 22                           | 10     |
|          |              | Male   | 36                  | 19                    | 14                | 5                 | 19                   | 32                           | 14     |
|          | Dixon        | Female | 1                   | 1                     | 1                 | 0                 | 0                    | 0                            | 0      |
|          |              | Male   | 6                   | 2                     | 1                 | 0                 | 2                    | 2                            | 15     |
|          | Dodge        | Female | 35                  | 15                    | 21                | 6                 | 24                   | 30                           | 8      |
|          |              | Male   | 68                  | 34                    | 53                | 17                | 35                   | 55                           | 10     |
|          | Out of State | Male   | 2                   | 0                     | 0                 | 0                 | 5                    | 4                            | 16     |
|          | Thurston     | Female | 0                   | 1                     | 0                 | 0                 | 0                    | 0                            | 0      |
|          |              | Male   | 3                   | 1                     | 0                 | 0                 | 3                    | 3                            | 8      |
|          | Washington   | Female | 7                   | 3                     | 1                 | 0                 | 5                    | 5                            | 8      |
|          |              | Male   | 21                  | 4                     | 8                 | 1                 | 8                    | 10                           | 9      |

## District 6

### Juvenile Probation Activity - Youth by Race County

| District   | County       | Cohort      | Placed on Probation | Out-of-home Placement | Motions to Revoke | Probation Revoked | Satisfactory Release | Average Length of Probation* |        |
|------------|--------------|-------------|---------------------|-----------------------|-------------------|-------------------|----------------------|------------------------------|--------|
|            |              |             | # of Youth          | # of Youth            | # of Youth        | # of Youth        | # of Youth           | # of Youth                   | Months |
| D6         | Burt         | Am. Indian  | 1                   | 0                     | 1                 | 0                 | 0                    | 0                            | 0      |
|            |              | White       | 3                   | 2                     | 2                 | 0                 | 1                    | 1                            | 7      |
|            | Cedar        | Am. Indian  | 1                   | 1                     | 0                 | 0                 | 0                    | 1                            | 14     |
|            |              | White       | 7                   | 0                     | 1                 | 0                 | 12                   | 13                           | 12     |
|            |              | Other       | 1                   | 0                     | 0                 | 0                 | 0                    | 0                            | 0      |
|            | Dakota       | Am. Indian  | 12                  | 9                     | 4                 | 2                 | 5                    | 11                           | 18     |
|            |              | Asian/P. I. | 1                   | 1                     | 0                 | 0                 | 2                    | 2                            | 5      |
|            |              | Black       | 2                   | 0                     | 0                 | 0                 | 1                    | 2                            | 15     |
|            |              | White       | 15                  | 9                     | 5                 | 1                 | 6                    | 12                           | 12     |
|            |              | Other       | 23                  | 10                    | 13                | 2                 | 21                   | 27                           | 12     |
|            | Dixon        | White       | 5                   | 2                     | 2                 | 0                 | 2                    | 2                            | 15     |
|            |              | Other       | 2                   | 1                     | 0                 | 0                 | 0                    | 0                            | 0      |
|            | Dodge        | Black       | 4                   | 2                     | 2                 | 2                 | 1                    | 3                            | 6      |
|            |              | White       | 72                  | 36                    | 51                | 16                | 51                   | 68                           | 9      |
|            |              | Other       | 27                  | 11                    | 21                | 5                 | 7                    | 14                           | 13     |
|            | Out of State | White       | 2                   | 0                     | 0                 | 0                 | 5                    | 4                            | 16     |
|            | Thurston     | Am. Indian  | 3                   | 0                     | 0                 | 0                 | 0                    | 0                            | 0      |
|            |              | Asian/P. I. | 0                   | 1                     | 0                 | 0                 | 0                    | 0                            | 0      |
|            |              | Black       | 0                   | 0                     | 0                 | 0                 | 1                    | 1                            | 8      |
|            |              | White       | 0                   | 1                     | 0                 | 0                 | 2                    | 2                            | 8      |
| Washington | Black        | 2           | 0                   | 0                     | 0                 | 2                 | 2                    | 7                            |        |
|            | White        | 26          | 7                   | 9                     | 1                 | 11                | 13                   | 9                            |        |

## District 6

### Juvenile Probation Activity - Youth by Ethnicity County

| District | County       | Cohort          | Placed on Probation | Out-of-home Placement | Motions to Revoke | Probation Revoked | Satisfactory Release | Average Length of Probation* |            |
|----------|--------------|-----------------|---------------------|-----------------------|-------------------|-------------------|----------------------|------------------------------|------------|
|          |              |                 | # of Youth          | # of Youth            | # of Youth        | # of Youth        | # of Youth           | # of Youth                   | # of Youth |
| D6       | Burt         | Non-Hispanic    | 4                   | 2                     | 3                 | 0                 | 1                    | 1                            | 7          |
|          | Cedar        | Non-Hispanic    | 9                   | 1                     | 1                 | 0                 | 12                   | 14                           | 12         |
|          | Dakota       | Hispanic Origin | 25                  | 12                    | 12                | 2                 | 22                   | 29                           | 11         |
|          |              | Non-Hispanic    | 28                  | 17                    | 10                | 3                 | 13                   | 25                           | 14         |
|          | Dixon        | Hispanic Origin | 1                   | 1                     | 0                 | 0                 | 0                    | 0                            | 0          |
|          |              | Non-Hispanic    | 6                   | 2                     | 2                 | 0                 | 2                    | 2                            | 15         |
|          | Dodge        | Hispanic Origin | 28                  | 12                    | 20                | 5                 | 9                    | 15                           | 12         |
|          |              | Non-Hispanic    | 75                  | 37                    | 54                | 18                | 50                   | 70                           | 9          |
|          | Out of State | Non-Hispanic    | 2                   | 0                     | 0                 | 0                 | 5                    | 4                            | 16         |
|          | Thurston     | Non-Hispanic    | 3                   | 2                     | 0                 | 0                 | 3                    | 3                            | 8          |
|          | Washington   | Hispanic Origin | 2                   | 0                     | 1                 | 0                 | 1                    | 1                            | 6          |
|          |              | Non-Hispanic    | 26                  | 7                     | 8                 | 1                 | 12                   | 14                           | 9          |

## District 6

### Part (e) Juveniles With Access to Counsel

*Nebraska Revised Statute 24-1007 (e) juveniles with and without access to counsel in juvenile and adult court, both appointed and retained.*

The Juveniles with Access to Counsel table displays the percent of juveniles represented by an attorney in criminal cases from county court and district court and juvenile cases from county court and separate juvenile court. Data includes new cases filed and cases transferred from one county to another during calendar year 2015. Cases filed in 2015 may not have reached the sentencing/adjudication stage of proceedings.

| Juveniles With Access to Counsel<br>District |                    |             |                                     |                      |                   |                   |                                     |                      |                   |                   |     |
|--|--------------------|-------------|-------------------------------------|----------------------|-------------------|-------------------|-------------------------------------|----------------------|-------------------|-------------------|-----|
| District                                     | Demo-<br>graphic   | Cohort      | Criminal Court Cases                |                      |                   |                   | Juvenile Court Cases                |                      |                   |                   |     |
|  |                    |             | Total<br>Criminal<br>Court<br>Cases | # Without<br>Counsel | # With<br>Counsel | % With<br>Counsel | Total<br>Juvenile<br>Court<br>Cases | # Without<br>Counsel | # With<br>Counsel | % With<br>Counsel |     |
| D6   | Age Group          | 10 & under  | 1                                   | 0                    | 1                 | 100%              | 3                                   | 1                    | 2                 | 67%               |     |
|  |                    | 11-13       | 2                                   | 1                    | 1                 | 50%               | 43                                  | 17                   | 26                | 60%               |     |
|  |                    | 14-15       | 14                                  | 7                    | 7                 | 50%               | 114                                 | 73                   | 41                | 36%               |     |
|  |                    | 16          | 40                                  | 37                   | 3                 | 8%                | 92                                  | 46                   | 46                | 50%               |     |
|  |                    | 17          | 104                                 | 67                   | 37                | 36%               | 106                                 | 45                   | 61                | 58%               |     |
|  | Gender             | Female      | 44                                  | 27                   | 17                | 39%               | 115                                 | 62                   | 53                | 46%               |     |
|  |                    | Male        | 105                                 | 79                   | 26                | 25%               | 235                                 | 116                  | 119               | 51%               |     |
|  |                    | Unknown     | 12                                  | 6                    | 6                 | 50%               | 8                                   | 4                    | 4                 | 50%               |     |
|  | Race/<br>Ethnicity | Am. Indian  | 13                                  | 4                    | 9                 | 69%               | 21                                  | 13                   | 8                 | 38%               |     |
|  |                    | Asian/P. I. | 0                                   | 0                    | 0                 | 0%                | 2                                   | 1                    | 1                 | 50%               |     |
|  |                    | Black       | 4                                   | 3                    | 1                 | 25%               | 8                                   | 5                    | 3                 | 38%               |     |
|  |                    | Hispanic    | 32                                  | 24                   | 8                 | 25%               | 47                                  | 27                   | 20                | 43%               |     |
|  |                    | White       | 77                                  | 60                   | 17                | 22%               | 160                                 | 89                   | 71                | 44%               |     |
|  |                    | Unknown     | 35                                  | 21                   | 14                | 40%               | 120                                 | 47                   | 73                | 61%               |     |
|  | District Total     |             |                                     | 161                  | 112               | 49                | 30%                                 | 358                  | 182               | 176               | 49% |



## District 6

### Juveniles With Access to Counsel by Age Group County

| District | County     | Cohort     | Criminal Court Cases |                   |                |                | Juvenile Court Cases |                   |                |                |
|----------|------------|------------|----------------------|-------------------|----------------|----------------|----------------------|-------------------|----------------|----------------|
|          |            |            | Total Cases          | # Without Counsel | # With Counsel | % With Counsel | Total Cases          | # Without Counsel | # With Counsel | % With Counsel |
| D6       | Burt       | 11-13      | 0                    | 0                 | 0              | 0%             | 1                    | 0                 | 1              | 100%           |
|          |            | 14-15      | 2                    | 0                 | 2              | 100%           | 0                    | 0                 | 0              | 0%             |
|          |            | 16         | 1                    | 1                 | 0              | 0%             | 2                    | 1                 | 1              | 50%            |
|          | Cedar      | 14-15      | 0                    | 0                 | 0              | 0%             | 2                    | 1                 | 1              | 50%            |
|          |            | 16         | 1                    | 1                 | 0              | 0%             | 3                    | 3                 | 0              | 0%             |
|          |            | 17         | 1                    | 0                 | 1              | 100%           | 8                    | 6                 | 2              | 25%            |
|          | Dakota     | 11-13      | 0                    | 0                 | 0              | 0%             | 9                    | 6                 | 3              | 33%            |
|          |            | 14-15      | 4                    | 3                 | 1              | 25%            | 35                   | 25                | 10             | 29%            |
|          |            | 16         | 12                   | 11                | 1              | 8%             | 22                   | 12                | 10             | 45%            |
|          |            | 17         | 59                   | 27                | 32             | 54%            | 5                    | 2                 | 3              | 60%            |
|          | Dixon      | 10 & under | 1                    | 0                 | 1              | 100%           | 0                    | 0                 | 0              | 0%             |
|          |            | 14-15      | 0                    | 0                 | 0              | 0%             | 5                    | 5                 | 0              | 0%             |
|          |            | 16         | 2                    | 2                 | 0              | 0%             | 8                    | 7                 | 1              | 13%            |
|          |            | 17         | 0                    | 0                 | 0              | 0%             | 6                    | 6                 | 0              | 0%             |
|          | Dodge      | 10 & under | 0                    | 0                 | 0              | 0%             | 2                    | 0                 | 2              | 100%           |
|          |            | 11-13      | 1                    | 0                 | 1              | 100%           | 22                   | 6                 | 16             | 73%            |
|          |            | 14-15      | 1                    | 1                 | 0              | 0%             | 56                   | 34                | 22             | 39%            |
|          |            | 16         | 11                   | 11                | 0              | 0%             | 40                   | 17                | 23             | 58%            |
|          |            | 17         | 19                   | 17                | 2              | 11%            | 66                   | 26                | 40             | 61%            |
|          | Thurston   | 10 & under | 0                    | 0                 | 0              | 0%             | 1                    | 1                 | 0              | 0%             |
|          |            | 14-15      | 0                    | 0                 | 0              | 0%             | 4                    | 2                 | 2              | 50%            |
|          |            | 16         | 0                    | 0                 | 0              | 0%             | 1                    | 0                 | 1              | 100%           |
|          |            | 17         | 3                    | 3                 | 0              | 0%             | 1                    | 0                 | 1              | 100%           |
|          | Washington | 11-13      | 1                    | 1                 | 0              | 0%             | 11                   | 5                 | 6              | 55%            |
|          |            | 14-15      | 7                    | 3                 | 4              | 57%            | 12                   | 6                 | 6              | 50%            |
|          |            | 16         | 13                   | 11                | 2              | 15%            | 16                   | 6                 | 10             | 63%            |
|          |            | 17         | 22                   | 20                | 2              | 9%             | 20                   | 5                 | 15             | 75%            |

## District 6

### Juveniles With Access to Counsel by Gender County

| District | County     | Cohort  | Criminal Court Cases |                   |                |                | Juvenile Court Cases |                   |                |                |
|----------|------------|---------|----------------------|-------------------|----------------|----------------|----------------------|-------------------|----------------|----------------|
|          |            |         | Total Cases          | # Without Counsel | # With Counsel | % With Counsel | Total Cases          | # Without Counsel | # With Counsel | % With Counsel |
| D6       | Burt       | Male    | 3                    | 1                 | 2              | 67%            | 3                    | 1                 | 2              | 67%            |
|          | Cedar      | Female  | 2                    | 1                 | 1              | 50%            | 7                    | 4                 | 3              | 43%            |
|          |            | Male    | 0                    | 0                 | 0              | 0%             | 6                    | 6                 | 0              | 0%             |
|          | Dakota     | Female  | 24                   | 9                 | 15             | 63%            | 26                   | 15                | 11             | 42%            |
|          |            | Male    | 44                   | 29                | 15             | 34%            | 41                   | 27                | 14             | 34%            |
|          |            | Unknown | 7                    | 3                 | 4              | 57%            | 4                    | 3                 | 1              | 25%            |
|          | Dixon      | Female  | 1                    | 1                 | 0              | 0%             | 3                    | 3                 | 0              | 0%             |
|          |            | Male    | 2                    | 1                 | 1              | 50%            | 15                   | 14                | 1              | 7%             |
|          |            | Unknown | 0                    | 0                 | 0              | 0%             | 1                    | 1                 | 0              | 0%             |
|          | Dodge      | Female  | 10                   | 9                 | 1              | 10%            | 61                   | 33                | 28             | 46%            |
|          |            | Male    | 20                   | 18                | 2              | 10%            | 124                  | 50                | 74             | 60%            |
|          |            | Unknown | 2                    | 2                 | 0              | 0%             | 1                    | 0                 | 1              | 100%           |
|          | Thurston   | Female  | 0                    | 0                 | 0              | 0%             | 1                    | 0                 | 1              | 100%           |
|          |            | Male    | 3                    | 3                 | 0              | 0%             | 6                    | 3                 | 3              | 50%            |
|          | Washington | Female  | 7                    | 7                 | 0              | 0%             | 17                   | 7                 | 10             | 59%            |
|          |            | Male    | 33                   | 27                | 6              | 18%            | 40                   | 15                | 25             | 63%            |
|          |            | Unknown | 3                    | 1                 | 2              | 67%            | 2                    | 0                 | 2              | 100%           |

## District 6

### Juveniles With Access to Counsel by Race/Ethnicity County

| District   | County     | Cohort      | Criminal Court Cases |                   |                |                | Juvenile Court Cases |                   |                |                |
|------------|------------|-------------|----------------------|-------------------|----------------|----------------|----------------------|-------------------|----------------|----------------|
|            |            |             | Total Cases          | # Without Counsel | # With Counsel | % With Counsel | Total Cases          | # Without Counsel | # With Counsel | % With Counsel |
| D6         | Burt       | White       | 3                    | 1                 | 2              | 67%            | 2                    | 0                 | 2              | 100%           |
|            |            | Unknown     | 0                    | 0                 | 0              | 0%             | 1                    | 1                 | 0              | 0%             |
|            | Cedar      | Black       | 0                    | 0                 | 0              | 0%             | 1                    | 1                 | 0              | 0%             |
|            |            | Hispanic    | 0                    | 0                 | 0              | 0%             | 1                    | 1                 | 0              | 0%             |
|            |            | White       | 0                    | 0                 | 0              | 0%             | 10                   | 7                 | 3              | 30%            |
|            |            | Unknown     | 2                    | 1                 | 1              | 50%            | 1                    | 1                 | 0              | 0%             |
|            | Dakota     | Am. Indian  | 13                   | 4                 | 9              | 69%            | 17                   | 11                | 6              | 35%            |
|            |            | Asian/P. I. | 0                    | 0                 | 0              | 0%             | 1                    | 1                 | 0              | 0%             |
|            |            | Black       | 2                    | 1                 | 1              | 50%            | 4                    | 2                 | 2              | 50%            |
|            |            | Hispanic    | 27                   | 20                | 7              | 26%            | 23                   | 14                | 9              | 39%            |
|            |            | White       | 19                   | 10                | 9              | 47%            | 24                   | 15                | 9              | 38%            |
|            |            | Unknown     | 14                   | 6                 | 8              | 57%            | 2                    | 2                 | 0              | 0%             |
|            | Dixon      | Hispanic    | 1                    | 1                 | 0              | 0%             | 9                    | 8                 | 1              | 11%            |
|            |            | White       | 1                    | 1                 | 0              | 0%             | 10                   | 10                | 0              | 0%             |
|            |            | Unknown     | 1                    | 0                 | 1              | 100%           | 0                    | 0                 | 0              | 0%             |
|            | Dodge      | Black       | 0                    | 0                 | 0              | 0%             | 3                    | 2                 | 1              | 33%            |
|            |            | Hispanic    | 3                    | 3                 | 0              | 0%             | 12                   | 4                 | 8              | 67%            |
|            |            | White       | 27                   | 24                | 3              | 11%            | 85                   | 43                | 42             | 49%            |
|            |            | Unknown     | 2                    | 2                 | 0              | 0%             | 86                   | 34                | 52             | 60%            |
|            | Thurston   | Am. Indian  | 0                    | 0                 | 0              | 0%             | 3                    | 2                 | 1              | 33%            |
|            |            | Asian/P. I. | 0                    | 0                 | 0              | 0%             | 1                    | 0                 | 1              | 100%           |
|            |            | Hispanic    | 0                    | 0                 | 0              | 0%             | 1                    | 0                 | 1              | 100%           |
|            |            | White       | 1                    | 1                 | 0              | 0%             | 2                    | 1                 | 1              | 50%            |
| Unknown    |            | 2           | 2                    | 0                 | 0%             | 0              | 0                    | 0                 | 0%             |                |
| Washington | Am. Indian | 0           | 0                    | 0                 | 0%             | 1              | 0                    | 1                 | 100%           |                |
|            | Black      | 2           | 2                    | 0                 | 0%             | 0              | 0                    | 0                 | 0%             |                |
|            | Hispanic   | 1           | 0                    | 1                 | 100%           | 1              | 0                    | 1                 | 100%           |                |
|            | White      | 26          | 23                   | 3                 | 12%            | 27             | 13                   | 14                | 52%            |                |
|            | Unknown    | 14          | 10                   | 4                 | 29%            | 30             | 9                    | 21                | 70%            |                |

# District 7

## Part (a) Adjudication of Juvenile Petitions

*Nebraska Revised Statute 24-1007 (a) Juveniles prosecuted in juvenile court under subdivision (1), (2), (3), or (4) of section 43-247, including the total number of filings and adjudications.*

The Juvenile Petitions and Adjudications tables report the number of new juvenile cases and corresponding percent of adjudications by case type and demographic for cases filed in 2015. The data consists of both county court and separate juvenile court cases. Cases with multiple charges, pleas or findings are counted once per case. Supplemental petitions are not included in this data set. Cases filed in November or December of 2015 may not have reached the adjudication stage of proceedings.

| Number of Juvenile Cases and Adjudication by Case Type<br>District |              |                 |         |         |                |         |         |             |         |         |         |         |         |
|--|--------------|-----------------|---------|---------|----------------|---------|---------|-------------|---------|---------|---------|---------|---------|
| District   | Demo-graphic | Traffic Offense |         |         | Status Offense |         |         | Misdemeanor |         |         | Felony  |         |         |
|  |              | # Cases         | # Admit | % Admit | # Cases        | # Admit | % Admit | # Cases     | # Admit | % Admit | # Cases | # Admit | % Admit |
| D7   | 10 & under   | 0               | 0       | 0%      | 1              | 1       | 100%    | 8           | 8       | 100%    | 2       | 1       | 50%     |
|  | 11-13        | 0               | 0       | 0%      | 2              | 0       | 0%      | 26          | 20      | 77%     | 6       | 5       | 83%     |
|  | 14-15        | 0               | 0       | 0%      | 6              | 4       | 67%     | 70          | 52      | 74%     | 7       | 6       | 86%     |
|  | 16           | 0               | 0       | 0%      | 10             | 9       | 90%     | 57          | 46      | 81%     | 5       | 5       | 100%    |
|  | 17           | 0               | 0       | 0%      | 4              | 2       | 50%     | 26          | 25      | 96%     | 1       | 0       | 0%      |
|  | Female       | 0               | 0       | 0%      | 6              | 4       | 67%     | 53          | 43      | 81%     | 3       | 2       | 67%     |
|  | Male         | 0               | 0       | 0%      | 14             | 10      | 71%     | 127         | 103     | 81%     | 18      | 15      | 83%     |
|  | Unknown      | 0               | 0       | 0%      | 3              | 2       | 67%     | 7           | 5       | 71%     | 0       | 0       | 0%      |
|  | Am. Indian   | 0               | 0       | 0%      | 1              | 0       | 0%      | 3           | 3       | 100%    | 2       | 2       | 100%    |
|  | Black        | 0               | 0       | 0%      | 1              | 1       | 100%    | 7           | 6       | 86%     | 0       | 0       | 0%      |
|  | Hispanic     | 0               | 0       | 0%      | 4              | 3       | 75%     | 24          | 24      | 100%    | 2       | 2       | 100%    |
|  | White        | 0               | 0       | 0%      | 12             | 9       | 75%     | 110         | 98      | 89%     | 10      | 9       | 90%     |
|  | Other        | 0               | 0       | 0%      | 0              | 0       | 0%      | 1           | 0       | 0%      | 0       | 0       | 0%      |
|  | Unknown      | 0               | 0       | 0%      | 5              | 3       | 60%     | 42          | 20      | 48%     | 7       | 4       | 57%     |
| District Total   |              | 0               | 0       | 0%      | 23             | 16      | 70%     | 187         | 151     | 81%     | 21      | 17      | 81%     |

## District 7

| Juvenile Cases and Adjudication by Case Type and Age Group<br>County |          |            |                 |         |         |                |         |         |             |         |         |         |         |         |
|--|----------|------------|-----------------|---------|---------|----------------|---------|---------|-------------|---------|---------|---------|---------|---------|
| District   | County   | Age Group  | Traffic Offense |         |         | Status Offense |         |         | Misdemeanor |         |         | Felony  |         |         |
|  |          |            | # Cases         | # Admit | % Admit | # Cases        | # Admit | % Admit | # Cases     | # Admit | % Admit | # Cases | # Admit | % Admit |
| D7   | Antelope | 10 & under | 0               | 0       | 0%      | 0              | 0       | 0%      | 2           | 2       | 100%    | 2       | 1       | 50%     |
|  |          | 11-13      | 0               | 0       | 0%      | 0              | 0       | 0%      | 2           | 2       | 100%    | 1       | 1       | 100%    |
|  |          | 14-15      | 0               | 0       | 0%      | 1              | 0       | 0%      | 6           | 5       | 83%     | 3       | 3       | 100%    |
|  |          | 16         | 0               | 0       | 0%      | 2              | 2       | 100%    | 7           | 5       | 71%     | 1       | 1       | 100%    |
|  |          | 17         | 0               | 0       | 0%      | 0              | 0       | 0%      | 1           | 1       | 100%    | 0       | 0       | 0%      |
|  | Cuming   | 10 & under | 0               | 0       | 0%      | 1              | 1       | 100%    | 2           | 2       | 100%    | 0       | 0       | 0%      |
|  |          | 11-13      | 0               | 0       | 0%      | 0              | 0       | 0%      | 1           | 1       | 100%    | 1       | 1       | 100%    |
|  |          | 14-15      | 0               | 0       | 0%      | 2              | 1       | 50%     | 0           | 0       | 0%      | 0       | 0       | 0%      |
|  |          | 16         | 0               | 0       | 0%      | 2              | 2       | 100%    | 1           | 0       | 0%      | 1       | 1       | 100%    |
|  |          | 17         | 0               | 0       | 0%      | 2              | 0       | 0%      | 5           | 5       | 100%    | 0       | 0       | 0%      |
|  | Knox     | 16         | 0               | 0       | 0%      | 0              | 0       | 0%      | 2           | 2       | 100%    | 0       | 0       | 0%      |
|  |          | 17         | 0               | 0       | 0%      | 0              | 0       | 0%      | 1           | 1       | 100%    | 0       | 0       | 0%      |
|  | Madison  | 10 & under | 0               | 0       | 0%      | 0              | 0       | 0%      | 1           | 1       | 100%    | 0       | 0       | 0%      |
|  |          | 11-13      | 0               | 0       | 0%      | 1              | 0       | 0%      | 13          | 11      | 85%     | 1       | 1       | 100%    |
|  |          | 14-15      | 0               | 0       | 0%      | 2              | 2       | 100%    | 42          | 30      | 71%     | 2       | 2       | 100%    |
|  |          | 16         | 0               | 0       | 0%      | 6              | 5       | 83%     | 32          | 27      | 84%     | 1       | 1       | 100%    |
|  |          | 17         | 0               | 0       | 0%      | 2              | 2       | 100%    | 12          | 11      | 92%     | 1       | 0       | 0%      |
|  | Pierce   | 11-13      | 0               | 0       | 0%      | 0              | 0       | 0%      | 3           | 3       | 100%    | 0       | 0       | 0%      |
|  |          | 14-15      | 0               | 0       | 0%      | 0              | 0       | 0%      | 5           | 5       | 100%    | 0       | 0       | 0%      |
|  |          | 16         | 0               | 0       | 0%      | 0              | 0       | 0%      | 2           | 2       | 100%    | 0       | 0       | 0%      |
|  |          | 17         | 0               | 0       | 0%      | 0              | 0       | 0%      | 2           | 2       | 100%    | 0       | 0       | 0%      |
|  | Stanton  | 10 & under | 0               | 0       | 0%      | 0              | 0       | 0%      | 1           | 1       | 100%    | 0       | 0       | 0%      |
|  |          | 11-13      | 0               | 0       | 0%      | 0              | 0       | 0%      | 3           | 2       | 67%     | 2       | 1       | 50%     |
|  |          | 14-15      | 0               | 0       | 0%      | 0              | 0       | 0%      | 7           | 5       | 71%     | 2       | 1       | 50%     |
|  |          | 16         | 0               | 0       | 0%      | 0              | 0       | 0%      | 11          | 8       | 73%     | 0       | 0       | 0%      |
|  |          | 17         | 0               | 0       | 0%      | 0              | 0       | 0%      | 4           | 4       | 100%    | 0       | 0       | 0%      |
|  | Wayne    | 10 & under | 0               | 0       | 0%      | 0              | 0       | 0%      | 2           | 2       | 100%    | 0       | 0       | 0%      |
|  |          | 11-13      | 0               | 0       | 0%      | 1              | 0       | 0%      | 4           | 1       | 25%     | 1       | 1       | 100%    |
| 14-15  |          | 0          | 0               | 0%      | 1       | 1              | 100%    | 10      | 7           | 70%     | 0       | 0       | 0%      |         |
| 16   |          | 0          | 0               | 0%      | 0       | 0              | 0%      | 2       | 2           | 100%    | 2       | 2       | 100%    |         |
| 17   |          | 0          | 0               | 0%      | 0       | 0              | 0%      | 1       | 1           | 100%    | 0       | 0       | 0%      |         |

## District 7

### Juvenile Cases and Adjudication by Case Type and Gender County

| District | County   | Gender  | Traffic Offense |         |         | Status Offense |         |         | Misdemeanor |         |         | Felony  |         |         |
|----------|----------|---------|-----------------|---------|---------|----------------|---------|---------|-------------|---------|---------|---------|---------|---------|
|          |          |         | # Cases         | # Admit | % Admit | # Cases        | # Admit | % Admit | # Cases     | # Admit | % Admit | # Cases | # Admit | % Admit |
| D7       | Antelope | Female  | 0               | 0       | 0%      | 0              | 0       | 0%      | 1           | 1       | 100%    | 1       | 0       | 0%      |
|          |          | Male    | 0               | 0       | 0%      | 3              | 2       | 67%     | 17          | 14      | 82%     | 6       | 6       | 100%    |
|          | Cumings  | Female  | 0               | 0       | 0%      | 2              | 1       | 50%     | 1           | 1       | 100%    | 0       | 0       | 0%      |
|          |          | Male    | 0               | 0       | 0%      | 4              | 3       | 75%     | 8           | 7       | 88%     | 2       | 2       | 100%    |
|          |          | Unknown | 0               | 0       | 0%      | 1              | 0       | 0%      | 0           | 0       | 0%      | 0       | 0       | 0%      |
|          | Knox     | Male    | 0               | 0       | 0%      | 0              | 0       | 0%      | 3           | 3       | 100%    | 0       | 0       | 0%      |
|          | Madison  | Female  | 0               | 0       | 0%      | 4              | 3       | 75%     | 39          | 32      | 82%     | 0       | 0       | 0%      |
|          |          | Male    | 0               | 0       | 0%      | 5              | 4       | 80%     | 56          | 44      | 79%     | 5       | 4       | 80%     |
|          |          | Unknown | 0               | 0       | 0%      | 2              | 2       | 100%    | 5           | 4       | 80%     | 0       | 0       | 0%      |
|          | Pierce   | Male    | 0               | 0       | 0%      | 0              | 0       | 0%      | 12          | 12      | 100%    | 0       | 0       | 0%      |
|          | Stanton  | Female  | 0               | 0       | 0%      | 0              | 0       | 0%      | 6           | 6       | 100%    | 0       | 0       | 0%      |
|          |          | Male    | 0               | 0       | 0%      | 0              | 0       | 0%      | 19          | 14      | 74%     | 4       | 2       | 50%     |
|          |          | Unknown | 0               | 0       | 0%      | 0              | 0       | 0%      | 1           | 0       | 0%      | 0       | 0       | 0%      |
|          | Wayne    | Female  | 0               | 0       | 0%      | 0              | 0       | 0%      | 6           | 3       | 50%     | 2       | 2       | 100%    |
|          |          | Male    | 0               | 0       | 0%      | 2              | 1       | 50%     | 12          | 9       | 75%     | 1       | 1       | 100%    |
| Unknown  |          | 0       | 0               | 0%      | 0       | 0              | 0%      | 1       | 1           | 100%    | 0       | 0       | 0%      |         |

## District 7

### Juvenile Cases and Adjudication by Case Type and Race/Ethnicity County

| District | County   | Race       | Traffic Offense |         |         | Status Offense |         |         | Misdemeanor |         |         | Felony  |         |         |
|----------|----------|------------|-----------------|---------|---------|----------------|---------|---------|-------------|---------|---------|---------|---------|---------|
|          |          |            | # Cases         | # Admit | % Admit | # Cases        | # Admit | % Admit | # Cases     | # Admit | % Admit | # Cases | # Admit | % Admit |
| D7       | Antelope | Am. Indian | 0               | 0       | 0%      | 0              | 0       | 0%      | 0           | 0       | 0%      | 2       | 2       | 100%    |
|          |          | White      | 0               | 0       | 0%      | 3              | 2       | 67%     | 17          | 15      | 88%     | 5       | 4       | 80%     |
|          |          | Unknown    | 0               | 0       | 0%      | 0              | 0       | 0%      | 1           | 0       | 0%      | 0       | 0       | 0%      |
|          | Cuming   | Hispanic   | 0               | 0       | 0%      | 2              | 1       | 50%     | 3           | 3       | 100%    | 0       | 0       | 0%      |
|          |          | White      | 0               | 0       | 0%      | 3              | 2       | 67%     | 3           | 3       | 100%    | 2       | 2       | 100%    |
|          |          | Unknown    | 0               | 0       | 0%      | 2              | 1       | 50%     | 3           | 2       | 67%     | 0       | 0       | 0%      |
|          | Knox     | White      | 0               | 0       | 0%      | 0              | 0       | 0%      | 3           | 3       | 100%    | 0       | 0       | 0%      |
|          | Madison  | Am. Indian | 0               | 0       | 0%      | 1              | 0       | 0%      | 3           | 3       | 100%    | 0       | 0       | 0%      |
|          |          | Black      | 0               | 0       | 0%      | 1              | 1       | 100%    | 7           | 6       | 86%     | 0       | 0       | 0%      |
|          |          | Hispanic   | 0               | 0       | 0%      | 2              | 2       | 100%    | 15          | 15      | 100%    | 1       | 1       | 100%    |
|          |          | White      | 0               | 0       | 0%      | 5              | 4       | 80%     | 43          | 41      | 95%     | 2       | 2       | 100%    |
|          |          | Unknown    | 0               | 0       | 0%      | 2              | 2       | 100%    | 32          | 15      | 47%     | 2       | 1       | 50%     |
|          | Pierce   | White      | 0               | 0       | 0%      | 0              | 0       | 0%      | 12          | 12      | 100%    | 0       | 0       | 0%      |
|          | Stanton  | Hispanic   | 0               | 0       | 0%      | 0              | 0       | 0%      | 3           | 3       | 100%    | 0       | 0       | 0%      |
|          |          | White      | 0               | 0       | 0%      | 0              | 0       | 0%      | 19          | 15      | 79%     | 0       | 0       | 0%      |
|          |          | Unknown    | 0               | 0       | 0%      | 0              | 0       | 0%      | 4           | 2       | 50%     | 4       | 2       | 50%     |
|          | Wayne    | Hispanic   | 0               | 0       | 0%      | 0              | 0       | 0%      | 3           | 3       | 100%    | 1       | 1       | 100%    |
|          |          | White      | 0               | 0       | 0%      | 1              | 1       | 100%    | 13          | 9       | 69%     | 1       | 1       | 100%    |
|          |          | Other      | 0               | 0       | 0%      | 0              | 0       | 0%      | 1           | 0       | 0%      | 0       | 0       | 0%      |
|          |          | Unknown    | 0               | 0       | 0%      | 1              | 0       | 0%      | 2           | 1       | 50%     | 1       | 1       | 100%    |

Part (b) Juveniles Prosecuted in Adult Criminal Court - Case Type

*Nebraska Revised Statute 24-1007 (b) Juveniles prosecuted in adult criminal court for felonies, misdemeanors, and traffic offenses. The information shall include juveniles sentenced to terms in adult jails and prisons and juveniles placed on adult probation.*

Juveniles Prosecuted in Adult Criminal Court tables consist of criminal and traffic cases in county court and criminal cases in district court that reached the point of sentencing in 2015. Cases with multiple charges are counted once per case and reported as the most severe offense. Cases for juveniles ages 13 and below must be filed and stay in juvenile court; however, judges have the authority to allow these cases in criminal court. Therefore, only juveniles ages 14 through 17 at the time of the offense appear in adult criminal court data, with rare exceptions.

| Juveniles Prosecuted in Adult Criminal Court<br>by Case Type<br>District |                |          |           |             |         |             |             |             |        |             |
|--|----------------|----------|-----------|-------------|---------|-------------|-------------|-------------|--------|-------------|
| District   | Demographic    | Cohort   | All Cases |             | Traffic |             | Misdemeanor |             | Felony |             |
|  |                |          | #         | % of Total* | #       | % of Cohort | #           | % of Cohort | #      | % of Cohort |
| D7   | Age Group      | 14-15    | 2         | 9%          | 1       | 100%        | 0           | 0%          | 1      | 10%         |
|  |                | 16       | 5         | 22%         | 0       | 0%          | 2           | 17%         | 3      | 30%         |
|  |                | 17       | 16        | 70%         | 0       | 0%          | 10          | 83%         | 6      | 60%         |
|  | Gender         | Female   | 3         | 15%         | 0       | 0%          | 1           | 9%          | 2      | 25%         |
|  |                | Male     | 17        | 85%         | 1       | 100%        | 10          | 91%         | 6      | 75%         |
|  |                | Unknown  | 3         |             | 0       |             | 1           |             | 2      |             |
|  | Race/Ethnicity | Hispanic | 2         | 22%         | 0       | 0%          | 2           | 29%         | 0      | 0%          |
|  |                | White    | 7         | 78%         | 1       | 100%        | 5           | 71%         | 1      | 100%        |
|  |                | Unknown  | 14        |             | 0       |             | 5           |             | 9      |             |
| District Total   |                |          | 23        | 100%        | 1       | 100%        | 12          | 100%        | 10     | 100%        |

\*Percent of total cases is calculated using the valid percent within the demographic (cases with unknown gender or unknown race/ethnicity are not included).



## District 7

| Juveniles Prosecuted in Adult Criminal Court by Case Type and Age Group<br>County |         |        |           |         |             |         |
|---|---------|--------|-----------|---------|-------------|---------|
| District  | County  | Cohort | All Cases | Traffic | Misdemeanor | Felony  |
|   |         |        | # Cases   | # Cases | # Cases     | # Cases |
| D7  | Cuming  | 16     | 1         | 0       | 1           | 0       |
|   |         | 17     | 1         | 0       | 0           | 1       |
|   | Madison | 14-15  | 1         | 1       | 0           | 0       |
|   |         | 16     | 4         | 0       | 1           | 3       |
|   |         | 17     | 14        | 0       | 10          | 4       |
|   | Wayne   | 14-15  | 1         | 0       | 0           | 1       |
| 17  |         | 1      | 0         | 0       | 1           |         |

| Juveniles Prosecuted in Adult Criminal Court by Case Type and Gender<br>County |         |         |           |         |             |         |
|--|---------|---------|-----------|---------|-------------|---------|
| District   | County  | Cohort  | All Cases | Traffic | Misdemeanor | Felony  |
|  |         |         | # Cases   | # Cases | # Cases     | # Cases |
| D7   | Cuming  | Female  | 1         | 0       | 1           | 0       |
|  |         | Male    | 1         | 0       | 0           | 1       |
|  | Madison | Female  | 1         | 0       | 0           | 1       |
|  |         | Male    | 15        | 1       | 10          | 4       |
|  |         | Unknown | 3         | 0       | 1           | 2       |
|  | Wayne   | Female  | 1         | 0       | 0           | 1       |
| Male   |         | 1       | 0         | 0       | 1           |         |

| Juveniles Prosecuted in Adult Criminal Court by Case Type and Race/Ethnicity<br>County |         |          |           |         |             |         |
|--|---------|----------|-----------|---------|-------------|---------|
| District   | County  | Cohort   | All Cases | Traffic | Misdemeanor | Felony  |
|  |         |          | # Cases   | # Cases | # Cases     | # Cases |
| D7   | Cuming  | Hispanic | 1         | 0       | 1           | 0       |
|  |         | Unknown  | 1         | 0       | 0           | 1       |
|  | Madison | Hispanic | 1         | 0       | 1           | 0       |
|  |         | White    | 7         | 1       | 5           | 1       |
|  |         | Unknown  | 11        | 0       | 5           | 6       |
|  | Wayne   | Unknown  | 2         | 0       | 0           | 2       |

Part (b) Juveniles Prosecuted in Adult Criminal Court - Sentence

*Nebraska Revised Statute 24-1007 (b) Juveniles prosecuted in adult criminal court for felonies, misdemeanors, and traffic offenses. The information shall include juveniles sentenced to terms in adult jails and prisons and juveniles placed on adult probation.*

Juveniles Prosecuted in Adult Criminal Court tables include criminal and traffic cases in county court and criminal cases in district court that reached the point of sentencing in 2015. If multiple sentencing types occur within a case (ex. probation/jail), all sentencing types are included.

| Juveniles Prosecuted in Adult Criminal Court<br>by Sentence<br>District |                |          |           |             |           |             |      |             |        |             |
|---|----------------|----------|-----------|-------------|-----------|-------------|------|-------------|--------|-------------|
| District  | Demographic    | Cohort   | All Cases |             | Probation |             | Jail |             | Prison |             |
|   |                |          | #         | % of Total* | #         | % of Cohort | #    | % of Cohort | #      | % of Cohort |
| D7  | Age Group      | 14-15    | 2         | 8%          | 1         | 50%         | 0    | 0%          | 1      | 50%         |
|   |                | 16       | 6         | 23%         | 2         | 33%         | 2    | 33%         | 2      | 33%         |
|   |                | 17       | 18        | 69%         | 5         | 28%         | 12   | 67%         | 1      | 6%          |
|   | Gender         | Female   | 5         | 22%         | 2         | 40%         | 3    | 60%         | 0      | 0%          |
|   |                | Male     | 18        | 78%         | 5         | 28%         | 9    | 50%         | 4      | 22%         |
|   |                | Unknown  | 3         |             | 1         | 33%         | 2    | 67%         | 0      | 0%          |
|   | Race/Ethnicity | Hispanic | 2         | 22%         | 0         | 0%          | 2    | 100%        | 0      | 0%          |
|   |                | White    | 7         | 78%         | 2         | 29%         | 4    | 57%         | 1      | 14%         |
|   |                | Unknown  | 17        |             | 6         | 35%         | 8    | 47%         | 3      | 18%         |
|   | District Total |          |           | 26          | 100%      | 8           | 31%  | 14          | 54%    | 4           |

\*Percent of total cases is calculated using the valid percent within demographic (cases with unknown gender or unknown race/ethnicity are not included).

## District 7

| Juveniles Prosecuted in Adult Criminal Court by Sentence and Age Group<br>County |         |        |           |           |         |         |
|--|---------|--------|-----------|-----------|---------|---------|
| District   | County  | Cohort | All Cases | Probation | Jail    | Prison  |
|  |         |        | # Cases   | # Cases   | # Cases | # Cases |
| 7  | Cuming  | 16     | 1         | 0         | 1       | 0       |
|  |         | 17     | 1         | 0         | 1       | 0       |
|  | Madison | 14-15  | 1         | 1         | 0       | 0       |
|  |         | 16     | 5         | 2         | 1       | 2       |
|  |         | 17     | 15        | 4         | 10      | 1       |
|  | Wayne   | 14-15  | 1         | 0         | 0       | 1       |
|  |         | 17     | 2         | 1         | 1       | 0       |

| Juveniles Prosecuted in Adult Criminal Court by Sentence and Gender<br>County |         |         |           |           |         |         |
|---|---------|---------|-----------|-----------|---------|---------|
| District  | County  | Cohort  | All Cases | Probation | Jail    | Prison  |
|   |         |         | # Cases   | # Cases   | # Cases | # Cases |
| D7  | Cuming  | Female  | 1         | 0         | 1       | 0       |
|   |         | Male    | 1         | 0         | 1       | 0       |
|   | Madison | Female  | 2         | 1         | 1       | 0       |
|   |         | Male    | 16        | 5         | 8       | 3       |
|   |         | Unknown | 3         | 1         | 2       | 0       |
|   | Wayne   | Female  | 2         | 1         | 1       | 0       |
|   |         | Male    | 1         | 0         | 0       | 1       |

| Juveniles Prosecuted in Adult Criminal Court by Sentence and Race/Ethnicity<br>County |         |          |           |           |         |         |
|---|---------|----------|-----------|-----------|---------|---------|
| District  | County  | Cohort   | All Cases | Probation | Jail    | Prison  |
|   |         |          | # Cases   | # Cases   | # Cases | # Cases |
| D7  | Cuming  | Hispanic | 1         | 0         | 1       | 0       |
|   |         | Unknown  | 1         | 0         | 1       | 0       |
|   | Madison | Hispanic | 1         | 0         | 1       | 0       |
|   |         | White    | 7         | 2         | 4       | 1       |
|   |         | Unknown  | 13        | 5         | 6       | 2       |
|   | Wayne   | Unknown  | 3         | 1         | 1       | 1       |

Part (c) Motions to Transfer Courts and Transfers

*Nebraska Revised Statute 24-1007 (c) The number of motions to transfer and the number of cases transferred to adult court from juvenile court and from adult criminal court to juvenile court.*

The data for Motions to Transfer Cases and Cases Transferred consists of county court and district court adult criminal cases and county court and separate juvenile court juvenile cases within the same county. Motions to transfer cases and cases transferred that were entered in 2015 were included in the file. Cases may have been filed previously and transferred in 2015. There can be multiple motions to transfer a case and all are reported; transfers occur once per case.

| Motions to Transfer Courts and Transfers<br>District |                |          |                               |      |             |      |                               |      |             |      |
|--|----------------|----------|-------------------------------|------|-------------|------|-------------------------------|------|-------------|------|
| District   | Demographic    | Cohort   | Juvenile Court to Adult Court |      |             |      | Adult Court to Juvenile Court |      |             |      |
|  |                |          | Motion to Transfer            |      | Transferred |      | Motion to Transfer            |      | Transferred |      |
|  |                |          | #                             | %    | #           | %    | #                             | %    | #           | %    |
| D7   | Age Group      | 11-13    | 1                             | 50%  | 0           | 0%   | 0                             | 0%   | 0           | 0%   |
|  |                | 14-15    | 1                             | 50%  | 0           | 0%   | 0                             | 0%   | 0           | 0%   |
|  |                | 16       | 0                             | 0%   | 0           | 0%   | 1                             | 20%  | 1           | 17%  |
|  |                | 17       | 0                             | 0%   | 0           | 0%   | 4                             | 80%  | 5           | 83%  |
|  | Gender         | Female   | 1                             | 50%  | 0           | 0%   | 2                             | 40%  | 2           | 33%  |
|  |                | Male     | 1                             | 50%  | 0           | 0%   | 3                             | 60%  | 4           | 67%  |
|  | Race/Ethnicity | Hispanic | 0                             | 0%   | 0           | 0%   | 2                             | 50%  | 2           | 40%  |
|  |                | White    | 1                             | 100% | 0           | 0%   | 2                             | 50%  | 3           | 60%  |
|  |                | Unknown  | 1                             |      | 0           |      | 1                             |      | 1           |      |
| District Total                                       |                |          | 2                             | 100% | 0           | 100% | 5                             | 100% | 6           | 100% |

## District 7

| Motions to Transfer Courts and Transfers by Age Group<br>County |          |        |                               |             |                               |             |
|---|----------|--------|-------------------------------|-------------|-------------------------------|-------------|
| District  | County   | Cohort | Juvenile Court to Adult Court |             | Adult Court to Juvenile Court |             |
|   |          |        | Motion to Transfer            | Transferred | Motion to Transfer            | Transferred |
| D7  | Antelope | 17     | 0                             | 0           | 1                             | 1           |
|   | Cuming   | 17     | 0                             | 0           | 2                             | 3           |
|   |          | 16     | 0                             | 0           | 1                             | 1           |
|   | Madison  | 17     | 0                             | 0           | 1                             | 1           |
|   | Wayne    | 11-13  | 1                             | 0           | 0                             | 0           |
|   |          | 14-15  | 1                             | 0           | 0                             | 0           |

| Motions to Transfer Courts and Transfers by Gender<br>County |          |        |                               |             |                               |             |
|--|----------|--------|-------------------------------|-------------|-------------------------------|-------------|
| District   | County   | Cohort | Juvenile Court to Adult Court |             | Adult Court to Juvenile Court |             |
|  |          |        | Motion to Transfer            | Transferred | Motion to Transfer            | Transferred |
| D7   | Antelope | Female | 0                             | 0           | 1                             | 1           |
|  | Cuming   | Male   | 0                             | 0           | 3                             | 4           |
|  | Madison  | Female | 0                             | 0           | 1                             | 1           |
|  | Wayne    | Female | 1                             | 0           | 0                             | 0           |
|  |          | Male   | 1                             | 0           | 0                             | 0           |

| Motions to Transfer Courts and Transfers by Race/Ethnicity<br>County |          |          |                               |             |                               |             |
|--|----------|----------|-------------------------------|-------------|-------------------------------|-------------|
| District   | County   | Cohort   | Juvenile Court to Adult Court |             | Adult Court to Juvenile Court |             |
|  |          |          | Motion to Transfer            | Transferred | Motion to Transfer            | Transferred |
| D7   | Antelope | White    | 0                             | 0           | 1                             | 1           |
|  | Cuming   | Hispanic | 0                             | 0           | 2                             | 2           |
|  |          | White    | 0                             | 0           | 1                             | 2           |
|  | Madison  | Unknown  | 0                             | 0           | 1                             | 1           |
|  | Wayne    | White    | 1                             | 0           | 0                             | 0           |
|  |          | Unknown  | 1                             | 0           | 0                             | 0           |

## District 7

### Part (d) Probation - Cases

*Nebraska Revised Statute 24-1007 (d) Juveniles placed on juvenile probation, the number of juveniles on probation in out-of-home care, the number of juveniles completing probation, the number of motions to revoke probation and probation revocations, and the average length of time on probation.*

Juvenile Probation Activity - Cases tables consist of juvenile probation cases in county court and separate juvenile court that had the following activities during the year: placed on probation, out-of-home placement, motions to revoke, probation revoked, or satisfactory release. Probation cases may have multiple motions to revoke probation and multiple probation revocations. Cases may have been ordered to probation in previous years. All probation types are included.

| Juvenile Probation Activity - Cases<br>District |                    |            |                        |                |                          |                |                      |                |                      |                |                         |                |
|---|--------------------|------------|------------------------|----------------|--------------------------|----------------|----------------------|----------------|----------------------|----------------|-------------------------|----------------|
| Dis-<br>trict                                   | Demo-<br>graphic   | Cohort     | Placed on<br>Probation |                | Out-of-home<br>Placement |                | Motions to<br>Revoke |                | Probation<br>Revoked |                | Satisfactory<br>Release |                |
|   |                    |            | # of<br>Cases          | % of<br>Total* | # of<br>Cases            | % of<br>Total* | # of<br>Cases        | % of<br>Total* | # of<br>Cases        | % of<br>Total* | # of<br>Cases           | % of<br>Total* |
| D7  | Age<br>Group       | 10 & under | 4                      | 2%             | 0                        | 0%             | 1                    | 0%             | 0                    | 0%             | 1                       | 1%             |
|   |                    | 11-13      | 36                     | 16%            | 9                        | 22%            | 17                   | 12%            | 5                    | 9%             | 26                      | 20%            |
|   |                    | 14-15      | 83                     | 36%            | 13                       | 32%            | 80                   | 54%            | 42                   | 76%            | 58                      | 46%            |
|   |                    | 16         | 75                     | 33%            | 14                       | 34%            | 42                   | 29%            | 8                    | 15%            | 26                      | 20%            |
|   |                    | 17         | 31                     | 14%            | 5                        | 12%            | 7                    | 5%             | 0                    | 0%             | 16                      | 13%            |
|   | Gender             | Female     | 67                     | 31%            | 12                       | 33%            | 43                   | 31%            | 17                   | 31%            | 33                      | 32%            |
|   |                    | Male       | 148                    | 69%            | 24                       | 67%            | 94                   | 69%            | 37                   | 69%            | 70                      | 68%            |
|   |                    | Unknown    | 14                     |                | 5                        |                | 10                   |                | 1                    |                | 24                      |                |
|   | Race/<br>Ethnicity | Am. Indian | 5                      | 3%             | 3                        | 10%            | 8                    | 6%             | 0                    | 0%             | 0                       | 0%             |
|   |                    | Black      | 11                     | 6%             | 4                        | 13%            | 6                    | 5%             | 0                    | 0%             | 3                       | 3%             |
|   |                    | Hispanic   | 45                     | 23%            | 8                        | 26%            | 26                   | 21%            | 5                    | 10%            | 17                      | 18%            |
|   |                    | White      | 138                    | 69%            | 15                       | 48%            | 84                   | 67%            | 43                   | 90%            | 71                      | 76%            |
|   |                    | Other      | 1                      | 1%             | 1                        | 3%             | 1                    | 1%             | 0                    | 0%             | 3                       | 3%             |
|   |                    | Unknown    | 29                     |                | 10                       |                | 22                   |                | 7                    |                | 33                      |                |
|   | District Total     |            |                        | 229            | 100%                     | 41             | 100%                 | 147            | 100%                 | 55             | 100%                    | 127            |

\*Percent of total cases is calculated using the valid percent (cases with unknown gender or unknown race/ethnicity are not included).

## District 7

| Juvenile Probation Activity - Cases<br>by Age Group<br>County |          |            |                     |                       |                   |                   |                      |
|---|----------|------------|---------------------|-----------------------|-------------------|-------------------|----------------------|
| District  | County   | Age Group  | Placed on Probation | Out-of-home Placement | Motions to Revoke | Probation Revoked | Satisfactory Release |
| D7  | Antelope | 10 & under | 1                   | 0                     | 0                 | 0                 | 1                    |
|   |          | 11-13      | 3                   | 0                     | 0                 | 0                 | 1                    |
|   |          | 14-15      | 4                   | 0                     | 1                 | 0                 | 4                    |
|   |          | 16         | 7                   | 0                     | 3                 | 0                 | 1                    |
|   |          | 17         | 1                   | 0                     | 0                 | 0                 | 2                    |
|   | Cuming   | 11-13      | 2                   | 0                     | 0                 | 0                 | 1                    |
|   |          | 14-15      | 5                   | 0                     | 6                 | 0                 | 1                    |
|   |          | 16         | 3                   | 0                     | 4                 | 0                 | 4                    |
|   |          | 17         | 5                   | 1                     | 0                 | 0                 | 2                    |
|   | Knox     | 14-15      | 0                   | 0                     | 2                 | 0                 | 0                    |
|   |          | 16         | 2                   | 0                     | 0                 | 0                 | 0                    |
|   |          | 17         | 1                   | 0                     | 0                 | 0                 | 0                    |
|   | Madison  | 10 & under | 2                   | 0                     | 1                 | 0                 | 0                    |
|   |          | 11-13      | 23                  | 9                     | 17                | 5                 | 18                   |
|   |          | 14-15      | 50                  | 11                    | 64                | 42                | 36                   |
|   |          | 16         | 44                  | 13                    | 28                | 6                 | 14                   |
|   |          | 17         | 17                  | 4                     | 6                 | 0                 | 9                    |
|   | Pierce   | 11-13      | 3                   | 0                     | 0                 | 0                 | 0                    |
|   |          | 14-15      | 9                   | 1                     | 0                 | 0                 | 1                    |
|   |          | 16         | 5                   | 1                     | 6                 | 2                 | 4                    |
|   |          | 17         | 2                   | 0                     | 1                 | 0                 | 0                    |
|   | Stanton  | 11-13      | 3                   | 0                     | 0                 | 0                 | 5                    |
|   |          | 14-15      | 9                   | 1                     | 6                 | 0                 | 11                   |
|   |          | 16         | 10                  | 0                     | 1                 | 0                 | 1                    |
|   |          | 17         | 5                   | 0                     | 0                 | 0                 | 3                    |
|   | Wayne    | 10 & under | 1                   | 0                     | 0                 | 0                 | 0                    |
|   |          | 11-13      | 2                   | 0                     | 0                 | 0                 | 1                    |
|   |          | 14-15      | 6                   | 0                     | 1                 | 0                 | 5                    |
| 16  |          | 4          | 0                   | 0                     | 0                 | 2                 |                      |

## District 7

| Juvenile Probation Activity - Cases<br>by Gender<br>County |          |         |                     |                       |                   |                   |                      |
|--|----------|---------|---------------------|-----------------------|-------------------|-------------------|----------------------|
| District   | County   | Gender  | Placed on Probation | Out-of-home Placement | Motions to Revoke | Probation Revoked | Satisfactory Release |
| D7   | Antelope | Female  | 2                   | 0                     | 1                 | 0                 | 2                    |
|  |          | Male    | 14                  | 0                     | 3                 | 0                 | 7                    |
|  | Cuming   | Female  | 0                   | 0                     | 0                 | 0                 | 3                    |
|  |          | Male    | 15                  | 1                     | 10                | 0                 | 5                    |
|  | Knox     | Male    | 3                   | 0                     | 2                 | 0                 | 0                    |
|  | Madison  | Female  | 50                  | 11                    | 40                | 17                | 22                   |
|  |          | Male    | 73                  | 21                    | 69                | 35                | 35                   |
|  | Madison  | Unknown | 13                  | 5                     | 7                 | 1                 | 20                   |
|  | Pierce   | Female  | 0                   | 0                     | 1                 | 0                 | 0                    |
|  |          | Male    | 19                  | 2                     | 4                 | 2                 | 4                    |
|  |          | Unknown | 0                   | 0                     | 2                 | 0                 | 1                    |
|  | Stanton  | Female  | 10                  | 1                     | 1                 | 0                 | 6                    |
|  |          | Male    | 17                  | 0                     | 5                 | 0                 | 11                   |
|  |          | Unknown | 0                   | 0                     | 1                 | 0                 | 3                    |
|  | Wayne    | Female  | 5                   | 0                     | 0                 | 0                 | 0                    |
|  |          | Male    | 7                   | 0                     | 1                 | 0                 | 8                    |
|  |          | Unknown | 1                   | 0                     | 0                 | 0                 | 0                    |



## District 7

| Juvenile Probation Activity - Cases<br>by Race/Ethnicity<br>County |          |            |                     |                       |                   |                   |                      |
|--|----------|------------|---------------------|-----------------------|-------------------|-------------------|----------------------|
| District   | County   | Gender     | Placed on Probation | Out-of-home Placement | Motions to Revoke | Probation Revoked | Satisfactory Release |
| D7   | Antelope | Black      | 0                   | 0                     | 0                 | 0                 | 1                    |
|  |          | White      | 16                  | 0                     | 4                 | 0                 | 8                    |
|  | Cuming   | Hispanic   | 8                   | 0                     | 8                 | 0                 | 4                    |
|  |          | White      | 7                   | 1                     | 2                 | 0                 | 4                    |
|  | Knox     | White      | 3                   | 0                     | 2                 | 0                 | 0                    |
|  | Madison  | Am. Indian | 5                   | 3                     | 8                 | 0                 | 0                    |
|  |          | Black      | 9                   | 4                     | 5                 | 0                 | 2                    |
|  |          | Hispanic   | 29                  | 8                     | 18                | 5                 | 9                    |
|  |          | White      | 66                  | 12                    | 66                | 41                | 39                   |
|  |          | Unknown    | 27                  | 10                    | 19                | 7                 | 27                   |
|  | Pierce   | White      | 19                  | 2                     | 5                 | 2                 | 4                    |
|  |          | Unknown    | 0                   | 0                     | 2                 | 0                 | 1                    |
|  | Stanton  | Black      | 1                   | 0                     | 1                 | 0                 | 0                    |
|  |          | Hispanic   | 4                   | 0                     | 0                 | 0                 | 4                    |
|  |          | White      | 20                  | 0                     | 4                 | 0                 | 9                    |
|  |          | Other      | 1                   | 1                     | 1                 | 0                 | 2                    |
|  |          | Unknown    | 1                   | 0                     | 1                 | 0                 | 5                    |
|  | Wayne    | Black      | 1                   | 0                     | 0                 | 0                 | 0                    |
|  |          | Hispanic   | 4                   | 0                     | 0                 | 0                 | 0                    |
|  |          | White      | 7                   | 0                     | 1                 | 0                 | 7                    |
|  |          | Other      | 0                   | 0                     | 0                 | 0                 | 1                    |
|  |          | Unknown    | 1                   | 0                     | 0                 | 0                 | 0                    |

## District 7

### Part (d) Probation - Youth

*Nebraska Revised Statute 24-1007 (d) Juveniles placed on juvenile probation, the number of juveniles on probation in out-of-home care, the number of juveniles completing probation, the number of motions to revoke probation and probation revocations, and the average length of time on probation.*

The Juvenile Probation Activity - Youth data is provided from the Office of Probation's case management system, Nebraska Probation Application for Community Safety (NPACS). The table reports the number and percent of youth with various activity during the year. Youth are counted once in each category, regardless of the number of out-of-home placements, motions to revoke, or cases they may have in the court system. Age groups report age at the time of arrest, with the exception of the average length of probation, which reports age at the time of exit from probation.

| Juvenile Probation Activity - Youth<br>District |              |                 |                     |            |                       |            |                   |            |                   |            |                      |            |                              |        |
|---|--------------|-----------------|---------------------|------------|-----------------------|------------|-------------------|------------|-------------------|------------|----------------------|------------|------------------------------|--------|
| District  | Demo-graphic | Cohort          | Placed on Probation |            | Out-of-home Placement |            | Motions to Revoke |            | Probation Revoked |            | Satisfactory Release |            | Average Length of Probation* |        |
|   |              |                 | # of Youth          | % of Total | # of Youth            | % of Total | # of Youth        | % of Total | # of Youth        | % of Total | # of Youth           | % of Total | # of Youth                   | Months |
| D7  | Age Group    | 10 & Under      | 3                   | 2%         | 3                     | 5%         | 2                 | 3%         | 0                 | 0%         | 0                    | 0%         | 0                            | 0      |
|   |              | 11-13           | 25                  | 17%        | 24                    | 38%        | 11                | 14%        | 2                 | 22%        | 24                   | 24%        | 7                            | 11     |
|   |              | 14-15           | 52                  | 36%        | 19                    | 30%        | 36                | 46%        | 3                 | 33%        | 38                   | 38%        | 29                           | 8      |
|   |              | 16              | 50                  | 34%        | 13                    | 21%        | 25                | 32%        | 3                 | 33%        | 23                   | 23%        | 28                           | 9      |
|   |              | 17              | 16                  | 11%        | 4                     | 6%         | 5                 | 6%         | 1                 | 11%        | 14                   | 14%        | 38                           | 9      |
|   |              | 18              | 0                   | 0%         | 0                     | 0%         | 0                 | 0%         | 0                 | 0%         | 0                    | 0%         | 31                           | 11     |
|   | Gender       | Female          | 51                  | 35%        | 22                    | 35%        | 29                | 37%        | 1                 | 11%        | 37                   | 37%        | 49                           | 10     |
|   |              | Male            | 95                  | 65%        | 41                    | 65%        | 50                | 63%        | 8                 | 89%        | 62                   | 63%        | 84                           | 9      |
|   | Race         | Am. Indian      | 7                   | 5%         | 4                     | 6%         | 5                 | 6%         | 0                 | 0%         | 3                    | 3%         | 6                            | 10     |
|   |              | Black           | 10                  | 7%         | 3                     | 5%         | 4                 | 5%         | 2                 | 22%        | 3                    | 3%         | 7                            | 9      |
|   |              | White           | 95                  | 65%        | 44                    | 70%        | 50                | 63%        | 3                 | 33%        | 69                   | 70%        | 88                           | 10     |
|   |              | Other           | 34                  | 23%        | 12                    | 19%        | 20                | 25%        | 4                 | 44%        | 24                   | 24%        | 32                           | 9      |
|   | Ethnicity    | Hispanic Origin | 35                  | 24%        | 13                    | 21%        | 21                | 27%        | 4                 | 44%        | 24                   | 24%        | 32                           | 9      |
|   |              | Non-Hispanic    | 111                 | 76%        | 50                    | 79%        | 58                | 73%        | 5                 | 56%        | 75                   | 76%        | 101                          | 10     |
| District Totals                                 |              |                 | 146                 | 100%       | 63                    | 100%       | 79                | 100%       | 9                 | 100%       | 99                   | 100%       | 133                          | 10     |

\*Probation is terminated at 19 years of age. The age group for 18 year olds average length of probation includes 18 and 19 year olds.

## District 7

Youth Level of Service/Case Management Inventory (YLS/CMI) is an assessment tool used to determine the level of risk and appropriate placement for youth on probation. The following table shows the classification results of youth upon entry and exit from probation.

| Classification based on Youth Level of Service/<br>Case Management Inventory Level |   |                        |      |                      |      |
|--|---|------------------------|------|----------------------|------|
| District   | Risk Category                                     | Initial Classification |      | Final Classification |      |
|  |   | #                      | %    | #                    | %    |
| D7   | Juvenile Community-Based Intervention (high risk) | 59                     | 40%  | 46                   | 40%  |
|  | Juvenile Community-Based Resource (low risk)      | 85                     | 58%  | 87                   | 58%  |
|  | Other*  | 2                      | 1%   |                      | 1%   |
| Total Youth  |   | 146                    | 100% | 133                  | 100% |

\*No YLS/CMI assessment completed prior to termination of probation due to a brief probation term or successful completion of pre-adjudicated services.

As a part of the Interstate Compact on the Placement of Children (ICPC), Nebraska monitors youth from out of state. These are notated in county tables as “out of state.”

| Juvenile Probation Activity - Youth by Age Group<br>County |          |            |                     |                       |                   |                   |                      |                              |        |   |
|--|----------|------------|---------------------|-----------------------|-------------------|-------------------|----------------------|------------------------------|--------|---|
| District   | County   | Cohort     | Placed on Probation | Out-of-home Placement | Motions to Revoke | Probation Revoked | Satisfactory Release | Average Length of Probation* |        |   |
|  |          |            | # of Youth          | # of Youth            | # of Youth        | # of Youth        | # of Youth           | # of Youth                   | Months |   |
| D7   | Antelope | 11-13      | 2                   | 0                     | 0                 | 0                 | 1                    | 0                            | 0      |   |
|  |          | 14-15      | 4                   | 0                     | 2                 | 0                 | 1                    | 0                            | 0      |   |
|  |          | 16         | 4                   | 3                     | 2                 | 0                 | 1                    | 2                            | 12     |   |
|  |          | 17         | 1                   | 0                     | 0                 | 0                 | 2                    | 0                            | 0      |   |
|  |          | 18         | 0                   | 0                     | 0                 | 0                 | 0                    | 4                            | 8      |   |
|  | Cumings  | 10 & Under | 1                   | 0                     | 0                 | 0                 | 0                    | 0                            | 0      | 0 |
|  |          | 11-13      | 0                   | 1                     | 0                 | 0                 | 1                    | 1                            | 12     |   |
|  |          | 14-15      | 3                   | 2                     | 4                 | 0                 | 1                    | 0                            | 0      |   |
|  |          | 16         | 3                   | 1                     | 4                 | 0                 | 3                    | 1                            | 9      |   |
|  |          | 17         | 3                   | 0                     | 1                 | 1                 | 2                    | 3                            | 8      |   |
|  |          | 18         | 0                   | 0                     | 0                 | 0                 | 0                    | 3                            | 14     |   |

## District 7

| Juvenile Probation Activity - Youth by Age Group |              |            |                     |                       |                   |                   |                      |                              |            |
|--|--------------|------------|---------------------|-----------------------|-------------------|-------------------|----------------------|------------------------------|------------|
| County   |              |            |                     |                       |                   |                   |                      |                              |            |
| District   | County       | Cohort     | Placed on Probation | Out-of-home Placement | Motions to Revoke | Probation Revoked | Satisfactory Release | Average Length of Probation* |            |
|  |              |            | # of Youth          | # of Youth            | # of Youth        | # of Youth        | # of Youth           | # of Youth                   | # of Youth |
|  | Knox         | 14-15      | 0                   | 1                     | 1                 | 0                 | 0                    | 0                            | 0          |
|  |              | 16         | 1                   | 1                     | 0                 | 0                 | 0                    | 0                            | 0          |
|  |              | 17         | 0                   | 0                     | 0                 | 0                 | 1                    | 0                            | 0          |
|  |              | 18         | 0                   | 0                     | 0                 | 0                 | 0                    | 1                            | 15         |
|  | Madison      | 10 & under | 2                   | 3                     | 2                 | 0                 | 0                    | 0                            | 0          |
|  |              | 11-13      | 16                  | 16                    | 9                 | 2                 | 15                   | 3                            | 8          |
|  |              | 14-15      | 31                  | 11                    | 23                | 3                 | 23                   | 23                           | 9          |
|  |              | 16         | 28                  | 8                     | 13                | 2                 | 13                   | 13                           | 9          |
|  |              | 17         | 10                  | 3                     | 3                 | 0                 | 6                    | 26                           | 10         |
|  |              | 18         | 0                   | 0                     | 0                 | 0                 | 0                    | 18                           | 12         |
|  | Out of State | 14-15      | 0                   | 0                     | 0                 | 0                 | 1                    | 0                            | 0          |
|  |              | 17         | 0                   | 0                     | 0                 | 0                 | 0                    | 1                            | 9          |
|  | Pierce       | 11-13      | 3                   | 2                     | 0                 | 0                 | 2                    | 0                            | 0          |
|  |              | 14-15      | 5                   | 2                     | 1                 | 0                 | 3                    | 5                            | 6          |
|  |              | 16         | 3                   | 0                     | 4                 | 1                 | 5                    | 2                            | 10         |
|  |              | 17         | 2                   | 1                     | 1                 | 0                 | 2                    | 6                            | 8          |
|  |              | 18         | 0                   | 0                     | 0                 | 0                 | 0                    | 2                            | 5          |
|  | Stanton      | 11-13      | 2                   | 4                     | 2                 | 0                 | 3                    | 3                            | 13         |
|  |              | 14-15      | 7                   | 3                     | 4                 | 0                 | 8                    | 0                            | 0          |
|  |              | 16         | 7                   | 0                     | 2                 | 0                 | 0                    | 9                            | 9          |
|  |              | 17         | 0                   | 0                     | 0                 | 0                 | 1                    | 1                            | 16         |
|  |              | 18         | 0                   | 0                     | 0                 | 0                 | 0                    | 2                            | 10         |
|  | Wayne        | 11-13      | 2                   | 1                     | 0                 | 0                 | 2                    | 0                            | 0          |
|  |              | 14-15      | 2                   | 0                     | 1                 | 0                 | 1                    | 1                            | 6          |
|  |              | 16         | 4                   | 0                     | 0                 | 0                 | 1                    | 1                            | 6          |
|  |              | 17         | 0                   | 0                     | 0                 | 0                 | 0                    | 1                            | 6          |
|  |              | 18         | 0                   | 0                     | 0                 | 0                 | 0                    | 1                            | 8          |

## District 7

| Juvenile Probation Activity - Youth by Gender<br>County |              |        |                     |                       |                   |                   |                      |                              |        |
|---|--------------|--------|---------------------|-----------------------|-------------------|-------------------|----------------------|------------------------------|--------|
| District  | County       | Cohort | Placed on Probation | Out-of-home Placement | Motions to Revoke | Probation Revoked | Satisfactory Release | Average Length of Probation* |        |
|   |              |        | # of Youth          | # of Youth            | # of Youth        | # of Youth        | # of Youth           | # of Youth                   | Months |
| D7  | Antelope     | Female | 3                   | 1                     | 1                 | 0                 | 2                    | 3                            | 8      |
|   |              | Male   | 8                   | 2                     | 3                 | 0                 | 3                    | 3                            | 10     |
|   | Cuming       | Female | 2                   | 1                     | 2                 | 0                 | 3                    | 3                            | 16     |
|   |              | Male   | 8                   | 3                     | 7                 | 1                 | 4                    | 5                            | 8      |
|   | Knox         | Male   | 1                   | 2                     | 1                 | 0                 | 1                    | 1                            | 15     |
|   | Madison      | Female | 38                  | 17                    | 22                | 1                 | 27                   | 36                           | 10     |
|   |              | Male   | 49                  | 24                    | 28                | 6                 | 30                   | 47                           | 10     |
|   | Out of State | Male   | 0                   | 0                     | 0                 | 0                 | 1                    | 1                            | 9      |
|   | Pierce       | Female | 0                   | 0                     | 1                 | 0                 | 1                    | 2                            | 6      |
|   |              | Male   | 13                  | 5                     | 5                 | 1                 | 11                   | 13                           | 7      |
|   | Stanton      | Female | 4                   | 2                     | 3                 | 0                 | 4                    | 5                            | 11     |
|   |              | Male   | 12                  | 5                     | 5                 | 0                 | 8                    | 10                           | 10     |
|   | Wayne        | Female | 4                   | 1                     | 0                 | 0                 | 0                    | 0                            | 0      |
|   |              | Male   | 4                   | 0                     | 1                 | 0                 | 4                    | 4                            | 7      |

## District 7

### Juvenile Probation Activity - Youth by Race County

| District | County       | Cohort     | Placed on Probation | Out-of-home Placement | Motions to Revoke | Probation Revoked | Satisfactory Release | Average Length of Probation* |        |
|----------|--------------|------------|---------------------|-----------------------|-------------------|-------------------|----------------------|------------------------------|--------|
|          |              |            | # of Youth          | # of Youth            | # of Youth        | # of Youth        | # of Youth           | # of Youth                   | Months |
| D7       | Antelope     | White      | 11                  | 3                     | 4                 | 0                 | 4                    | 5                            | 10     |
|          | Antelope     | Other      | 0                   | 0                     | 0                 | 0                 | 1                    | 1                            | 7      |
|          | Cuming       | White      | 5                   | 3                     | 3                 | 0                 | 4                    | 4                            | 13     |
|          | Cuming       | Other      | 5                   | 1                     | 6                 | 1                 | 3                    | 4                            | 8      |
|          | Knox         | White      | 1                   | 2                     | 1                 | 0                 | 1                    | 1                            | 15     |
|          | Madison      | Am. Indian | 6                   | 4                     | 5                 | 0                 | 3                    | 6                            | 10     |
|          | Madison      | Black      | 9                   | 2                     | 3                 | 2                 | 3                    | 6                            | 9      |
|          | Madison      | White      | 46                  | 26                    | 29                | 2                 | 34                   | 47                           | 10     |
|          | Madison      | Other      | 26                  | 9                     | 13                | 3                 | 17                   | 24                           | 10     |
|          | Out of State | White      | 0                   | 0                     | 0                 | 0                 | 1                    | 1                            | 9      |
|          | Pierce       | White      | 13                  | 5                     | 6                 | 1                 | 12                   | 15                           | 7      |
|          | Stanton      | Black      | 1                   | 1                     | 1                 | 0                 | 0                    | 1                            | 13     |
|          | Stanton      | White      | 13                  | 4                     | 6                 | 0                 | 9                    | 11                           | 11     |
|          | Stanton      | Other      | 2                   | 2                     | 1                 | 0                 | 3                    | 3                            | 6      |
|          | Wayne        | Am. Indian | 1                   | 0                     | 0                 | 0                 | 0                    | 0                            | 0      |
|          | Wayne        | White      | 6                   | 1                     | 1                 | 0                 | 4                    | 4                            | 7      |
|          | Wayne        | Other      | 1                   | 0                     | 0                 | 0                 | 0                    | 0                            | 0      |

## District 7

### Juvenile Probation Activity - Youth by Ethnicity County

| District | County       | Cohort          | Placed on Probation | Out-of-home Placement | Motions to Revoke | Probation Revoked | Satisfactory Release | Average Length of Probation* |            |
|----------|--------------|-----------------|---------------------|-----------------------|-------------------|-------------------|----------------------|------------------------------|------------|
|          |              |                 | # of Youth          | # of Youth            | # of Youth        | # of Youth        | # of Youth           | # of Youth                   | # of Youth |
| D7       | Antelope     | Hispanic Origin | 1                   | 0                     | 1                 | 0                 | 1                    | 1                            | 7          |
|          | Antelope     | Non-Hispanic    | 10                  | 3                     | 3                 | 0                 | 4                    | 5                            | 10         |
|          | Cuming       | Hispanic Origin | 5                   | 1                     | 6                 | 1                 | 3                    | 4                            | 8          |
|          | Cuming       | Non-Hispanic    | 5                   | 3                     | 3                 | 0                 | 4                    | 4                            | 13         |
|          | Knox         | Non-Hispanic    | 1                   | 2                     | 1                 | 0                 | 1                    | 1                            | 15         |
|          | Madison      | Hispanic Origin | 26                  | 11                    | 13                | 3                 | 17                   | 24                           | 10         |
|          | Madison      | Non-Hispanic    | 61                  | 30                    | 37                | 4                 | 40                   | 59                           | 10         |
|          | Out of State | Non-Hispanic    | 0                   | 0                     | 0                 | 0                 | 1                    | 1                            | 9          |
|          | Pierce       | Non-Hispanic    | 13                  | 5                     | 6                 | 1                 | 12                   | 15                           | 7          |
|          | Stanton      | Hispanic Origin | 2                   | 1                     | 1                 | 0                 | 3                    | 3                            | 6          |
|          | Stanton      | Non-Hispanic    | 14                  | 6                     | 7                 | 0                 | 9                    | 12                           | 11         |
|          | Wayne        | Hispanic Origin | 1                   | 0                     | 0                 | 0                 | 0                    | 0                            | 0          |
|          | Wayne        | Non-Hispanic    | 7                   | 1                     | 1                 | 0                 | 4                    | 4                            | 7          |

## Part (e) Juveniles With Access to Counsel

*Nebraska Revised Statute 24-1007 (e) juveniles with and without access to counsel in juvenile and adult court, both appointed and retained.*

The Juveniles with Access to Counsel table displays the percent of juveniles represented by an attorney in criminal cases from county court and district court and juvenile cases from county court and separate juvenile court. Data includes new cases filed and cases transferred from one county to another during calendar year 2015. Cases filed in 2015 may not have reached the sentencing/adjudication stage of proceedings.

| Juveniles With Access to Counsel<br>District |                    |            |                                     |                      |                   |                   |                                     |                      |                   |                   |
|--|--------------------|------------|-------------------------------------|----------------------|-------------------|-------------------|-------------------------------------|----------------------|-------------------|-------------------|
| District                                     | Demo-<br>graphic   | Cohort     | Criminal Court Cases                |                      |                   |                   | Juvenile Court Cases                |                      |                   |                   |
|  |                    |            | Total<br>Criminal<br>Court<br>Cases | # Without<br>Counsel | # With<br>Counsel | % With<br>Counsel | Total<br>Juvenile<br>Court<br>Cases | # Without<br>Counsel | # With<br>Counsel | % With<br>Counsel |
| D7   | Age Group          | 10 & under | 0                                   | 0                    | 0                 | 0%                | 12                                  | 6                    | 6                 | 50%               |
|  |                    | 11-13      | 1                                   | 1                    | 0                 | 0%                | 35                                  | 23                   | 12                | 34%               |
|  |                    | 14-15      | 4                                   | 4                    | 0                 | 0%                | 87                                  | 58                   | 29                | 33%               |
|  |                    | 16         | 23                                  | 20                   | 3                 | 13%               | 75                                  | 53                   | 22                | 29%               |
|  |                    | 17         | 87                                  | 61                   | 26                | 30%               | 34                                  | 18                   | 16                | 47%               |
|  | Gender             | Female     | 28                                  | 23                   | 5                 | 18%               | 68                                  | 52                   | 16                | 24%               |
|  |                    | Male       | 85                                  | 62                   | 23                | 27%               | 165                                 | 98                   | 67                | 41%               |
|  |                    | Unknown    | 2                                   | 1                    | 1                 | 50%               | 10                                  | 8                    | 2                 | 20%               |
|  | Race/<br>Ethnicity | Am. Indian | 0                                   | 0                    | 0                 | 0%                | 6                                   | 2                    | 4                 | 67%               |
|  |                    | Black      | 4                                   | 4                    | 0                 | 0%                | 8                                   | 4                    | 4                 | 50%               |
|  |                    | Hispanic   | 23                                  | 17                   | 6                 | 26%               | 32                                  | 20                   | 12                | 38%               |
|  |                    | White      | 58                                  | 52                   | 6                 | 10%               | 137                                 | 92                   | 45                | 33%               |
|  |                    | Other      | 0                                   | 0                    | 0                 | 0%                | 1                                   | 1                    | 0                 | 0%                |
|  |                    | Unknown    | 30                                  | 13                   | 17                | 57%               | 59                                  | 39                   | 20                | 34%               |
|  | District Total     |            |                                     | 115                  | 86                | 29                | 25%                                 | 243                  | 158               | 85                |



## District 7

| Juveniles With Access to Counsel by Age Group |            |            |                      |                   |                |                |                      |                   |                |                |
|---|------------|------------|----------------------|-------------------|----------------|----------------|----------------------|-------------------|----------------|----------------|
| County  |            |            |                      |                   |                |                |                      |                   |                |                |
| District                                      | County     | Cohort     | Criminal Court Cases |                   |                |                | Juvenile Court Cases |                   |                |                |
|   |            |            | Total Cases          | # Without Counsel | # With Counsel | % With Counsel | Total Cases          | # Without Counsel | # With Counsel | % With Counsel |
| D7  | Antelope   | 10 & under | 0                    | 0                 | 0              | 0%             | 4                    | 2                 | 2              | 50%            |
|   |            | 11-13      | 0                    | 0                 | 0              | 0%             | 3                    | 3                 | 0              | 0%             |
|   |            | 14-15      | 0                    | 0                 | 0              | 0%             | 10                   | 7                 | 3              | 30%            |
|   |            | 16         | 4                    | 3                 | 1              | 25%            | 11                   | 6                 | 5              | 45%            |
|   |            | 17         | 6                    | 6                 | 0              | 0%             | 1                    | 1                 | 0              | 0%             |
|   | Cuming     | 10 & under | 0                    | 0                 | 0              | 0%             | 3                    | 2                 | 1              | 33%            |
|   |            | 11-13      | 0                    | 0                 | 0              | 0%             | 2                    | 0                 | 2              | 100%           |
|   |            | 14-15      | 0                    | 0                 | 0              | 0%             | 2                    | 0                 | 2              | 100%           |
|   |            | 16         | 2                    | 2                 | 0              | 0%             | 4                    | 2                 | 2              | 50%            |
|   |            | 17         | 11                   | 5                 | 6              | 55%            | 7                    | 2                 | 5              | 71%            |
|   | Knox       | 16         | 0                    | 0                 | 0              | 0%             | 2                    | 0                 | 2              | 100%           |
|   |            | 17         | 1                    | 1                 | 0              | 0%             | 1                    | 0                 | 1              | 100%           |
|   | Madison    | 10 & under | 0                    | 0                 | 0              | 0%             | 1                    | 0                 | 1              | 100%           |
|   |            | 11-13      | 0                    | 0                 | 0              | 0%             | 16                   | 10                | 6              | 38%            |
|   |            | 14-15      | 1                    | 1                 | 0              | 0%             | 48                   | 33                | 15             | 31%            |
|   |            | 16         | 11                   | 9                 | 2              | 18%            | 41                   | 33                | 8              | 20%            |
|   |            | 17         | 56                   | 36                | 20             | 36%            | 17                   | 11                | 6              | 35%            |
|   | Pierce     | 11-13      | 0                    | 0                 | 0              | 0%             | 3                    | 3                 | 0              | 0%             |
|   |            | 14-15      | 1                    | 1                 | 0              | 0%             | 5                    | 2                 | 3              | 60%            |
|   |            | 16         | 1                    | 1                 | 0              | 0%             | 2                    | 1                 | 1              | 50%            |
|   |            | 17         | 5                    | 5                 | 0              | 0%             | 3                    | 2                 | 1              | 33%            |
|   | Stanton    | 10 & under | 0                    | 0                 | 0              | 0%             | 1                    | 0                 | 1              | 100%           |
|   |            | 11-13      | 1                    | 1                 | 0              | 0%             | 5                    | 3                 | 2              | 40%            |
|   |            | 14-15      | 2                    | 2                 | 0              | 0%             | 10                   | 6                 | 4              | 40%            |
|   |            | 16         | 4                    | 4                 | 0              | 0%             | 11                   | 8                 | 3              | 27%            |
| 17  |            | 6          | 6                    | 0                 | 0%             | 4              | 2                    | 2                 | 50%            |                |
| Wayne   | 10 & under | 0          | 0                    | 0                 | 0%             | 3              | 2                    | 1                 | 33%            |                |
|   | 11-13      | 0          | 0                    | 0                 | 0%             | 6              | 4                    | 2                 | 33%            |                |
|   | 14-15      | 0          | 0                    | 0                 | 0%             | 12             | 10                   | 2                 | 17%            |                |
|   | 16         | 1          | 1                    | 0                 | 0%             | 4              | 3                    | 1                 | 25%            |                |
|   | 17         | 2          | 2                    | 0                 | 0%             | 1              | 0                    | 1                 | 100%           |                |

## District 7

### Juveniles With Access to Counsel by Gender County

| District | County   | Cohort  | Criminal Court Cases |                   |                |                | Juvenile Court Cases |                   |                |                |
|----------|----------|---------|----------------------|-------------------|----------------|----------------|----------------------|-------------------|----------------|----------------|
|          |          |         | Total Cases          | # Without Counsel | # With Counsel | % With Counsel | Total Cases          | # Without Counsel | # With Counsel | % With Counsel |
| D7       | Antelope | Female  | 4                    | 3                 | 1              | 25%            | 3                    | 2                 | 1              | 33%            |
|          |          | Male    | 6                    | 6                 | 0              | 0%             | 26                   | 17                | 9              | 35%            |
|          | Cuming   | Female  | 3                    | 3                 | 0              | 0%             | 4                    | 3                 | 1              | 25%            |
|          |          | Male    | 10                   | 4                 | 6              | 60%            | 14                   | 3                 | 11             | 79%            |
|          | Knox     | Male    | 1                    | 1                 | 0              | 0%             | 3                    | 0                 | 3              | 100%           |
|          | Madison  | Female  | 16                   | 12                | 4              | 25%            | 45                   | 36                | 9              | 20%            |
|          |          | Male    | 50                   | 33                | 17             | 34%            | 70                   | 45                | 25             | 36%            |
|          |          | Unknown | 2                    | 1                 | 1              | 50%            | 8                    | 6                 | 2              | 25%            |
|          | Pierce   | Male    | 7                    | 7                 | 0              | 0%             | 13                   | 8                 | 5              | 38%            |
|          | Stanton  | Female  | 5                    | 5                 | 0              | 0%             | 7                    | 5                 | 2              | 29%            |
|          |          | Male    | 8                    | 8                 | 0              | 0%             | 23                   | 13                | 10             | 43%            |
|          |          | Unknown | 0                    | 0                 | 0              | 0%             | 1                    | 1                 | 0              | 0%             |
|          | Wayne    | Female  | 0                    | 0                 | 0              | 0%             | 9                    | 6                 | 3              | 33%            |
|          |          | Male    | 3                    | 3                 | 0              | 0%             | 16                   | 12                | 4              | 25%            |
|          |          | Unknown | 0                    | 0                 | 0              | 0%             | 1                    | 1                 | 0              | 0%             |

## District 7

### Juveniles With Access to Counsel by Race/Ethnicity County

| District | County   | Cohort     | Criminal Court Cases |                   |                |                | Juvenile Court Cases |                   |                |                |
|----------|----------|------------|----------------------|-------------------|----------------|----------------|----------------------|-------------------|----------------|----------------|
|          |          |            | Total Cases          | # Without Counsel | # With Counsel | % With Counsel | Total Cases          | # Without Counsel | # With Counsel | % With Counsel |
| D7       | Antelope | Am. Indian | 0                    | 0                 | 0              | 0%             | 2                    | 0                 | 2              | 100%           |
|          |          | Hispanic   | 1                    | 1                 | 0              | 0%             | 0                    | 0                 | 0              | 0%             |
|          |          | White      | 8                    | 7                 | 1              | 13%            | 26                   | 18                | 8              | 31%            |
|          |          | Unknown    | 1                    | 1                 | 0              | 0%             | 1                    | 1                 | 0              | 0%             |
|          | Cuming   | Hispanic   | 5                    | 2                 | 3              | 60%            | 5                    | 1                 | 4              | 80%            |
|          |          | White      | 4                    | 3                 | 1              | 25%            | 8                    | 2                 | 6              | 75%            |
|          |          | Unknown    | 4                    | 2                 | 2              | 50%            | 5                    | 3                 | 2              | 40%            |
|          | Knox     | White      | 1                    | 1                 | 0              | 0%             | 3                    | 0                 | 3              | 100%           |
|          | Madison  | Am. Indian | 0                    | 0                 | 0              | 0%             | 4                    | 2                 | 2              | 50%            |
|          |          | Black      | 3                    | 3                 | 0              | 0%             | 8                    | 4                 | 4              | 50%            |
|          |          | Hispanic   | 14                   | 11                | 3              | 21%            | 20                   | 13                | 7              | 35%            |
|          |          | White      | 31                   | 27                | 4              | 13%            | 52                   | 39                | 13             | 25%            |
|          |          | Unknown    | 20                   | 5                 | 15             | 75%            | 39                   | 29                | 10             | 26%            |
|          | Pierce   | White      | 4                    | 4                 | 0              | 0%             | 13                   | 8                 | 5              | 38%            |
|          |          | Unknown    | 3                    | 3                 | 0              | 0%             | 0                    | 0                 | 0              | 0%             |
|          | Stanton  | Black      | 1                    | 1                 | 0              | 0%             | 0                    | 0                 | 0              | 0%             |
|          |          | Hispanic   | 3                    | 3                 | 0              | 0%             | 3                    | 3                 | 0              | 0%             |
|          |          | White      | 7                    | 7                 | 0              | 0%             | 19                   | 13                | 6              | 32%            |
|          |          | Unknown    | 2                    | 2                 | 0              | 0%             | 9                    | 3                 | 6              | 67%            |
|          | Wayne    | Hispanic   | 0                    | 0                 | 0              | 0%             | 4                    | 3                 | 1              | 25%            |
| White    |          | 3          | 3                    | 0                 | 0%             | 16             | 12                   | 4                 | 25%            |                |
| Other    |          | 0          | 0                    | 0                 | 0%             | 1              | 1                    | 0                 | 0%             |                |
| Unknown  |          | 0          | 0                    | 0                 | 0%             | 5              | 3                    | 2                 | 40%            |                |

# District 8

## Part (a) Adjudication of Juvenile Petitions

*Nebraska Revised Statute 24-1007 (a) Juveniles prosecuted in juvenile court under subdivision (1), (2), (3), or (4) of section 43-247, including the total number of filings and adjudications.*

The Juvenile Petitions and Adjudications tables report the number of new juvenile cases and corresponding percent of adjudications by case type and demographic for cases filed in 2015. The data consists of both county court and separate juvenile court cases. Cases with multiple charges, pleas or findings are counted once per case. Supplemental petitions are not included in this data set. Cases filed in November or December of 2015 may not have reached the adjudication stage of proceedings.

| Number of Juvenile Cases and Adjudication by Case Type<br>District |                  |                 |            |            |                |            |            |             |            |            |            |            |            |
|--|------------------|-----------------|------------|------------|----------------|------------|------------|-------------|------------|------------|------------|------------|------------|
| District   | Demo-<br>graphic | Traffic Offense |            |            | Status Offense |            |            | Misdemeanor |            |            | Felony     |            |            |
|  |                  | #<br>Cases      | #<br>Admit | %<br>Admit | #<br>Cases     | #<br>Admit | %<br>Admit | #<br>Cases  | #<br>Admit | %<br>Admit | #<br>Cases | #<br>Admit | %<br>Admit |
| D8   | 10 & under       | 0               | 0          | 0%         | 0              | 0          | 0%         | 4           | 2          | 50%        | 0          | 0          | 0%         |
|  | 11-13            | 0               | 0          | 0%         | 1              | 1          | 100%       | 5           | 2          | 40%        | 2          | 2          | 100%       |
|  | 14-15            | 0               | 0          | 0%         | 3              | 3          | 100%       | 29          | 20         | 69%        | 7          | 2          | 29%        |
|  | 16               | 0               | 0          | 0%         | 2              | 2          | 100%       | 17          | 13         | 76%        | 8          | 7          | 88%        |
|  | 17               | 0               | 0          | 0%         | 6              | 5          | 83%        | 19          | 15         | 79%        | 1          | 0          | 0%         |
|  | Female           | 0               | 0          | 0%         | 5              | 5          | 100%       | 22          | 12         | 55%        | 2          | 1          | 50%        |
|  | Male             | 0               | 0          | 0%         | 7              | 6          | 86%        | 52          | 40         | 77%        | 16         | 10         | 63%        |
|  | Am. Indian       | 0               | 0          | 0%         | 0              | 0          | 0%         | 3           | 3          | 100%       | 1          | 1          | 100%       |
|  | Hispanic         | 0               | 0          | 0%         | 0              | 0          | 0%         | 4           | 4          | 100%       | 0          | 0          | 0%         |
|  | White            | 0               | 0          | 0%         | 7              | 6          | 86%        | 46          | 36         | 78%        | 11         | 8          | 73%        |
|  | Other            | 0               | 0          | 0%         | 1              | 1          | 100%       | 1           | 1          | 100%       | 0          | 0          | 0%         |
| Unknown  | 0                | 0               | 0%         | 4          | 4              | 100%       | 20         | 8           | 40%        | 6          | 2          | 33%        |            |
| District Total   |                  | 0               | 0          | 0%         | 12             | 11         | 92%        | 74          | 52         | 70%        | 18         | 11         | 61%        |

## District 8

### Juvenile Cases and Adjudication by Case Type and Age Group County

| District | County    | Age Group  | Traffic Offense |         |         | Status Offense |         |         | Misdemeanor |         |         | Felony  |         |         |      |      |
|----------|-----------|------------|-----------------|---------|---------|----------------|---------|---------|-------------|---------|---------|---------|---------|---------|------|------|
|          |           |            | # Cases         | # Admit | % Admit | # Cases        | # Admit | % Admit | # Cases     | # Admit | % Admit | # Cases | # Admit | % Admit |      |      |
| D8       | Boyd      | 16         | 0               | 0       | 0%      | 0              | 0       | 0%      | 1           | 1       | 100%    | 0       | 0       | 0%      |      |      |
|          |           | 17         | 0               | 0       | 0%      | 1              | 1       | 100%    | 2           | 2       | 100%    | 0       | 0       | 0%      |      |      |
|          | Brown     | 14-15      | 0               | 0       | 0%      | 0              | 0       | 0%      | 2           | 2       | 100%    | 0       | 0       | 0%      |      |      |
|          |           |            | 16              | 0       | 0       | 0%             | 0       | 0       | 0%          | 4       | 4       | 100%    | 1       | 1       | 100% |      |
|          |           |            | 17              | 0       | 0       | 0%             | 0       | 0       | 0%          | 3       | 3       | 100%    | 0       | 0       | 0%   |      |
|          | Cherry    | 10 & under |                 | 0       | 0       | 0%             | 0       | 0       | 0%          | 2       | 2       | 100%    | 0       | 0       | 0%   |      |
|          |           |            |                 | 11-13   | 0       | 0              | 0%      | 0       | 0           | 0%      | 1       | 1       | 100%    | 1       | 1    | 100% |
|          |           |            |                 | 14-15   | 0       | 0              | 0%      | 0       | 0           | 0%      | 3       | 3       | 100%    | 0       | 0    | 0%   |
|          |           |            |                 | 17      | 0       | 0              | 0%      | 0       | 0           | 0%      | 3       | 2       | 67%     | 0       | 0    | 0%   |
|          | Custer    | 10 & under |                 | 0       | 0       | 0%             | 0       | 0       | 0%          | 1       | 0       | 0%      | 0       | 0       | 0%   |      |
|          |           |            |                 | 11-13   | 0       | 0              | 0%      | 1       | 1           | 100%    | 3       | 1       | 33%     | 0       | 0    | 0%   |
|          |           |            |                 | 14-15   | 0       | 0              | 0%      | 0       | 0           | 0%      | 7       | 2       | 29%     | 4       | 1    | 25%  |
|          |           |            |                 | 16      | 0       | 0              | 0%      | 0       | 0           | 0%      | 3       | 0       | 0%      | 4       | 3    | 75%  |
|          |           | Custer     | 17              | 0       | 0       | 0%             | 2       | 1       | 50%         | 4       | 2       | 50%     | 0       | 0       | 0%   |      |
|          | Garfield  | 14-15      |                 | 0       | 0       | 0%             | 0       | 0       | 0%          | 1       | 1       | 100%    | 0       | 0       | 0%   |      |
|          |           |            |                 | 17      | 0       | 0              | 0%      | 1       | 1           | 100%    | 1       | 1       | 100%    | 0       | 0    | 0%   |
|          | Greeley   | 14-15      |                 | 0       | 0       | 0%             | 0       | 0       | 0%          | 2       | 0       | 0%      | 0       | 0       | 0%   |      |
|          |           |            |                 | 16      | 0       | 0              | 0%      | 0       | 0           | 0%      | 2       | 1       | 50%     | 0       | 0    | 0%   |
|          |           |            |                 | 17      | 0       | 0              | 0%      | 0       | 0           | 0%      | 1       | 0       | 0%      | 0       | 0    | 0%   |
|          | Holt      | 10 & under |                 | 0       | 0       | 0%             | 0       | 0       | 0%          | 1       | 0       | 0%      | 0       | 0       | 0%   |      |
|          |           |            |                 | 11-13   | 0       | 0              | 0%      | 0       | 0           | 0%      | 1       | 0       | 0%      | 0       | 0    | 0%   |
|          |           |            |                 | 14-15   | 0       | 0              | 0%      | 2       | 2           | 100%    | 11      | 10      | 91%     | 0       | 0    | 0%   |
|          |           |            |                 | 16      | 0       | 0              | 0%      | 2       | 2           | 100%    | 5       | 5       | 100%    | 1       | 1    | 100% |
|          |           |            |                 | 17      | 0       | 0              | 0%      | 2       | 2           | 100%    | 4       | 4       | 100%    | 1       | 0    | 0%   |
|          | Howard    | 14-15      | 0               | 0       | 0%      | 1              | 1       | 100%    | 1           | 0       | 0%      | 0       | 0       | 0%      |      |      |
|          | Keya Paha | 16         | 0               | 0       | 0%      | 0              | 0       | 0%      | 0           | 0       | 0%      | 2       | 2       | 100%    |      |      |
|          | Rock      | 14-15      | 0               | 0       | 0%      | 0              | 0       | 0%      | 1           | 1       | 100%    | 0       | 0       | 0%      |      |      |
|          | Sherman   | 11-13      |                 | 0       | 0       | 0%             | 0       | 0       | 0%          | 0       | 0       | 0%      | 1       | 1       | 100% |      |
|          |           |            |                 | 14-15   | 0       | 0              | 0%      | 0       | 0           | 0%      | 1       | 1       | 100%    | 3       | 1    | 33%  |
|          |           |            | 17              | 0       | 0       | 0%             | 0       | 0       | 0%          | 1       | 1       | 100%    | 0       | 0       | 0%   |      |
| Valley   | 16        | 0          | 0               | 0%      | 0       | 0              | 0%      | 2       | 2           | 100%    | 0       | 0       | 0%      |         |      |      |

## District 8

### Juvenile Cases and Adjudication by Case Type and Gender County

| District | County    | Gender | Traffic Offense |         |         | Status Offense |         |         | Misdemeanor |         |         | Felony  |         |         |
|----------|-----------|--------|-----------------|---------|---------|----------------|---------|---------|-------------|---------|---------|---------|---------|---------|
|          |           |        | # Cases         | # Admit | % Admit | # Cases        | # Admit | % Admit | # Cases     | # Admit | % Admit | # Cases | # Admit | % Admit |
| D8       | Boyd      | Female | 0               | 0       | 0%      | 1              | 1       | 100%    | 1           | 1       | 100%    | 0       | 0       | 0%      |
|          |           | Male   | 0               | 0       | 0%      | 0              | 0       | 0%      | 2           | 2       | 100%    | 0       | 0       | 0%      |
|          | Brown     | Female | 0               | 0       | 0%      | 0              | 0       | 0%      | 3           | 3       | 100%    | 0       | 0       | 0%      |
|          |           | Male   | 0               | 0       | 0%      | 0              | 0       | 0%      | 6           | 6       | 100%    | 1       | 1       | 100%    |
|          | Cherry    | Female | 0               | 0       | 0%      | 0              | 0       | 0%      | 3           | 2       | 67%     | 1       | 1       | 100%    |
|          |           | Male   | 0               | 0       | 0%      | 0              | 0       | 0%      | 6           | 6       | 100%    | 0       | 0       | 0%      |
|          | Custer    | Female | 0               | 0       | 0%      | 0              | 0       | 0%      | 5           | 0       | 0%      | 1       | 0       | 0%      |
|          |           | Male   | 0               | 0       | 0%      | 3              | 2       | 67%     | 13          | 5       | 38%     | 7       | 4       | 57%     |
|          | Garfield  | Female | 0               | 0       | 0%      | 1              | 1       | 100%    | 1           | 1       | 100%    | 0       | 0       | 0%      |
|          |           | Male   | 0               | 0       | 0%      | 0              | 0       | 0%      | 1           | 1       | 100%    | 0       | 0       | 0%      |
|          | Greeley   | Female | 0               | 0       | 0%      | 0              | 0       | 0%      | 1           | 0       | 0%      | 0       | 0       | 0%      |
|          |           | Male   | 0               | 0       | 0%      | 0              | 0       | 0%      | 4           | 1       | 25%     | 0       | 0       | 0%      |
|          | Holt      | Female | 0               | 0       | 0%      | 3              | 3       | 100%    | 8           | 5       | 63%     | 0       | 0       | 0%      |
|          |           | Male   | 0               | 0       | 0%      | 3              | 3       | 100%    | 14          | 14      | 100%    | 2       | 1       | 50%     |
|          | Howard    | Male   | 0               | 0       | 0%      | 1              | 1       | 100%    | 1           | 0       | 0%      | 0       | 0       | 0%      |
|          | Keya Paha | Male   | 0               | 0       | 0%      | 0              | 0       | 0%      | 0           | 0       | 0%      | 2       | 2       | 100%    |
| Rock     | Male      | 0      | 0               | 0%      | 0       | 0              | 0%      | 1       | 1           | 100%    | 0       | 0       | 0%      |         |
| Sherman  | Male      | 0      | 0               | 0%      | 0       | 0              | 0%      | 2       | 2           | 100%    | 4       | 2       | 50%     |         |
| Valley   | Male      | 0      | 0               | 0%      | 0       | 0              | 0%      | 2       | 2           | 100%    | 0       | 0       | 0%      |         |

## District 8

### Juvenile Cases and Adjudication by Case Type and Race/Ethnicity County

| District | County    | Race       | Traffic Offense |         |         | Status Offense |         |         | Misdemeanor |         |         | Felony  |         |         |
|----------|-----------|------------|-----------------|---------|---------|----------------|---------|---------|-------------|---------|---------|---------|---------|---------|
|          |           |            | # Cases         | # Admit | % Admit | # Cases        | # Admit | % Admit | # Cases     | # Admit | % Admit | # Cases | # Admit | % Admit |
| D8       | Boyd      | White      | 0               | 0       | 0%      | 0              | 0       | 0%      | 1           | 1       | 100%    | 0       | 0       | 0%      |
|          |           | Unknown    | 0               | 0       | 0%      | 1              | 1       | 100%    | 2           | 2       | 100%    | 0       | 0       | 0%      |
|          | Brown     | White      | 0               | 0       | 0%      | 0              | 0       | 0%      | 9           | 9       | 100%    | 1       | 1       | 100%    |
|          | Cherry    | Am. Indian | 0               | 0       | 0%      | 0              | 0       | 0%      | 3           | 3       | 100%    | 1       | 1       | 100%    |
|          |           | White      | 0               | 0       | 0%      | 0              | 0       | 0%      | 5           | 4       | 80%     | 0       | 0       | 0%      |
|          |           | Unknown    | 0               | 0       | 0%      | 0              | 0       | 0%      | 1           | 1       | 100%    | 0       | 0       | 0%      |
|          | Custer    | White      | 0               | 0       | 0%      | 2              | 1       | 50%     | 7           | 2       | 29%     | 4       | 2       | 50%     |
|          |           | Unknown    | 0               | 0       | 0%      | 1              | 1       | 100%    | 11          | 3       | 27%     | 4       | 2       | 50%     |
|          | Garfield  | White      | 0               | 0       | 0%      | 0              | 0       | 0%      | 1           | 1       | 100%    | 0       | 0       | 0%      |
|          |           | Other      | 0               | 0       | 0%      | 1              | 1       | 100%    | 1           | 1       | 100%    | 0       | 0       | 0%      |
|          | Greeley   | White      | 0               | 0       | 0%      | 0              | 0       | 0%      | 4           | 0       | 0%      | 0       | 0       | 0%      |
|          |           | Unknown    | 0               | 0       | 0%      | 0              | 0       | 0%      | 1           | 1       | 100%    | 0       | 0       | 0%      |
|          | Holt      | Hispanic   | 0               | 0       | 0%      | 0              | 0       | 0%      | 4           | 4       | 100%    | 0       | 0       | 0%      |
|          |           | White      | 0               | 0       | 0%      | 5              | 5       | 100%    | 15          | 15      | 100%    | 2       | 1       | 50%     |
|          |           | Unknown    | 0               | 0       | 0%      | 1              | 1       | 100%    | 3           | 0       | 0%      | 0       | 0       | 0%      |
|          | Howard    | Unknown    | 0               | 0       | 0%      | 1              | 1       | 100%    | 1           | 0       | 0%      | 0       | 0       | 0%      |
|          | Keya Paha | White      | 0               | 0       | 0%      | 0              | 0       | 0%      | 0           | 0       | 0%      | 2       | 2       | 100%    |
|          | Rock      | Unknown    | 0               | 0       | 0%      | 0              | 0       | 0%      | 1           | 1       | 100%    | 0       | 0       | 0%      |
|          | Sherman   | White      | 0               | 0       | 0%      | 0              | 0       | 0%      | 2           | 2       | 100%    | 2       | 2       | 100%    |
|          |           | Unknown    | 0               | 0       | 0%      | 0              | 0       | 0%      | 0           | 0       | 0%      | 2       | 0       | 0%      |
| Valley   | White     | 0          | 0               | 0%      | 0       | 0              | 0%      | 2       | 2           | 100%    | 0       | 0       | 0%      |         |

Part (b) Juveniles Prosecuted in Adult Criminal Court - Case Type

*Nebraska Revised Statute 24-1007 (b) Juveniles prosecuted in adult criminal court for felonies, misdemeanors, and traffic offenses. The information shall include juveniles sentenced to terms in adult jails and prisons and juveniles placed on adult probation.*

Juveniles Prosecuted in Adult Criminal Court tables consist of criminal and traffic cases in county court and criminal cases in district court that reached the point of sentencing in 2015. Cases with multiple charges are counted once per case and reported as the most severe offense. Cases for juveniles ages 13 and below must be filed and stay in juvenile court; however, judges have the authority to allow these cases in criminal court. Therefore, only juveniles ages 14 through 17 at the time of the offense appear in adult criminal court data, with rare exceptions.

| Juveniles Prosecuted in Adult Criminal Court<br>by Case Type<br>District |                |         |           |             |         |             |             |             |        |             |
|--|----------------|---------|-----------|-------------|---------|-------------|-------------|-------------|--------|-------------|
| District   | Demographic    | Cohort  | All Cases |             | Traffic |             | Misdemeanor |             | Felony |             |
|  |                |         | #         | % of Total* | #       | % of Cohort | #           | % of Cohort | #      | % of Cohort |
| D8   | Age Group      | 14-15   | 2         | 18%         | 0       | 0%          | 1           | 10%         | 1      | 100%        |
|  |                | 17      | 9         | 82%         | 0       | 0%          | 9           | 90%         | 0      | 0%          |
|  | Gender         | Female  | 3         | 27%         | 0       | 0%          | 3           | 30%         | 0      | 0%          |
|  |                | Male    | 8         | 73%         | 0       | 0%          | 7           | 70%         | 1      | 100%        |
|  | Race/Ethnicity | White   | 10        | 100%        | 0       | 0%          | 9           | 100%        | 1      | 100%        |
|  |                | Unknown | 1         |             | 0       |             | 1           |             | 0      |             |
| District Total   |                |         | 11        | 100%        | 0       | 100%        | 10          | 100%        | 1      | 100%        |

\*Percent of total cases is calculated using the valid percent within the demographic (cases with unknown gender or unknown race/ethnicity are not included).



## District 8

| Juveniles Prosecuted in Adult Criminal Court by Case Type and Age Group<br>County |           |        |           |         |             |         |
|---|-----------|--------|-----------|---------|-------------|---------|
| District  | County    | Cohort | All Cases | Traffic | Misdemeanor | Felony  |
|   |           |        | # Cases   | # Cases | # Cases     | # Cases |
| D8  | Brown     | 14-15  | 1         | 0       | 0           | 1       |
|   |           | 17     | 3         | 0       | 3           | 0       |
|   | Cherry    | 17     | 2         | 0       | 2           | 0       |
|   | Custer    | 17     | 1         | 0       | 1           | 0       |
|   | Holt      | 17     | 1         | 0       | 1           | 0       |
|   | Keya Paha | 14-15  | 1         | 0       | 1           | 0       |
|   |           | 17     | 2         | 0       | 2           | 0       |

| Juveniles Prosecuted in Adult Criminal Court by Case Type and Gender<br>County |           |        |           |         |             |         |
|--|-----------|--------|-----------|---------|-------------|---------|
| District   | County    | Cohort | All Cases | Traffic | Misdemeanor | Felony  |
|  |           |        | # Cases   | # Cases | # Cases     | # Cases |
| D8   | Brown     | Female | 1         | 0       | 1           | 0       |
|  |           | Male   | 3         | 0       | 2           | 1       |
|  | Cherry    | Male   | 2         | 0       | 2           | 0       |
|  | Custer    | Male   | 1         | 0       | 1           | 0       |
|  | Holt      | Female | 1         | 0       | 1           | 0       |
|  | Keya Paha | Female | 1         | 0       | 1           | 0       |
|  |           | Male   | 2         | 0       | 2           | 0       |

| Juveniles Prosecuted in Adult Criminal Court by Case Type and Race/Ethnicity<br>County |           |         |           |         |             |         |
|--|-----------|---------|-----------|---------|-------------|---------|
| District   | County    | Cohort  | All Cases | Traffic | Misdemeanor | Felony  |
|  |           |         | # Cases   | # Cases | # Cases     | # Cases |
| D8   | Brown     | White   | 4         | 0       | 3           | 1       |
|  | Cherry    | White   | 1         | 0       | 1           | 0       |
|  |           | Unknown | 1         | 0       | 1           | 0       |
|  | Custer    | White   | 1         | 0       | 1           | 0       |
|  | Holt      | White   | 1         | 0       | 1           | 0       |
|  | Keya Paha | White   | 3         | 0       | 3           | 0       |

Part (b) Juveniles Prosecuted in Adult Criminal Court - Sentence

*Nebraska Revised Statute 24-1007 (b) Juveniles prosecuted in adult criminal court for felonies, misdemeanors, and traffic offenses. The information shall include juveniles sentenced to terms in adult jails and prisons and juveniles placed on adult probation.*

Juveniles Prosecuted in Adult Criminal Court tables include criminal and traffic cases in county court and criminal cases in district court that reached the point of sentencing in 2015. If multiple sentencing types occur within a case (ex. probation/jail), all sentencing types are included.

| Juveniles Prosecuted in Adult Criminal Court<br>by Sentence<br>District |                |         |           |             |           |             |      |             |        |             |
|---|----------------|---------|-----------|-------------|-----------|-------------|------|-------------|--------|-------------|
| District  | Demographic    | Cohort  | All Cases |             | Probation |             | Jail |             | Prison |             |
|   |                |         | #         | % of Total* | #         | % of Cohort | #    | % of Cohort | #      | % of Cohort |
| D8  | Age Group      | 14-15   | 2         | 18%         | 2         | 100%        | 0    | 0%          | 0      | 0%          |
|   |                | 17      | 9         | 82%         | 7         | 78%         | 2    | 22%         | 0      | 0%          |
|   | Gender         | Female  | 3         | 27%         | 2         | 67%         | 1    | 33%         | 0      | 0%          |
|   |                | Male    | 8         | 73%         | 7         | 88%         | 1    | 13%         | 0      | 0%          |
|   | Race/Ethnicity | White   | 10        | 100%        | 8         | 80%         | 2    | 20%         | 0      | 0%          |
|   |                | Unknown | 1         |             | 1         | 100%        | 0    | 0%          | 0      | 0%          |
| District Total  |                |         | 11        | 100%        | 9         | 82%         | 2    | 18%         | 0      | 0%          |

\*Percent of total cases is calculated using the valid percent within demographic (cases with unknown gender or unknown race/ethnicity are not included).

## District 8

| Juveniles Prosecuted in Adult Criminal Court by Sentence and Age Group<br>County |           |        |           |           |         |         |
|--|-----------|--------|-----------|-----------|---------|---------|
| District   | County    | Cohort | All Cases | Probation | Jail    | Prison  |
|  |           |        | # Cases   | # Cases   | # Cases | # Cases |
| D8   | Brown     | 14-15  | 1         | 1         | 0       | 0       |
|  |           | 17     | 3         | 3         | 0       | 0       |
|  | Cherry    | 17     | 2         | 2         | 0       | 0       |
|  | Custer    | 17     | 1         | 0         | 1       | 0       |
|  | Holt      | 17     | 1         | 0         | 1       | 0       |
|  | Keya Paha | 14-15  | 1         | 1         | 0       | 0       |
|  |           | 17     | 2         | 2         | 0       | 0       |

| Juveniles Prosecuted in Adult Criminal Court by Sentence and Gender<br>County |           |        |           |           |         |         |
|---|-----------|--------|-----------|-----------|---------|---------|
| District  | County    | Cohort | All Cases | Probation | Jail    | Prison  |
|   |           |        | # Cases   | # Cases   | # Cases | # Cases |
| D8  | Brown     | Female | 1         | 1         | 0       | 0       |
|   |           | Male   | 3         | 3         | 0       | 0       |
|   | Cherry    | Male   | 2         | 2         | 0       | 0       |
|   | Custer    | Male   | 1         | 0         | 1       | 0       |
|   | Holt      | Female | 1         | 0         | 1       | 0       |
|   | Keya Paha | Female | 1         | 1         | 0       | 0       |
|   |           | Male   | 2         | 2         | 0       | 0       |

| Juveniles Prosecuted in Adult Criminal Court by Sentence and Race/Ethnicity<br>County |           |         |           |           |         |         |
|---|-----------|---------|-----------|-----------|---------|---------|
| District  | County    | Cohort  | All Cases | Probation | Jail    | Prison  |
|   |           |         | # Cases   | # Cases   | # Cases | # Cases |
| D8  | Brown     | White   | 4         | 4         | 0       | 0       |
|   | Cherry    | White   | 1         | 1         | 0       | 0       |
|   |           | Unknown | 1         | 1         | 0       | 0       |
|   | Custer    | White   | 1         | 0         | 1       | 0       |
|   | Holt      | White   | 1         | 0         | 1       | 0       |
|   | Keya Paha | White   | 3         | 3         | 0       | 0       |

## District 8

### Part (c) Motions to Transfer Courts and Transfers

*Nebraska Revised Statute 24-1007 (c) The number of motions to transfer and the number of cases transferred to adult court from juvenile court and from adult criminal court to juvenile court.*

The data for Motions to Transfer Cases and Cases Transferred consists of county court and district court adult criminal cases and county court and separate juvenile court juvenile cases within the same county. Motions to transfer cases and cases transferred that were entered in 2015 were included in the file. Cases may have been filed previously and transferred in 2015. There can be multiple motions to transfer a case and all are reported; transfers occur once per case.

| Motions to Transfer Courts and Transfers<br>District |                |            |                               |      |             |      |                               |      |             |      |
|--|----------------|------------|-------------------------------|------|-------------|------|-------------------------------|------|-------------|------|
| District   | Demographic    | Cohort     | Juvenile Court to Adult Court |      |             |      | Adult Court to Juvenile Court |      |             |      |
|  |                |            | Motion to Transfer            |      | Transferred |      | Motion to Transfer            |      | Transferred |      |
|  |                |            | #                             | %    | #           | %    | #                             | %    | #           | %    |
| D8   | Age Group      | 10 & Under | 0                             | 0%   | 0           | 0%   | 0                             | 0%   | 2           | 9%   |
|  |                | 11-13      | 0                             | 0%   | 0           | 0%   | 0                             | 0%   | 1           | 4%   |
|  |                | 14-15      | 1                             | 50%  | 0           | 0%   | 1                             | 33%  | 4           | 17%  |
|  |                | 16         | 0                             | 0%   | 0           | 0%   | 0                             | 0%   | 4           | 17%  |
|  |                | 17         | 1                             | 50%  | 0           | 0%   | 2                             | 67%  | 12          | 52%  |
|  | Gender         | Female     | 0                             | 0%   | 0           | 0%   | 1                             | 33%  | 9           | 39%  |
|  |                | Male       | 2                             | 100% | 0           | 0%   | 2                             | 67%  | 14          | 61%  |
|  | Race/Ethnicity | Am. Indian | 0                             | 0%   | 0           | 0%   | 1                             | 50%  | 1           | 6%   |
|  |                | White      | 2                             | 100% | 0           | 0%   | 1                             | 50%  | 15          | 94%  |
|  |                | Unknown    | 0                             |      | 0           |      | 1                             |      | 7           |      |
| District Total                                       |                |            | 2                             | 100% | 0           | 100% | 3                             | 100% | 23          | 100% |

| Motions to Transfer Courts and Transfers by Age Group<br>County |           |            |                               |             |                               |             |
|---|-----------|------------|-------------------------------|-------------|-------------------------------|-------------|
| District  | County    | Cohort     | Juvenile Court to Adult Court |             | Adult Court to Juvenile Court |             |
|   |           |            | Motion to Transfer            | Transferred | Motion to Transfer            | Transferred |
| D8  | Boyd      | 17         | 0                             | 0           | 0                             | 1           |
|   | Brown     | 17         | 0                             | 0           | 0                             | 1           |
|   |           | 14-15      | 0                             | 0           | 0                             | 1           |
|   | Cherry    | 10 & Under | 0                             | 0           | 0                             | 2           |
|   |           | 17         | 0                             | 0           | 1                             | 3           |
|   |           | 11-13      | 0                             | 0           | 0                             | 1           |
|   | Custer    | 14-15      | 0                             | 0           | 1                             | 2           |
|   |           | 14-15      | 0                             | 0           | 0                             | 1           |
|   |           | 16         | 0                             | 0           | 0                             | 1           |
|   | Holt      | 17         | 0                             | 0           | 0                             | 3           |
|   |           | 17         | 1                             | 0           | 1                             | 3           |
|   |           | 17         | 0                             | 0           | 0                             | 1           |
|   | Keya Paha | 16         | 0                             | 0           | 0                             | 2           |
|   | Sherman   | 17         | 0                             | 0           | 0                             | 1           |
|   |           | 14-15      | 1                             | 0           | 0                             | 0           |
| Valley  | 16        | 0          | 0                             | 0           | 1                             |             |

## District 8

| Motions to Transfer Courts and Transfers by Gender |           |        |                               |             |                               |             |
|--|-----------|--------|-------------------------------|-------------|-------------------------------|-------------|
| County   |           |        |                               |             |                               |             |
| District   | County    | Cohort | Juvenile Court to Adult Court |             | Adult Court to Juvenile Court |             |
|  |           |        | Motion to Transfer            | Transferred | Motion to Transfer            | Transferred |
| D8   | Boyd      | Male   | 0                             | 0           | 0                             | 1           |
|  | Brown     | Male   | 0                             | 0           | 0                             | 2           |
|  | Cherry    | Female | 0                             | 0           | 0                             | 3           |
|  |           | Male   | 0                             | 0           | 2                             | 5           |
|  | Custer    | Female | 0                             | 0           | 0                             | 3           |
|  |           | Male   | 0                             | 0           | 0                             | 2           |
|  | Holt      | Female | 0                             | 0           | 1                             | 3           |
|  |           | Male   | 1                             | 0           | 0                             | 0           |
|  | Keya Paha | Male   | 0                             | 0           | 0                             | 2           |
| Sherman  | Male      | 1      | 0                             | 0           | 1                             |             |
| Valley   | Male      | 0      | 0                             | 0           | 1                             |             |

| Motions to Transfer Courts and Transfers by Race/Ethnicity |           |            |                               |             |                               |             |
|--|-----------|------------|-------------------------------|-------------|-------------------------------|-------------|
| County   |           |            |                               |             |                               |             |
| District   | County    | Cohort     | Juvenile Court to Adult Court |             | Adult Court to Juvenile Court |             |
|  |           |            | Motion to Transfer            | Transferred | Motion to Transfer            | Transferred |
| D8   | Boyd      | White      | 0                             | 0           | 0                             | 1           |
|  | Brown     | White      | 0                             | 0           | 0                             | 2           |
|  | Cherry    | Am. Indian | 0                             | 0           | 1                             | 1           |
|  |           | White      | 0                             | 0           | 0                             | 2           |
|  |           | Unknown    | 0                             | 0           | 1                             | 5           |
|  | Custer    | White      | 0                             | 0           | 0                             | 3           |
|  |           | Unknown    | 0                             | 0           | 0                             | 2           |
|  | Holt      | White      | 1                             | 0           | 1                             | 3           |
|  | Keya Paha | White      | 0                             | 0           | 0                             | 2           |
|  | Sherman   | White      | 1                             | 0           | 0                             | 1           |
|  | Valley    | White      | 0                             | 0           | 0                             | 1           |

## District 8

### Part (d) Probation - Cases

*Nebraska Revised Statute 24-1007 (d) Juveniles placed on juvenile probation, the number of juveniles on probation in out-of-home care, the number of juveniles completing probation, the number of motions to revoke probation and probation revocations, and the average length of time on probation.*

Juvenile Probation Activity - Cases tables consist of juvenile probation cases in county court and separate juvenile court that had the following activities during the year: placed on probation, out-of-home placement, motions to revoke, probation revoked, or satisfactory release. Probation cases may have multiple motions to revoke probation and multiple probation revocations. Cases may have been ordered to probation in previous years. All probation types are included.

| Juvenile Probation Activity - Cases<br>District |                    |            |                        |                |                          |                |                      |                |                      |                |                         |                |
|---|--------------------|------------|------------------------|----------------|--------------------------|----------------|----------------------|----------------|----------------------|----------------|-------------------------|----------------|
| Dis-<br>trict                                   | Demo-<br>graphic   | Cohort     | Placed on<br>Probation |                | Out-of-home<br>Placement |                | Motions to<br>Revoke |                | Probation<br>Revoked |                | Satisfactory<br>Release |                |
|   |                    |            | # of<br>Cases          | % of<br>Total* | # of<br>Cases            | % of<br>Total* | # of<br>Cases        | % of<br>Total* | # of<br>Cases        | % of<br>Total* | # of<br>Cases           | % of<br>Total* |
| D8  | Age<br>Group       | 10 & under | 2                      | 2%             | 0                        | 0%             | 0                    | 0%             | 0                    | 0%             | 1                       | 4%             |
|   |                    | 11-13      | 9                      | 11%            | 3                        | 30%            | 1                    | 3%             | 0                    | 0%             | 2                       | 8%             |
|   |                    | 14-15      | 31                     | 38%            | 3                        | 30%            | 15                   | 48%            | 0                    | 0%             | 10                      | 40%            |
|   |                    | 16         | 20                     | 24%            | 2                        | 20%            | 9                    | 29%            | 4                    | 80%            | 8                       | 32%            |
|   |                    | 17         | 20                     | 24%            | 2                        | 20%            | 6                    | 19%            | 1                    | 20%            | 4                       | 16%            |
|   | Gender             | Female     | 16                     | 20%            | 2                        | 20%            | 9                    | 30%            | 0                    | 0%             | 9                       | 36%            |
|   |                    | Male       | 64                     | 80%            | 8                        | 80%            | 21                   | 70%            | 5                    | 100%           | 16                      | 64%            |
|   |                    | Unknown    | 2                      |                | 0                        |                | 1                    |                | 0                    |                | 0                       |                |
|   | Race/<br>Ethnicity | Am. Indian | 4                      | 7%             | 0                        | 0%             | 3                    | 13%            | 0                    | 0%             | 2                       | 10%            |
|   |                    | Hispanic   | 4                      | 7%             | 0                        | 0%             | 0                    | 0%             | 0                    | 0%             | 0                       | 0%             |
|   |                    | White      | 53                     | 87%            | 7                        | 100%           | 20                   | 87%            | 5                    | 100%           | 18                      | 90%            |
|   |                    | Unknown    | 21                     |                | 3                        |                | 8                    |                | 0                    |                | 5                       |                |
|   | District Total     |            |                        | 82             | 100%                     | 10             | 100%                 | 31             | 100%                 | 5              | 100%                    | 25             |

\*Percent of total cases is calculated using the valid percent (cases with unknown gender or unknown race/ethnicity are not included).

## District 8

| Juvenile Probation Activity - Cases<br>by Age Group<br>County |           |            |                     |                       |                   |                   |                      |
|---|-----------|------------|---------------------|-----------------------|-------------------|-------------------|----------------------|
| District  | County    | Age Group  | Placed on Probation | Out-of-home Placement | Motions to Revoke | Probation Revoked | Satisfactory Release |
| D8  | Boyd      | 11-13      | 1                   | 1                     | 0                 | 0                 | 0                    |
|   |           | 16         | 2                   | 0                     | 0                 | 0                 | 0                    |
|   | Brown     | 14-15      | 1                   | 0                     | 0                 | 0                 | 1                    |
|   |           | 16         | 5                   | 0                     | 0                 | 0                 | 3                    |
|   |           | 17         | 3                   | 0                     | 0                 | 0                 | 1                    |
|   | Cherry    | 10 & under | 2                   | 0                     | 0                 | 0                 | 1                    |
|   |           | 11-13      | 2                   | 1                     | 0                 | 0                 | 0                    |
|   |           | 14-15      | 4                   | 0                     | 3                 | 0                 | 2                    |
|   |           | 16         | 1                   | 1                     | 2                 | 0                 | 0                    |
|   |           | 17         | 4                   | 2                     | 3                 | 0                 | 0                    |
|   | Custer    | 11-13      | 3                   | 1                     | 1                 | 0                 | 1                    |
|   |           | 14-15      | 11                  | 1                     | 5                 | 0                 | 3                    |
|   |           | 16         | 5                   | 0                     | 4                 | 0                 | 4                    |
|   |           | 17         | 9                   | 0                     | 3                 | 0                 | 2                    |
|   | Garfield  | 17         | 1                   | 0                     | 0                 | 1                 | 0                    |
|   | Holt      | 11-13      | 1                   | 0                     | 0                 | 0                 | 1                    |
|   |           | 14-15      | 11                  | 2                     | 5                 | 0                 | 1                    |
|   |           | 16         | 4                   | 1                     | 0                 | 0                 | 0                    |
|   |           | 17         | 2                   | 0                     | 0                 | 0                 | 0                    |
|   | Howard    | 11-13      | 1                   | 0                     | 0                 | 0                 | 0                    |
|   |           | 14-15      | 1                   | 0                     | 2                 | 0                 | 2                    |
|   | Keya Paha | 16         | 2                   | 0                     | 0                 | 0                 | 0                    |
|   | Rock      | 14-15      | 1                   | 0                     | 0                 | 0                 | 0                    |
|   | Sherman   | 11-13      | 1                   | 0                     | 0                 | 0                 | 0                    |
|   |           | 14-15      | 2                   | 0                     | 0                 | 0                 | 0                    |
|   |           | 17         | 1                   | 0                     | 0                 | 0                 | 1                    |
|   | Valley    | 14-15      | 0                   | 0                     | 0                 | 0                 | 1                    |
|   |           | 16         | 1                   | 0                     | 3                 | 4                 | 1                    |

## District 8

| Juvenile Probation Activity - Cases<br>by Gender<br>County |           |         |                     |                       |                   |                   |                      |
|--|-----------|---------|---------------------|-----------------------|-------------------|-------------------|----------------------|
| District   | County    | Gender  | Placed on Probation | Out-of-home Placement | Motions to Revoke | Probation Revoked | Satisfactory Release |
| D8   | Boyd      | Female  | 1                   | 1                     | 0                 | 0                 | 0                    |
|  |           | Male    | 2                   | 0                     | 0                 | 0                 | 0                    |
|  | Brown     | Female  | 3                   | 0                     | 0                 | 0                 | 1                    |
|  |           | Male    | 6                   | 0                     | 0                 | 0                 | 4                    |
|  | Cherry    | Female  | 3                   | 1                     | 2                 | 0                 | 2                    |
|  |           | Male    | 10                  | 3                     | 6                 | 0                 | 1                    |
|  | Custer    | Female  | 3                   | 0                     | 1                 | 0                 | 3                    |
|  |           | Male    | 24                  | 2                     | 12                | 0                 | 7                    |
|  |           | Unknown | 1                   | 0                     | 0                 | 0                 | 0                    |
|  | Garfield  | Male    | 1                   | 0                     | 0                 | 1                 | 0                    |
|  | Holt      | Female  | 6                   | 0                     | 4                 | 0                 | 2                    |
|  |           | Male    | 11                  | 3                     | 0                 | 0                 | 0                    |
|  |           | Unknown | 1                   | 0                     | 1                 | 0                 | 0                    |
|  | Howard    | Male    | 2                   | 0                     | 2                 | 0                 | 2                    |
|  | Keya Paha | Male    | 2                   | 0                     | 0                 | 0                 | 0                    |
|  | Rock      | Male    | 1                   | 0                     | 0                 | 0                 | 0                    |
|  | Sherman   | Male    | 4                   | 0                     | 0                 | 0                 | 1                    |
|  | Valley    | Female  | 0                   | 0                     | 2                 | 0                 | 1                    |
| Male   |           | 1       | 0                   | 1                     | 4                 | 1                 |                      |



## District 8

| Juvenile Probation Activity - Cases<br>by Race/Ethnicity<br>County |           |            |                     |                       |                   |                   |                      |
|--|-----------|------------|---------------------|-----------------------|-------------------|-------------------|----------------------|
| District   | County    | Gender     | Placed on Probation | Out-of-home Placement | Motions to Revoke | Probation Revoked | Satisfactory Release |
| D8   | Boyd      | Unknown    | 3                   | 1                     | 0                 | 0                 | 0                    |
|  | Brown     | White      | 9                   | 0                     | 0                 | 0                 | 5                    |
|  | Cherry    | Am. Indian | 4                   | 0                     | 3                 | 0                 | 2                    |
|  |           | White      | 8                   | 4                     | 5                 | 0                 | 1                    |
|  |           | Unknown    | 1                   | 0                     | 0                 | 0                 | 0                    |
|  | Custer    | Hispanic   | 2                   | 0                     | 0                 | 0                 | 0                    |
|  |           | White      | 17                  | 0                     | 10                | 0                 | 6                    |
|  |           | Unknown    | 9                   | 2                     | 3                 | 0                 | 4                    |
|  | Garfield  | White      | 1                   | 0                     | 0                 | 1                 | 0                    |
|  | Holt      | Hispanic   | 2                   | 0                     | 0                 | 0                 | 0                    |
|  |           | White      | 11                  | 3                     | 0                 | 0                 | 2                    |
|  |           | Unknown    | 5                   | 0                     | 5                 | 0                 | 0                    |
|  | Howard    | White      | 0                   | 0                     | 2                 | 0                 | 1                    |
|  |           | Unknown    | 2                   | 0                     | 0                 | 0                 | 1                    |
|  | Keya Paha | White      | 2                   | 0                     | 0                 | 0                 | 0                    |
|  | Rock      | Unknown    | 1                   | 0                     | 0                 | 0                 | 0                    |
|  | Sherman   | White      | 4                   | 0                     | 0                 | 0                 | 1                    |
| Valley   | White     | 1          | 0                   | 3                     | 4                 | 2                 |                      |

## District 8

### Part (d) Probation - Youth

*Nebraska Revised Statute 24-1007 (d) Juveniles placed on juvenile probation, the number of juveniles on probation in out-of-home care, the number of juveniles completing probation, the number of motions to revoke probation and probation revocations, and the average length of time on probation.*

The Juvenile Probation Activity - Youth data is provided from the Office of Probation's case management system, Nebraska Probation Application for Community Safety (NPACS). The table reports the number and percent of youth with various activity during the year. Youth are counted once in each category, regardless of the number of out-of-home placements, motions to revoke, or cases they may have in the court system. Age groups report age at the time of arrest, with the exception of the average length of probation, which reports age at the time of exit from probation.

| Juvenile Probation Activity - Youth<br>District |                 |                 |                     |            |                       |            |                   |            |                   |            |                      |            |                              |        |
|---|-----------------|-----------------|---------------------|------------|-----------------------|------------|-------------------|------------|-------------------|------------|----------------------|------------|------------------------------|--------|
| District  | Demo-graphic    | Cohort          | Placed on Probation |            | Out-of-home Placement |            | Motions to Revoke |            | Probation Revoked |            | Satisfactory Release |            | Average Length of Probation* |        |
|   |                 |                 | # of Youth          | % of Total | # of Youth            | % of Total | # of Youth        | % of Total | # of Youth        | % of Total | # of Youth           | % of Total | # of Youth                   | Months |
| D8  | Age Group       | 11-13           | 10                  | 19%        | 9                     | 35%        | 2                 | 15%        | 1                 | 25%        | 2                    | 9%         | 0                            | 0      |
|   |                 | 14-15           | 18                  | 35%        | 8                     | 31%        | 5                 | 38%        | 3                 | 75%        | 10                   | 43%        | 4                            | 12     |
|   |                 | 16              | 9                   | 17%        | 6                     | 23%        | 3                 | 23%        | 0                 | 0%         | 9                    | 39%        | 8                            | 11     |
|   |                 | 17              | 14                  | 27%        | 3                     | 12%        | 3                 | 23%        | 0                 | 0%         | 2                    | 9%         | 13                           | 10     |
|   |                 | 18              | 1                   | 2%         | 0                     | 0%         | 0                 | 0%         | 0                 | 0%         | 0                    | 0%         | 12                           | 14     |
|   | Gender          | Female          | 14                  | 27%        | 10                    | 38%        | 3                 | 23%        | 2                 | 50%        | 9                    | 39%        | 14                           | 12     |
|   |                 | Male            | 38                  | 73%        | 16                    | 62%        | 10                | 77%        | 2                 | 50%        | 14                   | 61%        | 23                           | 11     |
|   | Race            | Am. Indian      | 3                   | 6%         | 4                     | 15%        | 2                 | 15%        | 0                 | 0%         | 3                    | 13%        | 3                            | 8      |
|   |                 | Black           | 2                   | 4%         | 2                     | 8%         | 1                 | 8%         | 1                 | 25%        | 0                    | 0%         | 1                            | 13     |
|   |                 | White           | 44                  | 85%        | 18                    | 69%        | 9                 | 69%        | 3                 | 75%        | 20                   | 87%        | 32                           | 12     |
|   |                 | Other           | 3                   | 6%         | 2                     | 8%         | 1                 | 8%         | 0                 | 0%         | 0                    | 0%         | 1                            | 8      |
|   | Ethnicity       | Hispanic Origin | 3                   | 6%         | 2                     | 8%         | 1                 | 8%         | 0                 | 0%         | 0                    | 0%         | 1                            | 8      |
|   |                 | Non-Hispanic    | 49                  | 94%        | 24                    | 92%        | 12                | 92%        | 4                 | 100%       | 23                   | 100%       | 36                           | 12     |
|   | District Totals |                 |                     | 52         | 100%                  | 26         | 100%              | 13         | 100%              | 4          | 100%                 | 23         | 100%                         | 37     |

\*Probation is terminated at 19 years of age. The age group for 18 year olds average length of probation includes 18 and 19 year olds.

## District 8

Youth Level of Service/Case Management Inventory (YLS/CMI) is an assessment tool used to determine the level of risk and appropriate placement for youth on probation. The following table shows the classification results of youth upon entry and exit from probation.

| Classification based on Youth Level of Service/<br>Case Management Inventory Level |   |                        |      |                      |      |
|--|---|------------------------|------|----------------------|------|
| District   | Risk Category                                     | Initial Classification |      | Final Classification |      |
|  |   | #                      | %    | #                    | %    |
| D8   | Juvenile Community-Based Intervention (high risk) | 18                     | 35%  | 11                   | 30%  |
|  | Juvenile Community-Based Resource (low risk)      | 34                     | 65%  | 26                   | 70%  |
| Total Youth  |   | 52                     | 100% | 37                   | 100% |

\*No YLS/CMI assessment completed prior to termination of probation due to a brief probation term or successful completion of pre-adjudicated services.

As a part of the Interstate Compact on the Placement of Children (ICPC), Nebraska monitors youth from out of state. These are notated in county tables as “out of state.”

| Juvenile Probation Activity - Youth by Age Group<br>County |        |        |                     |                       |                   |                   |                      |                              |        |
|--|--------|--------|---------------------|-----------------------|-------------------|-------------------|----------------------|------------------------------|--------|
| District   | County | Cohort | Placed on Probation | Out-of-home Placement | Motions to Revoke | Probation Revoked | Satisfactory Release | Average Length of Probation* |        |
|  |        |        | # of Youth          | # of Youth            | # of Youth        | # of Youth        | # of Youth           | # of Youth                   | Months |
| D8   | Boyd   | 11-13  | 1                   | 1                     | 0                 | 0                 | 0                    | 0                            | 0      |
|  |        | 16     | 1                   | 1                     | 0                 | 0                 | 0                    | 0                            | 0      |
|  | Brown  | 14-15  | 0                   | 0                     | 0                 | 0                 | 1                    | 0                            | 0      |
|  |        | 16     | 1                   | 0                     | 0                 | 0                 | 2                    | 1                            | 6      |
|  |        | 17     | 3                   | 1                     | 0                 | 0                 | 0                    | 2                            | 10     |
|  | Cherry | 11-13  | 2                   | 2                     | 0                 | 0                 | 0                    | 0                            | 0      |
|  |        | 14-15  | 2                   | 3                     | 2                 | 0                 | 2                    | 1                            | 2      |
|  |        | 16     | 1                   | 1                     | 0                 | 0                 | 0                    | 0                            | 0      |
|  |        | 17     | 2                   | 0                     | 1                 | 0                 | 0                    | 1                            | 12     |
|  |        | 18     | 0                   | 0                     | 0                 | 0                 | 0                    | 1                            | 6      |
|  | Custer | 11-13  | 3                   | 3                     | 1                 | 1                 | 1                    | 0                            | 0      |
|  |        | 14-15  | 4                   | 1                     | 2                 | 0                 | 3                    | 1                            | 13     |
|  |        | 16     | 3                   | 0                     | 2                 | 0                 | 4                    | 3                            | 13     |
|  |        | 17     | 5                   | 1                     | 2                 | 0                 | 2                    | 5                            | 8      |
|  |        | 18     | 0                   | 0                     | 0                 | 0                 | 0                    | 6                            | 13     |

## District 8

| Juvenile Probation Activity - Youth by Age Group<br>County |              |        |                     |                       |                   |                   |                      |                              |        |
|--|--------------|--------|---------------------|-----------------------|-------------------|-------------------|----------------------|------------------------------|--------|
| District   | County       | Cohort | Placed on Probation | Out-of-home Placement | Motions to Revoke | Probation Revoked | Satisfactory Release | Average Length of Probation* |        |
|  |              |        | # of Youth          | # of Youth            | # of Youth        | # of Youth        | # of Youth           | # of Youth                   | Months |
| D8 Continued   | Garfield     | 17     | 2                   | 1                     | 0                 | 0                 | 0                    | 0                            | 0      |
|  |              | 18     | 0                   | 0                     | 0                 | 0                 | 0                    | 1                            | 6      |
|  | Holt         | 11-13  | 1                   | 0                     | 0                 | 0                 | 1                    | 0                            | 0      |
|  |              | 14-15  | 6                   | 3                     | 1                 | 2                 | 1                    | 1                            | 21     |
|  |              | 16     | 3                   | 3                     | 1                 | 0                 | 1                    | 4                            | 11     |
|  |              | 17     | 2                   | 0                     | 0                 | 0                 | 0                    | 1                            | 9      |
|  |              | 18     | 1                   | 0                     | 0                 | 0                 | 0                    | 1                            | 13     |
|  |              | 18     | 1                   | 0                     | 0                 | 0                 | 0                    | 1                            | 13     |
|  | Howard       | 11-13  | 2                   | 3                     | 1                 | 0                 | 0                    | 0                            | 0      |
|  |              | 14-15  | 1                   | 0                     | 0                 | 1                 | 1                    | 1                            | 11     |
|  |              | 16     | 0                   | 0                     | 0                 | 0                 | 1                    | 0                            | 0      |
|  |              | 17     | 0                   | 0                     | 0                 | 0                 | 0                    | 2                            | 8      |
|  |              | 18     | 0                   | 0                     | 0                 | 0                 | 0                    | 1                            | 22     |
|  | Keya Paha    | 14-15  | 2                   | 0                     | 0                 | 0                 | 0                    | 0                            | 0      |
|  | Out of State | 11-13  | 1                   | 0                     | 0                 | 0                 | 0                    | 0                            | 0      |
|  |              | 14-15  | 0                   | 0                     | 0                 | 0                 | 1                    | 0                            | 0      |
|  |              | 17     | 0                   | 0                     | 0                 | 0                 | 0                    | 1                            | 29     |
|  | Rock         | 14-15  | 2                   | 0                     | 0                 | 0                 | 0                    | 0                            | 0      |
|  | Sherman      | 14-15  | 1                   | 0                     | 0                 | 0                 | 0                    | 0                            | 0      |
|  | Valley       | 14-15  | 0                   | 1                     | 0                 | 0                 | 1                    | 0                            | 0      |
| 16   |              | 0      | 1                   | 0                     | 0                 | 1                 | 0                    | 0                            |        |
| 17   |              | 0      | 0                   | 0                     | 0                 | 0                 | 1                    | 7                            |        |
| 18   |              | 0      | 0                   | 0                     | 0                 | 0                 | 2                    | 23                           |        |

## District 8

| Juvenile Probation Activity - Youth by Gender<br>County |              |        |                     |                       |                   |                   |                      |                              |        |
|---|--------------|--------|---------------------|-----------------------|-------------------|-------------------|----------------------|------------------------------|--------|
| District  | County       | Cohort | Placed on Probation | Out-of-home Placement | Motions to Revoke | Probation Revoked | Satisfactory Release | Average Length of Probation* |        |
|   |              |        | # of Youth          | # of Youth            | # of Youth        | # of Youth        | # of Youth           | # of Youth                   | Months |
| D8  | Boyd         | Female | 1                   | 1                     | 0                 | 0                 | 0                    | 0                            | 0      |
|   |              | Male   | 1                   | 1                     | 0                 | 0                 | 0                    | 0                            | 0      |
|   | Brown        | Female | 1                   | 0                     | 0                 | 0                 | 0                    | 0                            | 0      |
|   |              | Male   | 3                   | 1                     | 0                 | 0                 | 3                    | 3                            | 9      |
|   | Cherry       | Female | 3                   | 3                     | 1                 | 0                 | 2                    | 1                            | 12     |
|   |              | Male   | 4                   | 3                     | 2                 | 0                 | 0                    | 2                            | 4      |
|   | Custer       | Female | 2                   | 0                     | 1                 | 0                 | 3                    | 6                            | 12     |
|   |              | Male   | 13                  | 5                     | 6                 | 1                 | 7                    | 9                            | 11     |
|   | Garfield     | Female | 1                   | 1                     | 0                 | 0                 | 0                    | 0                            | 0      |
|   |              | Male   | 1                   | 0                     | 0                 | 0                 | 0                    | 1                            | 6      |
|   | Holt         | Female | 3                   | 2                     | 1                 | 2                 | 3                    | 5                            | 15     |
|   |              | Male   | 10                  | 4                     | 1                 | 0                 | 0                    | 2                            | 7      |
|   | Howard       | Female | 1                   | 2                     | 0                 | 0                 | 0                    | 1                            | 11     |
|   |              | Male   | 2                   | 1                     | 1                 | 1                 | 2                    | 3                            | 12     |
|   | Keya Paha    | Male   | 2                   | 0                     | 0                 | 0                 | 0                    | 0                            | 0      |
|   | Out of State | Female | 1                   | 0                     | 0                 | 0                 | 0                    | 0                            | 0      |
|   |              | Male   | 0                   | 0                     | 0                 | 0                 | 1                    | 1                            | 29     |
|   | Rock         | Female | 1                   | 0                     | 0                 | 0                 | 0                    | 0                            | 0      |
|   |              | Male   | 1                   | 0                     | 0                 | 0                 | 0                    | 0                            | 0      |
|   | Sherman      | Male   | 1                   | 0                     | 0                 | 0                 | 0                    | 0                            | 0      |
| Valley  | Female       | 0      | 1                   | 0                     | 0                 | 1                 | 1                    | 7                            |        |
|   | Male         | 0      | 1                   | 0                     | 0                 | 1                 | 2                    | 23                           |        |

## District 8

### Juvenile Probation Activity - Youth by Race County

| District | County       | Cohort     | Placed on Probation | Out-of-home Placement | Motions to Revoke | Probation Revoked | Satisfactory Release | Average Length of Probation* |        |
|----------|--------------|------------|---------------------|-----------------------|-------------------|-------------------|----------------------|------------------------------|--------|
|          |              |            | # of Youth          | # of Youth            | # of Youth        | # of Youth        | # of Youth           | # of Youth                   | Months |
| D8       | Boyd         | Black      | 1                   | 1                     | 0                 | 0                 | 0                    | 0                            | 0      |
|          |              | White      | 1                   | 1                     | 0                 | 0                 | 0                    | 0                            | 0      |
|          | Brown        | White      | 4                   | 1                     | 0                 | 0                 | 3                    | 3                            | 9      |
|          | Cherry       | Am. Indian | 2                   | 4                     | 2                 | 0                 | 1                    | 1                            | 2      |
|          |              | White      | 5                   | 2                     | 1                 | 0                 | 1                    | 2                            | 9      |
|          | Custer       | Am. Indian | 1                   | 0                     | 0                 | 0                 | 2                    | 2                            | 11     |
|          |              | Black      | 1                   | 1                     | 1                 | 1                 | 0                    | 1                            | 13     |
|          |              | White      | 12                  | 4                     | 6                 | 0                 | 8                    | 11                           | 11     |
|          |              | Other      | 1                   | 0                     | 0                 | 0                 | 0                    | 1                            | 8      |
|          | Garfield     | White      | 2                   | 1                     | 0                 | 0                 | 0                    | 1                            | 6      |
|          | Holt         | White      | 12                  | 4                     | 1                 | 2                 | 3                    | 7                            | 13     |
|          |              | Other      | 1                   | 2                     | 1                 | 0                 | 0                    | 0                            | 0      |
|          | Howard       | White      | 3                   | 3                     | 1                 | 1                 | 2                    | 4                            | 12     |
|          | Keya Paha    | White      | 2                   | 0                     | 0                 | 0                 | 0                    | 0                            | 0      |
|          | Out of State | White      | 0                   | 0                     | 0                 | 0                 | 1                    | 1                            | 29     |
|          |              | Other      | 1                   | 0                     | 0                 | 0                 | 0                    | 0                            | 0      |
|          | Rock         | White      | 2                   | 0                     | 0                 | 0                 | 0                    | 0                            | 0      |
|          | Sherman      | White      | 1                   | 0                     | 0                 | 0                 | 0                    | 0                            | 0      |
| Valley   | White        | 0          | 2                   | 0                     | 0                 | 2                 | 3                    | 17                           |        |

## District 8

| Juvenile Probation Activity - Youth by Ethnicity |              |                 |                     |                       |                   |                   |                      |                              |        |
|--|--------------|-----------------|---------------------|-----------------------|-------------------|-------------------|----------------------|------------------------------|--------|
| County   |              |                 |                     |                       |                   |                   |                      |                              |        |
| District   | County       | Cohort          | Placed on Probation | Out-of-home Placement | Motions to Revoke | Probation Revoked | Satisfactory Release | Average Length of Probation* |        |
|  |              |                 | # of Youth          | # of Youth            | # of Youth        | # of Youth        | # of Youth           | # of Youth                   | Months |
| D8   | Boyd         | Non-Hispanic    | 2                   | 2                     | 0                 | 0                 | 0                    | 0                            | 0      |
|  | Brown        | Non-Hispanic    | 4                   | 1                     | 0                 | 0                 | 3                    | 3                            | 9      |
|  | Cherry       | Non-Hispanic    | 7                   | 6                     | 3                 | 0                 | 2                    | 3                            | 7      |
|  | Custer       | Hispanic Origin | 1                   | 0                     | 0                 | 0                 | 0                    | 1                            | 8      |
|  |              | Non-Hispanic    | 14                  | 5                     | 7                 | 1                 | 10                   | 14                           | 11     |
|  | Garfield     | Non-Hispanic    | 2                   | 1                     | 0                 | 0                 | 0                    | 1                            | 6      |
|  | Holt         | Hispanic Origin | 1                   | 2                     | 1                 | 0                 | 0                    | 0                            | 0      |
|  |              | Non-Hispanic    | 12                  | 4                     | 1                 | 2                 | 3                    | 7                            | 13     |
|  | Howard       | Non-Hispanic    | 3                   | 3                     | 1                 | 1                 | 2                    | 4                            | 12     |
|  | Keya Paha    | Non-Hispanic    | 2                   | 0                     | 0                 | 0                 | 0                    | 0                            | 0      |
|  | Out of State | Hispanic Origin | 1                   | 0                     | 0                 | 0                 | 0                    | 0                            | 0      |
|  |              | Non-Hispanic    | 0                   | 0                     | 0                 | 0                 | 1                    | 1                            | 29     |
|  | Rock         | Non-Hispanic    | 2                   | 0                     | 0                 | 0                 | 0                    | 0                            | 0      |
| Sherman  | Non-Hispanic | 1               | 0                   | 0                     | 0                 | 0                 | 0                    | 0                            |        |
| Valley   | Non-Hispanic | 0               | 2                   | 0                     | 0                 | 2                 | 3                    | 17                           |        |
| D9   | Buffalo      | Hispanic Origin | 15                  | 5                     | 2                 | 1                 | 8                    | 8                            | 13     |
|  |              | Non-Hispanic    | 60                  | 32                    | 28                | 3                 | 41                   | 53                           | 13     |
|  | Hall         | Hispanic Origin | 117                 | 31                    | 53                | 5                 | 58                   | 77                           | 10     |
|  |              | Non-Hispanic    | 108                 | 41                    | 44                | 7                 | 85                   | 106                          | 11     |
|  | Out of State | Hispanic Origin | 1                   | 0                     | 0                 | 0                 | 1                    | 1                            | 4      |
|  |              | Non-Hispanic    | 1                   | 0                     | 0                 | 0                 | 1                    | 0                            | 0      |

## Part (e) Juveniles With Access to Counsel

*Nebraska Revised Statute 24-1007 (e) juveniles with and without access to counsel in juvenile and adult court, both appointed and retained.*

The Juveniles with Access to Counsel table displays the percent of juveniles represented by an attorney in criminal cases from county court and district court and juvenile cases from county court and separate juvenile court. Data includes new cases filed and cases transferred from one county to another during calendar year 2015. Cases filed in 2015 may not have reached the sentencing/adjudication stage of proceedings.

| Juveniles With Access to Counsel<br>District |                |            |                            |                   |                |                |                            |                   |                |                |
|--|----------------|------------|----------------------------|-------------------|----------------|----------------|----------------------------|-------------------|----------------|----------------|
| District                                     | Demo-graphic   | Cohort     | Criminal Court Cases       |                   |                |                | Juvenile Court Cases       |                   |                |                |
|  |                |            | Total Criminal Court Cases | # Without Counsel | # With Counsel | % With Counsel | Total Juvenile Court Cases | # Without Counsel | # With Counsel | % With Counsel |
| D8   | Age Group      | 10 & under | 2                          | 0                 | 2              | 100%           | 4                          | 4                 | 0              | 0%             |
|  |                | 11-13      | 1                          | 1                 | 0              | 0%             | 10                         | 4                 | 6              | 60%            |
|  |                | 14-15      | 17                         | 13                | 4              | 24%            | 42                         | 25                | 17             | 40%            |
|  |                | 16         | 26                         | 24                | 2              | 8%             | 30                         | 14                | 16             | 53%            |
|  |                | 17         | 53                         | 40                | 13             | 25%            | 29                         | 17                | 12             | 41%            |
|  | Gender         | Female     | 24                         | 21                | 3              | 13%            | 34                         | 20                | 14             | 41%            |
|  |                | Male       | 73                         | 55                | 18             | 25%            | 81                         | 44                | 37             | 46%            |
|  |                | Unknown    | 2                          | 2                 | 0              | 0%             | 0                          | 0                 | 0              | 0%             |
|  | Race/Ethnicity | Am. Indian | 1                          | 0                 | 1              | 100%           | 4                          | 2                 | 2              | 50%            |
|  |                | Hispanic   | 3                          | 3                 | 0              | 0%             | 5                          | 2                 | 3              | 60%            |
|  |                | White      | 63                         | 54                | 9              | 14%            | 69                         | 47                | 22             | 32%            |
|  |                | Other      | 0                          | 0                 | 0              | 0%             | 2                          | 1                 | 1              | 50%            |
|  |                | Unknown    | 32                         | 21                | 11             | 34%            | 35                         | 12                | 23             | 66%            |
| District Total                               |                |            | 99                         | 78                | 21             | 21%            | 115                        | 64                | 51             | 44%            |



## District 8

### Juveniles With Access to Counsel by Age Group County

| District  | County   | Cohort     | Criminal Court Cases |                   |                |                | Juvenile Court Cases |                   |                |                |
|-----------|----------|------------|----------------------|-------------------|----------------|----------------|----------------------|-------------------|----------------|----------------|
|           |          |            | Total Cases          | # Without Counsel | # With Counsel | % With Counsel | Total Cases          | # Without Counsel | # With Counsel | % With Counsel |
| D8        | Boyd     | 11-13      | 0                    | 0                 | 0              | 0%             | 1                    | 1                 | 0              | 0%             |
|           |          | 16         | 0                    | 0                 | 0              | 0%             | 2                    | 0                 | 2              | 100%           |
|           |          | 17         | 2                    | 2                 | 0              | 0%             | 3                    | 1                 | 2              | 67%            |
|           | Brown    | 14-15      | 1                    | 0                 | 1              | 100%           | 3                    | 2                 | 1              | 33%            |
|           |          | 16         | 2                    | 2                 | 0              | 0%             | 5                    | 4                 | 1              | 20%            |
|           |          | 17         | 8                    | 4                 | 4              | 50%            | 3                    | 3                 | 0              | 0%             |
|           | Cherry   | 10 & under | 2                    | 0                 | 2              | 100%           | 2                    | 2                 | 0              | 0%             |
|           |          | 11-13      | 0                    | 0                 | 0              | 0%             | 2                    | 0                 | 2              | 100%           |
|           |          | 14-15      | 4                    | 1                 | 3              | 75%            | 3                    | 0                 | 3              | 100%           |
|           |          | 16         | 3                    | 2                 | 1              | 33%            | 0                    | 0                 | 0              | 0%             |
|           |          | 17         | 7                    | 4                 | 3              | 43%            | 3                    | 0                 | 3              | 100%           |
|           | Custer   | 10 & under | 0                    | 0                 | 0              | 0%             | 1                    | 1                 | 0              | 0%             |
|           |          | 11-13      | 0                    | 0                 | 0              | 0%             | 4                    | 2                 | 2              | 50%            |
|           |          | 14-15      | 4                    | 4                 | 0              | 0%             | 13                   | 7                 | 6              | 46%            |
|           |          | 16         | 5                    | 4                 | 1              | 20%            | 8                    | 3                 | 5              | 63%            |
|           |          | 17         | 7                    | 5                 | 2              | 29%            | 8                    | 5                 | 3              | 38%            |
|           | Garfield | 14-15      | 1                    | 1                 | 0              | 0%             | 1                    | 1                 | 0              | 0%             |
|           |          | 16         | 1                    | 1                 | 0              | 0%             | 0                    | 0                 | 0              | 0%             |
|           |          | 17         | 4                    | 4                 | 0              | 0%             | 2                    | 1                 | 1              | 50%            |
|           | Greeley  | 14-15      | 0                    | 0                 | 0              | 0%             | 2                    | 2                 | 0              | 0%             |
|           |          | 16         | 0                    | 0                 | 0              | 0%             | 3                    | 1                 | 2              | 67%            |
|           |          | 17         | 0                    | 0                 | 0              | 0%             | 1                    | 1                 | 0              | 0%             |
|           | Holt     | 10 & under | 0                    | 0                 | 0              | 0%             | 1                    | 1                 | 0              | 0%             |
|           |          | 11-13      | 0                    | 0                 | 0              | 0%             | 1                    | 1                 | 0              | 0%             |
|           |          | 14-15      | 2                    | 2                 | 0              | 0%             | 13                   | 11                | 2              | 15%            |
|           |          | 16         | 5                    | 5                 | 0              | 0%             | 8                    | 4                 | 4              | 50%            |
|           |          | 17         | 14                   | 10                | 4              | 29%            | 8                    | 5                 | 3              | 38%            |
|           | Howard   | 11-13      | 1                    | 1                 | 0              | 0%             | 1                    | 0                 | 1              | 100%           |
| 14-15     |          | 3          | 3                    | 0                 | 0%             | 2              | 1                    | 1                 | 50%            |                |
| 16        |          | 7          | 7                    | 0                 | 0%             | 0              | 0                    | 0                 | 0%             |                |
| 17        |          | 4          | 4                    | 0                 | 0%             | 0              | 0                    | 0                 | 0%             |                |
| Keya Paha | 14-15    | 2          | 2                    | 0                 | 0%             | 0              | 0                    | 0                 | 0%             |                |
|           | 16       | 0          | 0                    | 0                 | 0%             | 2              | 0                    | 2                 | 100%           |                |
|           | 17       | 6          | 6                    | 0                 | 0%             | 0              | 0                    | 0                 | 0%             |                |
| Loup      | 16       | 1          | 1                    | 0                 | 0%             | 0              | 0                    | 0                 | 0%             |                |

## District 8

### Juveniles With Access to Counsel by Age Group County

| District    | County  | Cohort | Criminal Court Cases |                   |                |                | Juvenile Court Cases |                   |                |                |
|-------------|---------|--------|----------------------|-------------------|----------------|----------------|----------------------|-------------------|----------------|----------------|
|             |         |        | Total Cases          | # Without Counsel | # With Counsel | % With Counsel | Total Cases          | # Without Counsel | # With Counsel | % With Counsel |
| D8<br>Cont. | Rock    | 14-15  | 0                    | 0                 | 0              | 0%             | 1                    | 1                 | 0              | 0%             |
|             | Sherman | 11-13  | 0                    | 0                 | 0              | 0%             | 1                    | 0                 | 1              | 100%           |
|             |         | 14-15  | 0                    | 0                 | 0              | 0%             | 4                    | 0                 | 4              | 100%           |
|             |         | 17     | 1                    | 1                 | 0              | 0%             | 1                    | 1                 | 0              | 0%             |
|             | Valley  | 16     | 2                    | 2                 | 0              | 0%             | 2                    | 2                 | 0              | 0%             |

### Juveniles With Access to Counsel by Gender County

| District | County    | Cohort  | Criminal Court Cases |                   |                |                | Juvenile Court Cases |                   |                |                |
|----------|-----------|---------|----------------------|-------------------|----------------|----------------|----------------------|-------------------|----------------|----------------|
|          |           |         | Total Cases          | # Without Counsel | # With Counsel | % With Counsel | Total Cases          | # Without Counsel | # With Counsel | % With Counsel |
| D8       | Boyd      | Female  | 1                    | 1                 | 0              | 0%             | 3                    | 1                 | 2              | 67%            |
|          |           | Male    | 1                    | 1                 | 0              | 0%             | 3                    | 1                 | 2              | 67%            |
|          | Brown     | Female  | 1                    | 1                 | 0              | 0%             | 3                    | 3                 | 0              | 0%             |
|          |           | Male    | 10                   | 5                 | 5              | 50%            | 8                    | 6                 | 2              | 25%            |
|          | Cherry    | Female  | 3                    | 2                 | 1              | 33%            | 4                    | 0                 | 4              | 100%           |
|          |           | Male    | 13                   | 5                 | 8              | 62%            | 6                    | 2                 | 4              | 67%            |
|          | Custer    | Female  | 4                    | 4                 | 0              | 0%             | 8                    | 5                 | 3              | 38%            |
|          |           | Male    | 12                   | 9                 | 3              | 25%            | 26                   | 13                | 13             | 50%            |
|          | Garfield  | Female  | 1                    | 1                 | 0              | 0%             | 2                    | 1                 | 1              | 50%            |
|          |           | Male    | 5                    | 5                 | 0              | 0%             | 1                    | 1                 | 0              | 0%             |
|          | Greeley   | Female  | 0                    | 0                 | 0              | 0%             | 1                    | 1                 | 0              | 0%             |
|          |           | Male    | 0                    | 0                 | 0              | 0%             | 5                    | 3                 | 2              | 40%            |
|          | Holt      | Female  | 7                    | 5                 | 2              | 29%            | 12                   | 9                 | 3              | 25%            |
|          |           | Male    | 14                   | 12                | 2              | 14%            | 19                   | 13                | 6              | 32%            |
|          | Howard    | Female  | 5                    | 5                 | 0              | 0%             | 1                    | 0                 | 1              | 100%           |
|          |           | Male    | 8                    | 8                 | 0              | 0%             | 2                    | 1                 | 1              | 50%            |
|          |           | Unknown | 2                    | 2                 | 0              | 0%             | 0                    | 0                 | 0              | 0%             |
|          | Keya Paha | Female  | 1                    | 1                 | 0              | 0%             | 0                    | 0                 | 0              | 0%             |
|          |           | Male    | 7                    | 7                 | 0              | 0%             | 2                    | 0                 | 2              | 100%           |
|          | Loup      | Female  | 1                    | 1                 | 0              | 0%             | 0                    | 0                 | 0              | 0%             |
| Rock     | Male      | 0       | 0                    | 0                 | 0%             | 1              | 1                    | 0                 | 0%             |                |
| Sherman  | Male      | 1       | 1                    | 0                 | 0%             | 6              | 1                    | 5                 | 83%            |                |
| Valley   | Male      | 2       | 2                    | 0                 | 0%             | 2              | 2                    | 0                 | 0%             |                |

## District 8

### Juveniles With Access to Counsel by Race/Ethnicity County

| District | County    | Cohort     | Criminal Court Cases |                   |                |                | Juvenile Court Cases |                   |                |                |
|----------|-----------|------------|----------------------|-------------------|----------------|----------------|----------------------|-------------------|----------------|----------------|
|          |           |            | Total Cases          | # Without Counsel | # With Counsel | % With Counsel | Total Cases          | # Without Counsel | # With Counsel | % With Counsel |
| D8       | Boyd      | White      | 1                    | 1                 | 0              | 0%             | 1                    | 1                 | 0              | 0%             |
|          |           | Unknown    | 1                    | 1                 | 0              | 0%             | 5                    | 1                 | 4              | 80%            |
|          | Brown     | White      | 9                    | 6                 | 3              | 33%            | 10                   | 9                 | 1              | 10%            |
|          |           | Unknown    | 2                    | 0                 | 2              | 100%           | 1                    | 0                 | 1              | 100%           |
|          | Cherry    | Am. Indian | 1                    | 0                 | 1              | 100%           | 4                    | 2                 | 2              | 50%            |
|          |           | White      | 3                    | 2                 | 1              | 33%            | 5                    | 0                 | 5              | 100%           |
|          |           | Unknown    | 12                   | 5                 | 7              | 58%            | 1                    | 0                 | 1              | 100%           |
|          | Custer    | White      | 7                    | 6                 | 1              | 14%            | 18                   | 12                | 6              | 33%            |
|          |           | Unknown    | 9                    | 7                 | 2              | 22%            | 16                   | 6                 | 10             | 63%            |
|          | Garfield  | White      | 5                    | 5                 | 0              | 0%             | 1                    | 1                 | 0              | 0%             |
|          |           | Other      | 0                    | 0                 | 0              | 0%             | 2                    | 1                 | 1              | 50%            |
|          |           | Unknown    | 1                    | 1                 | 0              | 0%             | 0                    | 0                 | 0              | 0%             |
|          | Greeley   | White      | 0                    | 0                 | 0              | 0%             | 4                    | 4                 | 0              | 0%             |
|          |           | Unknown    | 0                    | 0                 | 0              | 0%             | 2                    | 0                 | 2              | 100%           |
|          | Holt      | Hispanic   | 2                    | 2                 | 0              | 0%             | 5                    | 2                 | 3              | 60%            |
|          |           | White      | 19                   | 15                | 4              | 21%            | 22                   | 17                | 5              | 23%            |
|          |           | Unknown    | 0                    | 0                 | 0              | 0%             | 4                    | 3                 | 1              | 25%            |
|          | Howard    | Hispanic   | 1                    | 1                 | 0              | 0%             | 0                    | 0                 | 0              | 0%             |
|          |           | White      | 8                    | 8                 | 0              | 0%             | 0                    | 0                 | 0              | 0%             |
|          |           | Unknown    | 6                    | 6                 | 0              | 0%             | 3                    | 1                 | 2              | 67%            |
|          | Keya Paha | White      | 7                    | 7                 | 0              | 0%             | 2                    | 0                 | 2              | 100%           |
|          |           | Unknown    | 1                    | 1                 | 0              | 0%             | 0                    | 0                 | 0              | 0%             |
|          | Loup      | White      | 1                    | 1                 | 0              | 0%             | 0                    | 0                 | 0              | 0%             |
|          | Rock      | Unknown    | 0                    | 0                 | 0              | 0%             | 1                    | 1                 | 0              | 0%             |
|          | Sherman   | White      | 1                    | 1                 | 0              | 0%             | 4                    | 1                 | 3              | 75%            |
|          |           | Unknown    | 0                    | 0                 | 0              | 0%             | 2                    | 0                 | 2              | 100%           |
|          | Valley    | White      | 2                    | 2                 | 0              | 0%             | 2                    | 2                 | 0              | 0%             |

# District 9

## Part (a) Adjudication of Juvenile Petitions

*Nebraska Revised Statute 24-1007 (a) Juveniles prosecuted in juvenile court under subdivision (1), (2), (3), or (4) of section 43-247, including the total number of filings and adjudications.*

The Juvenile Petitions and Adjudications tables report the number of new juvenile cases and corresponding percent of adjudications by case type and demographic for cases filed in 2015. The data consists of both county court and separate juvenile court cases. Cases with multiple charges, pleas or findings are counted once per case. Supplemental petitions are not included in this data set. Cases filed in November or December of 2015 may not have reached the adjudication stage of proceedings.

| Number of Juvenile Cases and Adjudication by Case Type<br>District |                  |                 |            |            |                |            |            |             |            |            |            |            |            |
|--|------------------|-----------------|------------|------------|----------------|------------|------------|-------------|------------|------------|------------|------------|------------|
| District   | Demo-<br>graphic | Traffic Offense |            |            | Status Offense |            |            | Misdemeanor |            |            | Felony     |            |            |
|  |                  | #<br>Cases      | #<br>Admit | %<br>Admit | #<br>Cases     | #<br>Admit | %<br>Admit | #<br>Cases  | #<br>Admit | %<br>Admit | #<br>Cases | #<br>Admit | %<br>Admit |
| D9   | 10 & under       | 0               | 0          | 0%         | 0              | 0          | 0%         | 6           | 5          | 83%        | 0          | 0          | 0%         |
|  | 11-13            | 0               | 0          | 0%         | 8              | 6          | 75%        | 51          | 38         | 75%        | 9          | 7          | 78%        |
|  | 14-15            | 0               | 0          | 0%         | 33             | 28         | 85%        | 152         | 115        | 76%        | 38         | 33         | 87%        |
|  | 16               | 0               | 0          | 0%         | 7              | 5          | 71%        | 127         | 95         | 75%        | 30         | 23         | 77%        |
|  | 17               | 0               | 0          | 0%         | 2              | 1          | 50%        | 90          | 71         | 79%        | 17         | 16         | 94%        |
|  | Female           | 0               | 0          | 0%         | 26             | 20         | 77%        | 108         | 82         | 76%        | 14         | 12         | 86%        |
|  | Male             | 0               | 0          | 0%         | 24             | 20         | 83%        | 317         | 241        | 76%        | 79         | 66         | 84%        |
|  | Unknown          | 0               | 0          | 0%         | 0              | 0          | 0%         | 1           | 1          | 100%       | 1          | 1          | 100%       |
|  | Am. Indian       | 0               | 0          | 0%         | 0              | 0          | 0%         | 2           | 2          | 100%       | 0          | 0          | 0%         |
|  | Black            | 0               | 0          | 0%         | 0              | 0          | 0%         | 6           | 4          | 67%        | 1          | 1          | 100%       |
|  | Hispanic         | 0               | 0          | 0%         | 3              | 2          | 67%        | 30          | 26         | 87%        | 4          | 4          | 100%       |
|  | White            | 0               | 0          | 0%         | 2              | 1          | 50%        | 46          | 39         | 85%        | 17         | 14         | 82%        |
| Unknown  | 0                | 0               | 0%         | 45         | 37             | 82%        | 342        | 253         | 74%        | 72         | 60         | 83%        |            |
| District Total   |                  | 0               | 0          | 0%         | 50             | 40         | 80%        | 426         | 324        | 76%        | 94         | 79         | 84%        |

## District 9

### Juvenile Cases and Adjudication by Case Type and Age Group County

| District | County  | Age Group  | Traffic Offense |         |         | Status Offense |         |         | Misdemeanor |         |         | Felony  |         |         |
|----------|---------|------------|-----------------|---------|---------|----------------|---------|---------|-------------|---------|---------|---------|---------|---------|
|          |         |            | # Cases         | # Admit | % Admit | # Cases        | # Admit | % Admit | # Cases     | # Admit | % Admit | # Cases | # Admit | % Admit |
| D9       | Buffalo | 10 & under | 0               | 0       | 0%      | 0              | 0       | 0%      | 1           | 1       | 100%    | 0       | 0       | 0%      |
|          |         | 11-13      | 0               | 0       | 0%      | 2              | 1       | 50%     | 9           | 7       | 78%     | 0       | 0       | 0%      |
|          |         | 14-15      | 0               | 0       | 0%      | 3              | 2       | 67%     | 51          | 37      | 73%     | 9       | 7       | 78%     |
|          |         | 16         | 0               | 0       | 0%      | 0              | 0       | 0%      | 28          | 22      | 79%     | 16      | 12      | 75%     |
|          |         | 17         | 0               | 0       | 0%      | 1              | 1       | 100%    | 18          | 14      | 78%     | 2       | 1       | 50%     |
|          | Hall    | 10 & under | 0               | 0       | 0%      | 0              | 0       | 0%      | 5           | 4       | 80%     | 0       | 0       | 0%      |
|          |         | 11-13      | 0               | 0       | 0%      | 6              | 5       | 83%     | 42          | 31      | 74%     | 9       | 7       | 78%     |
|          |         | 14-15      | 0               | 0       | 0%      | 30             | 26      | 87%     | 101         | 78      | 77%     | 29      | 26      | 90%     |
|          |         | 16         | 0               | 0       | 0%      | 7              | 5       | 71%     | 99          | 73      | 74%     | 14      | 11      | 79%     |
|          |         | 17         | 0               | 0       | 0%      | 1              | 0       | 0%      | 72          | 57      | 79%     | 15      | 15      | 100%    |

### Juvenile Cases and Adjudication by Case Type and Gender County

| District | County  | Gender  | Traffic Offense |         |         | Status Offense |         |         | Misdemeanor |         |         | Felony  |         |         |
|----------|---------|---------|-----------------|---------|---------|----------------|---------|---------|-------------|---------|---------|---------|---------|---------|
|          |         |         | # Cases         | # Admit | % Admit | # Cases        | # Admit | % Admit | # Cases     | # Admit | % Admit | # Cases | # Admit | % Admit |
| D9       | Buffalo | Female  | 0               | 0       | 0%      | 3              | 2       | 67%     | 22          | 17      | 77%     | 0       | 0       | 0%      |
|          |         | Male    | 0               | 0       | 0%      | 3              | 2       | 67%     | 85          | 64      | 75%     | 27      | 20      | 74%     |
|          | Hall    | Female  | 0               | 0       | 0%      | 23             | 18      | 78%     | 86          | 65      | 76%     | 14      | 12      | 86%     |
|          |         | Male    | 0               | 0       | 0%      | 21             | 18      | 86%     | 232         | 177     | 76%     | 52      | 46      | 88%     |
|          |         | Unknown | 0               | 0       | 0%      | 0              | 0       | 0%      | 1           | 1       | 100%    | 1       | 1       | 100%    |

### Juvenile Cases and Adjudication by Case Type and Race/Ethnicity County

| District | County  | Race       | Traffic Offense |         |         | Status Offense |         |         | Misdemeanor |         |         | Felony  |         |         |
|----------|---------|------------|-----------------|---------|---------|----------------|---------|---------|-------------|---------|---------|---------|---------|---------|
|          |         |            | # Cases         | # Admit | % Admit | # Cases        | # Admit | % Admit | # Cases     | # Admit | % Admit | # Cases | # Admit | % Admit |
| D9       | Buffalo | Am. Indian | 0               | 0       | 0%      | 0              | 0       | 0%      | 2           | 2       | 100%    | 0       | 0       | 0%      |
|          |         | Black      | 0               | 0       | 0%      | 0              | 0       | 0%      | 6           | 4       | 67%     | 1       | 1       | 100%    |
|          |         | Hispanic   | 0               | 0       | 0%      | 3              | 2       | 67%     | 29          | 25      | 86%     | 3       | 3       | 100%    |
|          |         | White      | 0               | 0       | 0%      | 2              | 1       | 50%     | 46          | 39      | 85%     | 16      | 13      | 81%     |
|          |         | Unknown    | 0               | 0       | 0%      | 1              | 1       | 100%    | 24          | 11      | 46%     | 7       | 3       | 43%     |
|          | Hall    | Hispanic   | 0               | 0       | 0%      | 0              | 0       | 0%      | 1           | 1       | 100%    | 1       | 1       | 100%    |
|          |         | White      | 0               | 0       | 0%      | 0              | 0       | 0%      | 0           | 0       | 0%      | 1       | 1       | 100%    |
|          |         | Unknown    | 0               | 0       | 0%      | 44             | 36      | 82%     | 318         | 242     | 76%     | 65      | 57      | 88%     |

## District 9

### Part (b) Juveniles Prosecuted in Adult Criminal Court - Case Type

*Nebraska Revised Statute 24-1007 (b) Juveniles prosecuted in adult criminal court for felonies, misdemeanors, and traffic offenses. The information shall include juveniles sentenced to terms in adult jails and prisons and juveniles placed on adult probation.*

Juveniles Prosecuted in Adult Criminal Court tables consist of criminal and traffic cases in county court and criminal cases in district court that reached the point of sentencing in 2015. Cases with multiple charges are counted once per case and reported as the most severe offense. Cases for juveniles ages 13 and below must be filed and stay in juvenile court; however, judges have the authority to allow these cases in criminal court. Therefore, only juveniles ages 14 through 17 at the time of the offense appear in adult criminal court data, with rare exceptions.

| Juveniles Prosecuted in Adult Criminal Court<br>by Case Type<br>District |                |          |           |             |         |             |             |             |        |             |      |
|--|----------------|----------|-----------|-------------|---------|-------------|-------------|-------------|--------|-------------|------|
| District   | Demographic    | Cohort   | All Cases |             | Traffic |             | Misdemeanor |             | Felony |             |      |
|  |                |          | #         | % of Total* | #       | % of Cohort | #           | % of Cohort | #      | % of Cohort |      |
| D9   | Age Group      | 16       | 3         | 8%          | 0       | 0%          | 1           | 4%          | 2      | 13%         |      |
|  |                | 17       | 37        | 93%         | 1       | 100%        | 23          | 96%         | 13     | 87%         |      |
|  | Gender         | Female   | 6         | 15%         | 0       | 0%          | 5           | 21%         | 1      | 7%          |      |
|  |                | Male     | 34        | 85%         | 1       | 100%        | 19          | 79%         | 14     | 93%         |      |
|  | Race/Ethnicity | Black    | 3         | 8%          | 0       | 0%          | 3           | 13%         | 0      | 0%          |      |
|  |                | Hispanic | 18        | 47%         | 1       | 100%        | 5           | 22%         | 12     | 86%         |      |
|  |                | White    | 17        | 45%         | 0       | 0%          | 15          | 65%         | 2      | 14%         |      |
|  |                | Unknown  | 2         |             | 0       |             | 1           |             | 1      |             |      |
|  | District Total |          |           | 40          | 100%    | 1           | 100%        | 24          | 100%   | 15          | 100% |

\*Percent of total cases is calculated using the valid percent within the demographic (cases with unknown gender or unknown race/ethnicity are not included).

## District 9

| Juveniles Prosecuted in Adult Criminal Court by Case Type and Age Group<br>County |         |        |           |         |             |         |
|---|---------|--------|-----------|---------|-------------|---------|
| District  | County  | Cohort | All Cases | Traffic | Misdemeanor | Felony  |
|   |         |        | # Cases   | # Cases | # Cases     | # Cases |
| D9  | Buffalo | 16     | 2         | 0       | 1           | 1       |
|   |         | 17     | 17        | 0       | 15          | 2       |
|   | Hall    | 16     | 1         | 0       | 0           | 1       |
|   |         | 17     | 20        | 1       | 8           | 11      |

| Juveniles Prosecuted in Adult Criminal Court by Case Type and Gender<br>County |         |        |           |         |             |         |
|--|---------|--------|-----------|---------|-------------|---------|
| District   | County  | Cohort | All Cases | Traffic | Misdemeanor | Felony  |
|  |         |        | # Cases   | # Cases | # Cases     | # Cases |
| D9   | Buffalo | Female | 2         | 0       | 2           | 0       |
|  |         | Male   | 17        | 0       | 14          | 3       |
|  | Hall    | Female | 4         | 0       | 3           | 1       |
|  |         | Male   | 17        | 1       | 5           | 11      |

| Juveniles Prosecuted in Adult Criminal Court by Case Type and Race/Ethnicity<br>County |         |          |           |         |             |         |
|--|---------|----------|-----------|---------|-------------|---------|
| District   | County  | Cohort   | All Cases | Traffic | Misdemeanor | Felony  |
|  |         |          | # Cases   | # Cases | # Cases     | # Cases |
| D9   | Buffalo | Black    | 2         | 0       | 2           | 0       |
|  |         | Hispanic | 1         | 0       | 1           | 0       |
|  |         | White    | 14        | 0       | 12          | 2       |
|  |         | Unknown  | 2         | 0       | 1           | 1       |
|  | Hall    | Black    | 1         | 0       | 1           | 0       |
|  |         | Hispanic | 17        | 1       | 4           | 12      |
| White  |         | 3        | 0         | 3       | 0           |         |

## Part (b) Juveniles Prosecuted in Adult Criminal Court - Sentence

*Nebraska Revised Statute 24-1007 (b) Juveniles prosecuted in adult criminal court for felonies, misdemeanors, and traffic offenses. The information shall include juveniles sentenced to terms in adult jails and prisons and juveniles placed on adult probation.*

Juveniles Prosecuted in Adult Criminal Court tables include criminal and traffic cases in county court and criminal cases in district court that reached the point of sentencing in 2015. If multiple sentencing types occur within a case (ex. probation/jail), all sentencing types are included.

| Juveniles Prosecuted in Adult Criminal Court<br>by Sentence<br>District |                |          |           |             |           |             |      |             |        |             |     |
|---|----------------|----------|-----------|-------------|-----------|-------------|------|-------------|--------|-------------|-----|
| District  | Demographic    | Cohort   | All Cases |             | Probation |             | Jail |             | Prison |             |     |
|   |                |          | #         | % of Total* | #         | % of Cohort | #    | % of Cohort | #      | % of Cohort |     |
| D9  | Age Group      | 16       | 3         | 6%          | 1         | 33%         | 0    | 0%          | 2      | 67%         |     |
|   |                | 17       | 45        | 94%         | 29        | 64%         | 12   | 27%         | 4      | 9%          |     |
|   | Gender         | Female   | 6         | 13%         | 6         | 100%        | 0    | 0%          | 0      | 0%          |     |
|   |                | Male     | 42        | 88%         | 24        | 57%         | 12   | 29%         | 6      | 14%         |     |
|   | Race/Ethnicity | Black    | 5         | 11%         | 3         | 60%         | 2    | 40%         | 0      | 0%          |     |
|   |                | Hispanic | 20        | 43%         | 11        | 55%         | 4    | 20%         | 5      | 25%         |     |
|   |                | White    | 21        | 46%         | 15        | 71%         | 6    | 29%         | 0      | 0%          |     |
|   |                | Unknown  | 2         |             | 1         | 50%         | 0    | 0%          | 1      | 50%         |     |
|   | District Total |          |           | 48          | 100%      | 30          | 63%  | 12          | 25%    | 6           | 13% |

\*Percent of total cases is calculated using the valid percent within demographic (cases with unknown gender or unknown race/ethnicity are not included).



## District 9

| Juveniles Prosecuted in Adult Criminal Court by Sentence and Age Group<br>County |         |        |           |           |         |         |
|--|---------|--------|-----------|-----------|---------|---------|
| District   | County  | Cohort | All Cases | Probation | Jail    | Prison  |
|  |         |        | # Cases   | # Cases   | # Cases | # Cases |
| D9   | Buffalo | 16     | 2         | 1         | 0       | 1       |
|  |         | 17     | 23        | 16        | 7       | 0       |
|  | Hall    | 16     | 1         | 0         | 0       | 1       |
|  |         | 17     | 22        | 13        | 5       | 4       |

| Juveniles Prosecuted in Adult Criminal Court by Sentence and Gender<br>County |         |        |           |           |         |         |
|---|---------|--------|-----------|-----------|---------|---------|
| District  | County  | Cohort | All Cases | Probation | Jail    | Prison  |
|   |         |        | # Cases   | # Cases   | # Cases | # Cases |
| D9  | Buffalo | Female | 2         | 2         | 0       | 0       |
|   |         | Male   | 23        | 15        | 7       | 1       |
|   | Hall    | Female | 4         | 4         | 0       | 0       |
|   |         | Male   | 19        | 9         | 5       | 5       |

| Juveniles Prosecuted in Adult Criminal Court by Sentence and Race/Ethnicity<br>County |         |          |           |           |         |         |
|---|---------|----------|-----------|-----------|---------|---------|
| District  | County  | Cohort   | All Cases | Probation | Jail    | Prison  |
|   |         |          | # Cases   | # Cases   | # Cases | # Cases |
| D9  | Buffalo | Black    | 4         | 2         | 2       | 0       |
|   |         | Hispanic | 1         | 1         | 0       | 0       |
|   |         | White    | 18        | 13        | 5       | 0       |
|   |         | Unknown  | 2         | 1         | 0       | 1       |
|   | Hall    | Black    | 1         | 1         | 0       | 0       |
|   |         | Hispanic | 19        | 10        | 4       | 5       |
|   |         | White    | 3         | 2         | 1       | 0       |

## District 9

### Part (c) Motions to Transfer Courts and Transfers

*Nebraska Revised Statute 24-1007 (c) The number of motions to transfer and the number of cases transferred to adult court from juvenile court and from adult criminal court to juvenile court.*

The data for Motions to Transfer Cases and Cases Transferred consists of county court and district court adult criminal cases and county court and separate juvenile court juvenile cases within the same county. Motions to transfer cases and cases transferred that were entered in 2015 were included in the file. Cases may have been filed previously and transferred in 2015. There can be multiple motions to transfer a case and all are reported; transfers occur once per case.

| Motions to Transfer Courts and Transfers |                |             |                               |      |             |      |                               |     |             |     |
|--|----------------|-------------|-------------------------------|------|-------------|------|-------------------------------|-----|-------------|-----|
| District                                 |                |             |                               |      |             |      |                               |     |             |     |
| District                                 | Demographic    | Cohort      | Juvenile Court to Adult Court |      |             |      | Adult Court to Juvenile Court |     |             |     |
|  |                |             | Motion to Transfer            |      | Transferred |      | Motion to Transfer            |     | Transferred |     |
|  |                |             | #                             | %    | #           | %    | #                             | %   | #           | %   |
| D9                                       | Age Group      | 14-15       | 0                             | 0%   | 0           | 0%   | 1                             | 4%  | 1           | 5%  |
|  |                | 16          | 7                             | 64%  | 2           | 100% | 2                             | 9%  | 4           | 21% |
|  |                | 17          | 4                             | 36%  | 0           | 0%   | 20                            | 87% | 14          | 74% |
|  | Gender         | Female      | 1                             | 9%   | 1           | 50%  | 3                             | 13% | 2           | 11% |
|  |                | Male        | 10                            | 91%  | 1           | 50%  | 20                            | 87% | 17          | 89% |
|  | Race/Ethnicity | Asian/P. I. | 0                             | 0%   | 0           | 0%   | 0                             | 0%  | 1           | 6%  |
|  |                | Hispanic    | 0                             | 0%   | 0           | 0%   | 12                            | 60% | 9           | 53% |
|  |                | White       | 4                             | 100% | 1           | 100% | 8                             | 40% | 7           | 41% |
|  |                | Unknown     | 7                             |      | 1           |      | 3                             |     | 2           |     |
|  | District Total |             |                               | 11   | 100%        | 2    | 100%                          | 23  | 100%        | 19  |

## District 9

| Motions to Transfer Courts and Transfers by Age Group<br>County |         |        |                               |             |                               |             |
|---|---------|--------|-------------------------------|-------------|-------------------------------|-------------|
| District  | County  | Cohort | Juvenile Court to Adult Court |             | Adult Court to Juvenile Court |             |
|   |         |        | Motion to Transfer            | Transferred | Motion to Transfer            | Transferred |
| D9  | Buffalo | 14-15  | 0                             | 0           | 1                             | 1           |
|   |         | 16     | 6                             | 1           | 2                             | 1           |
|   |         | 17     | 4                             | 0           | 7                             | 5           |
|   | Hall    | 17     | 0                             | 0           | 13                            | 9           |
|   |         | 16     | 1                             | 1           | 0                             | 3           |

| Motions to Transfer Courts and Transfers by Gender<br>County |         |        |                               |             |                               |             |
|--|---------|--------|-------------------------------|-------------|-------------------------------|-------------|
| District   | County  | Cohort | Juvenile Court to Adult Court |             | Adult Court to Juvenile Court |             |
|  |         |        | Motion to Transfer            | Transferred | Motion to Transfer            | Transferred |
| D9   | Buffalo | Male   | 10                            | 1           | 9                             | 6           |
|  |         | Female | 0                             | 0           | 1                             | 1           |
|  | Hall    | Male   | 0                             | 0           | 11                            | 11          |
|  |         | Female | 1                             | 1           | 2                             | 1           |

| Motions to Transfer Courts and Transfers by Race/Ethnicity<br>County |         |             |                               |             |                               |             |
|--|---------|-------------|-------------------------------|-------------|-------------------------------|-------------|
| District   | County  | Cohort      | Juvenile Court to Adult Court |             | Adult Court to Juvenile Court |             |
|  |         |             | Motion to Transfer            | Transferred | Motion to Transfer            | Transferred |
| D9   | Buffalo | Hispanic    | 0                             | 0           | 2                             | 2           |
|  |         | White       | 4                             | 1           | 5                             | 3           |
|  |         | Unknown     | 6                             | 0           | 3                             | 2           |
|  | Hall    | Asian/P. I. | 0                             | 0           | 0                             | 1           |
|  |         | Hispanic    | 0                             | 0           | 10                            | 7           |
|  |         | White       | 0                             | 0           | 3                             | 4           |
|  |         | Unknown     | 1                             | 1           | 0                             | 0           |

## District 9

### Part (d) Probation - Case Count

*Nebraska Revised Statute 24-1007 (d) Juveniles placed on juvenile probation, the number of juveniles on probation in out-of-home care, the number of juveniles completing probation, the number of motions to revoke probation and probation revocations, and the average length of time on probation.*

Juvenile Probation Activity - Cases tables consist of juvenile probation cases in county court and separate juvenile court that had the following activities during the year: placed on probation, out-of-home placement, motions to revoke, probation revoked, or satisfactory release. Probation cases may have multiple motions to revoke probation and multiple probation revocations. Cases may have been ordered to probation in previous years. All probation types are included.

| Juvenile Probation Activity - Cases<br>District |                    |            |                        |                |                          |                |                      |                |                      |                |                         |                |      |
|---|--------------------|------------|------------------------|----------------|--------------------------|----------------|----------------------|----------------|----------------------|----------------|-------------------------|----------------|------|
| Dis-<br>trict                                   | Demo-<br>graphic   | Cohort     | Placed on<br>Probation |                | Out-of-home<br>Placement |                | Motions to<br>Revoke |                | Probation<br>Revoked |                | Satisfactory<br>Release |                |      |
|   |                    |            | # of<br>Cases          | % of<br>Total* | # of<br>Cases            | % of<br>Total* | # of<br>Cases        | % of<br>Total* | # of<br>Cases        | % of<br>Total* | # of<br>Cases           | % of<br>Total* |      |
| D9  | Age<br>Group       | 10 & under | 5                      | 1%             | 0                        | 0%             | 2                    | 1%             | 0                    | 0%             | 2                       | 1%             |      |
|   |                    | 11-13      | 121                    | 17%            | 8                        | 17%            | 65                   | 23%            | 6                    | 6%             | 48                      | 16%            |      |
|   |                    | 14-15      | 284                    | 41%            | 18                       | 39%            | 131                  | 46%            | 47                   | 49%            | 117                     | 40%            |      |
|   |                    | 16         | 161                    | 23%            | 16                       | 35%            | 47                   | 17%            | 22                   | 23%            | 97                      | 33%            |      |
|   |                    | 17         | 121                    | 17%            | 4                        | 9%             | 37                   | 13%            | 21                   | 22%            | 28                      | 10%            |      |
|   | Gender             | Female     | 169                    | 25%            | 8                        | 18%            | 56                   | 20%            | 13                   | 14%            | 84                      | 29%            |      |
|   |                    | Male       | 511                    | 75%            | 37                       | 82%            | 219                  | 80%            | 82                   | 86%            | 201                     | 71%            |      |
|   |                    | Unknown    | 12                     |                | 1                        |                | 7                    |                | 1                    |                | 7                       |                |      |
|   | Race/<br>Ethnicity | Am. Indian | 2                      | 1%             | 0                        | 0%             | 0                    | 0%             | 0                    | 0%             | 0                       | 0%             |      |
|   |                    | Black      | 10                     | 7%             | 1                        | 4%             | 2                    | 4%             | 0                    | 0%             | 1                       | 1%             |      |
|   |                    | Hispanic   | 37                     | 24%            | 3                        | 13%            | 7                    | 15%            | 3                    | 9%             | 15                      | 22%            |      |
|   |                    | White      | 103                    | 68%            | 20                       | 83%            | 39                   | 81%            | 29                   | 91%            | 52                      | 76%            |      |
|   |                    | Unknown    | 540                    |                | 22                       |                | 234                  |                | 64                   |                | 224                     |                |      |
|   | District Total     |            |                        | 692            | 100%                     | 46             | 100%                 | 282            | 100%                 | 96             | 100%                    | 292            | 100% |

\*Percent of total cases is calculated using the valid percent (cases with unknown gender or unknown race/ethnicity are not included).

| Juvenile Probation Activity - Cases<br>by Age Group<br>County |         |            |                        |                          |                      |                      |                         |
|---|---------|------------|------------------------|--------------------------|----------------------|----------------------|-------------------------|
| District  | County  | Age Group  | Placed on<br>Probation | Out-of-home<br>Placement | Motions to<br>Revoke | Probation<br>Revoked | Satisfactory<br>Release |
| D9  | Buffalo | 10 & under | 1                      | 0                        | 0                    | 0                    | 0                       |
|   |         | 11-13      | 16                     | 3                        | 11                   | 0                    | 10                      |
|   |         | 14-15      | 74                     | 7                        | 24                   | 11                   | 32                      |
|   |         | 16         | 44                     | 12                       | 6                    | 19                   | 18                      |
|   |         | 17         | 18                     | 2                        | 3                    | 0                    | 2                       |
|   | Hall    | 10 & under | 4                      | 0                        | 2                    | 0                    | 2                       |
|   |         | 11-13      | 105                    | 5                        | 54                   | 6                    | 38                      |
|   |         | 14-15      | 210                    | 11                       | 107                  | 36                   | 85                      |
|   |         | 16         | 117                    | 4                        | 41                   | 3                    | 79                      |
|   |         | 17         | 103                    | 2                        | 34                   | 21                   | 26                      |

## District 9

| Juvenile Probation Activity - Cases<br>by Gender<br>County |         |         |                     |                       |                   |                   |                      |
|--|---------|---------|---------------------|-----------------------|-------------------|-------------------|----------------------|
| District   | County  | Gender  | Placed on Probation | Out-of-home Placement | Motions to Revoke | Probation Revoked | Satisfactory Release |
| D9   | Buffalo | Female  | 32                  | 5                     | 3                 | 0                 | 21                   |
|  |         | Male    | 121                 | 19                    | 41                | 30                | 41                   |
|  | Hall    | Female  | 137                 | 3                     | 53                | 13                | 63                   |
|  |         | Male    | 390                 | 18                    | 178               | 52                | 160                  |
|  |         | Unknown | 12                  | 1                     | 7                 | 1                 | 7                    |

| Juvenile Probation Activity - Cases<br>by Race/Ethnicity<br>County |         |            |                     |                       |                   |                   |                      |
|--|---------|------------|---------------------|-----------------------|-------------------|-------------------|----------------------|
| District   | County  | Gender     | Placed on Probation | Out-of-home Placement | Motions to Revoke | Probation Revoked | Satisfactory Release |
| D9   | Buffalo | Am. Indian | 2                   | 0                     | 0                 | 0                 | 0                    |
|  |         | Black      | 10                  | 1                     | 2                 | 0                 | 0                    |
|  |         | Hispanic   | 35                  | 3                     | 4                 | 2                 | 13                   |
|  |         | White      | 99                  | 20                    | 38                | 28                | 47                   |
|  |         | Unknown    | 7                   | 0                     | 0                 | 0                 | 2                    |
|  | Hall    | Black      | 0                   | 0                     | 0                 | 0                 | 1                    |
|  |         | Hispanic   | 2                   | 0                     | 3                 | 1                 | 2                    |
|  |         | White      | 4                   | 0                     | 1                 | 1                 | 5                    |
|  |         | Unknown    | 533                 | 22                    | 234               | 64                | 222                  |

## District 9

### Part (d) Probation - Juvenile Count

*Nebraska Revised Statute 24-1007 (d) Juveniles placed on juvenile probation, the number of juveniles on probation in out-of-home care, the number of juveniles completing probation, the number of motions to revoke probation and probation revocations, and the average length of time on probation.*

The Juvenile Probation Activity - Youth data is provided from the Office of Probation's case management system, Nebraska Probation Application for Community Safety (NPACS). The table reports the number and percent of youth with various activity during the year. Youth are counted once in each category, regardless of the number of out-of-home placements, motions to revoke, or cases they may have in the court system. Age groups report age at the time of arrest, with the exception of the average length of probation, which reports age at the time of exit from probation.

| Juvenile Probation Activity - Youth<br>District |                 |                 |                     |            |                       |            |                   |            |                   |            |                      |            |                              |        |    |
|---|-----------------|-----------------|---------------------|------------|-----------------------|------------|-------------------|------------|-------------------|------------|----------------------|------------|------------------------------|--------|----|
| District  | Demo-graphic    | Cohort          | Placed on Probation |            | Out-of-home Placement |            | Motions to Revoke |            | Probation Revoked |            | Satisfactory Release |            | Average Length of Probation* |        |    |
|   |                 |                 | # of Youth          | % of Total | # of Youth            | % of Total | # of Youth        | % of Total | # of Youth        | % of Total | # of Youth           | % of Total | # of Youth                   | Months |    |
| D9  | Age Group       | 10 & Under      | 2                   | 1%         | 2                     | 2%         | 0                 | 0%         | 0                 | 0%         | 1                    | 1%         | 0                            | 0      |    |
|   |                 | 11-13           | 52                  | 17%        | 41                    | 38%        | 32                | 25%        | 6                 | 38%        | 32                   | 16%        | 9                            | 7      |    |
|   |                 | 14-15           | 125                 | 41%        | 49                    | 45%        | 63                | 50%        | 9                 | 56%        | 80                   | 41%        | 35                           | 10     |    |
|   |                 | 16              | 73                  | 24%        | 10                    | 9%         | 21                | 17%        | 1                 | 6%         | 64                   | 33%        | 49                           | 13     |    |
|   |                 | 17              | 48                  | 16%        | 7                     | 6%         | 11                | 9%         | 0                 | 0%         | 16                   | 8%         | 73                           | 11     |    |
|   |                 | 18              | 2                   | 1%         | 0                     | 0%         | 0                 | 0%         | 0                 | 0%         | 1                    | 1%         | 79                           | 12     |    |
|   | Gender          | Female          | 91                  | 30%        | 28                    | 26%        | 35                | 28%        | 2                 | 13%        | 66                   | 34%        | 72                           | 12     |    |
|   |                 | Male            | 211                 | 70%        | 81                    | 74%        | 92                | 72%        | 14                | 88%        | 128                  | 66%        | 173                          | 11     |    |
|   | Race            | Am. Indian      | 3                   | 1%         | 3                     | 3%         | 0                 | 0%         | 0                 | 0%         | 3                    | 2%         | 4                            | 19     |    |
|   |                 | Asian/P. I.     | 2                   | 1%         | 0                     | 0%         | 0                 | 0%         | 0                 | 0%         | 3                    | 2%         | 3                            | 8      |    |
|   |                 | Black           | 16                  | 5%         | 7                     | 6%         | 3                 | 2%         | 0                 | 0%         | 11                   | 6%         | 11                           | 11     |    |
|   |                 | White           | 158                 | 52%        | 68                    | 62%        | 74                | 58%        | 10                | 63%        | 110                  | 57%        | 141                          | 12     |    |
|   |                 | Other           | 123                 | 41%        | 31                    | 28%        | 50                | 39%        | 6                 | 38%        | 67                   | 35%        | 86                           | 10     |    |
|   | Ethnicity       | Hispanic Origin | 133                 | 44%        | 36                    | 33%        | 55                | 43%        | 6                 | 38%        | 67                   | 35%        | 86                           | 10     |    |
|   |                 | Non-Hispanic    | 169                 | 56%        | 73                    | 67%        | 72                | 57%        | 10                | 63%        | 127                  | 65%        | 159                          | 12     |    |
|   | District Totals |                 |                     | 302        | 100%                  | 109        | 100%              | 127        | 100%              | 16         | 100%                 | 194        | 100%                         | 245    | 11 |

\*Probation is terminated at 19 years of age. The age group for 18 year olds average length of probation includes 18 and 19 year olds.

## District 9

Youth Level of Service/Case Management Inventory (YLS/CMI) is an assessment tool used to determine the level of risk and appropriate placement for youth on probation. The following table shows the classification results of youth upon entry and exit from probation.

| Classification based on Youth Level of Service/<br>Case Management Inventory Level |   |                        |      |                      |      |
|--|---|------------------------|------|----------------------|------|
| District   | Risk Category                                     | Initial Classification |      | Final Classification |      |
|  |   | #                      | %    | #                    | %    |
| D9   | Juvenile Community-Based Intervention (high risk) | 126                    | 42%  | 86                   | 35%  |
|  | Juvenile Community-Based Resource (low risk)      | 176                    | 58%  | 159                  | 65%  |
| Total Youth  |   | 302                    | 100% | 245                  | 100% |

\*No YLS/CMI assessment completed prior to termination of probation due to a brief probation term or successful completion of pre-adjudicated services.

As a part of the Interstate Compact on the Placement of Children (ICPC), Nebraska monitors youth from out of state. These are notated in county tables as “out of state.”

| Juvenile Probation Activity - Youth by Age Group<br>County |              |            |                     |                       |                   |                   |                      |                              |        |
|--|--------------|------------|---------------------|-----------------------|-------------------|-------------------|----------------------|------------------------------|--------|
| District   | County       | Cohort     | Placed on Probation | Out-of-home Placement | Motions to Revoke | Probation Revoked | Satisfactory Release | Average Length of Probation* |        |
|  |              |            | # of Youth          | # of Youth            | # of Youth        | # of Youth        | # of Youth           | # of Youth                   | Months |
| D9   | Buffalo      | 10 & Under | 1                   | 0                     | 0                 | 0                 | 0                    | 0                            | 0      |
|  |              | 11-13      | 15                  | 14                    | 8                 | 1                 | 10                   | 2                            | 5      |
|  |              | 14-15      | 33                  | 19                    | 16                | 3                 | 24                   | 7                            | 10     |
|  |              | 16         | 17                  | 3                     | 3                 | 0                 | 12                   | 20                           | 15     |
|  |              | 17         | 9                   | 1                     | 3                 | 0                 | 3                    | 16                           | 13     |
|  |              | 18         | 0                   | 0                     | 0                 | 0                 | 0                    | 16                           | 15     |
|  | Hall         | 10 & under | 1                   | 2                     | 0                 | 0                 | 1                    | 0                            | 0      |
|  |              | 11-13      | 37                  | 27                    | 24                | 5                 | 22                   | 7                            | 7      |
|  |              | 14-15      | 91                  | 30                    | 47                | 6                 | 55                   | 28                           | 10     |
|  |              | 16         | 55                  | 7                     | 18                | 1                 | 51                   | 29                           | 11     |
|  |              | 17         | 39                  | 6                     | 8                 | 0                 | 13                   | 57                           | 11     |
|  |              | 18         | 2                   | 0                     | 0                 | 0                 | 1                    | 62                           | 11     |
|  | Out of State | 14-15      | 1                   | 0                     | 0                 | 0                 | 1                    | 0                            | 0      |
|  |              | 16         | 1                   | 0                     | 0                 | 0                 | 1                    | 0                            | 0      |
|  |              | 18         | 0                   | 0                     | 0                 | 0                 | 0                    | 1                            | 4      |

## District 9

### Juvenile Probation Activity - Youth by Gender County

| District | County       | Cohort | Placed on Probation | Out-of-home Placement | Motions to Revoke | Probation Revoked | Satisfactory Release | Average Length of Probation* |        |
|----------|--------------|--------|---------------------|-----------------------|-------------------|-------------------|----------------------|------------------------------|--------|
|          |              |        | # of Youth          | # of Youth            | # of Youth        | # of Youth        | # of Youth           | # of Youth                   | Months |
| D9       | Buffalo      | Female | 20                  | 7                     | 8                 | 1                 | 17                   | 17                           | 13     |
|          | Buffalo      | Male   | 55                  | 30                    | 22                | 3                 | 32                   | 44                           | 13     |
|          | Hall         | Female | 71                  | 21                    | 27                | 1                 | 49                   | 55                           | 11     |
|          | Hall         | Male   | 154                 | 51                    | 70                | 11                | 94                   | 128                          | 11     |
|          | Out of State | Male   | 2                   | 0                     | 0                 | 0                 | 2                    | 1                            | 4      |

### Juvenile Probation Activity - Youth by Race County

| District | County       | Cohort      | Placed on Probation | Out-of-home Placement | Motions to Revoke | Probation Revoked | Satisfactory Release | Average Length of Probation* |        |
|----------|--------------|-------------|---------------------|-----------------------|-------------------|-------------------|----------------------|------------------------------|--------|
|          |              |             | # of Youth          | # of Youth            | # of Youth        | # of Youth        | # of Youth           | # of Youth                   | Months |
| D9       | Buffalo      | Am. Indian  | 2                   | 2                     | 0                 | 0                 | 1                    | 2                            | 22     |
|          |              | Black       | 4                   | 3                     | 1                 | 0                 | 1                    | 1                            | 12     |
|          |              | White       | 64                  | 28                    | 28                | 3                 | 40                   | 51                           | 13     |
|          |              | Other       | 5                   | 4                     | 1                 | 1                 | 7                    | 7                            | 14     |
|          | Hall         | Am. Indian  | 1                   | 1                     | 0                 | 0                 | 2                    | 2                            | 17     |
|          |              | Asian/P. I. | 2                   | 0                     | 0                 | 0                 | 3                    | 3                            | 8      |
|          |              | Black       | 12                  | 4                     | 2                 | 0                 | 10                   | 10                           | 11     |
|          |              | White       | 93                  | 40                    | 46                | 7                 | 69                   | 90                           | 12     |
|          |              | Other       | 117                 | 27                    | 49                | 5                 | 59                   | 78                           | 10     |
|          | Out of State | White       | 1                   | 0                     | 0                 | 0                 | 1                    | 0                            | 0      |
|          |              | Other       | 1                   | 0                     | 0                 | 0                 | 1                    | 1                            | 4      |



## District 9

### Part (e) Juveniles With Access to Counsel

*Nebraska Revised Statute 24-1007 (e) juveniles with and without access to counsel in juvenile and adult court, both appointed and retained.*

The Juveniles with Access to Counsel table displays the percent of juveniles represented by an attorney in criminal cases from county court and district court and juvenile cases from county court and separate juvenile court. Data includes new cases filed and cases transferred from one county to another during calendar year 2015. Cases filed in 2015 may not have reached the sentencing/adjudication stage of proceedings.

| Juveniles With Access to Counsel<br>District |                    |             |                                     |                      |                   |                   |                                     |                      |                   |                   |
|--|--------------------|-------------|-------------------------------------|----------------------|-------------------|-------------------|-------------------------------------|----------------------|-------------------|-------------------|
| District                                     | Demo-<br>graphic   | Cohort      | Criminal Court Cases                |                      |                   |                   | Juvenile Court Cases                |                      |                   |                   |
|  |                    |             | Total<br>Criminal<br>Court<br>Cases | # Without<br>Counsel | # With<br>Counsel | % With<br>Counsel | Total<br>Juvenile<br>Court<br>Cases | # Without<br>Counsel | # With<br>Counsel | % With<br>Counsel |
| D9   | Age Group          | 10 & under  | 0                                   | 0                    | 0                 | 0%                | 8                                   | 6                    | 2                 | 25%               |
|  |                    | 11-13       | 0                                   | 0                    | 0                 | 0%                | 92                                  | 39                   | 53                | 58%               |
|  |                    | 14-15       | 12                                  | 10                   | 2                 | 17%               | 257                                 | 141                  | 116               | 45%               |
|  |                    | 16          | 57                                  | 51                   | 6                 | 11%               | 189                                 | 99                   | 90                | 48%               |
|  |                    | 17          | 135                                 | 74                   | 61                | 45%               | 138                                 | 71                   | 67                | 49%               |
|  | Gender             | Female      | 33                                  | 28                   | 5                 | 15%               | 170                                 | 110                  | 60                | 35%               |
|  |                    | Male        | 167                                 | 103                  | 64                | 38%               | 512                                 | 245                  | 267               | 52%               |
|  |                    | Unknown     | 4                                   | 4                    | 0                 | 0%                | 2                                   | 1                    | 1                 | 50%               |
|  | Race/<br>Ethnicity | Am. Indian  | 1                                   | 1                    | 0                 | 0%                | 2                                   | 0                    | 2                 | 100%              |
|  |                    | Asian/P. I. | 2                                   | 1                    | 1                 | 50%               | 1                                   | 1                    | 0                 | 0%                |
|  |                    | Black       | 5                                   | 2                    | 3                 | 60%               | 8                                   | 3                    | 5                 | 63%               |
|  |                    | Hispanic    | 87                                  | 50                   | 37                | 43%               | 39                                  | 18                   | 21                | 54%               |
|  |                    | White       | 97                                  | 71                   | 26                | 27%               | 75                                  | 25                   | 50                | 67%               |
|  |                    | Other       | 1                                   | 1                    | 0                 | 0%                | 0                                   | 0                    | 0                 | 0%                |
|  |                    | Unknown     | 11                                  | 9                    | 2                 | 18%               | 559                                 | 309                  | 250               | 45%               |
| District Total                               |                    |             | 204                                 | 135                  | 69                | 34%               | 684                                 | 356                  | 328               | 48%               |

**Juveniles With Access to Counsel by Age Group  
County**

| District | County  | Cohort     | Criminal Court Cases |                   |                |                | Juvenile Court Cases |                   |                |                |
|----------|---------|------------|----------------------|-------------------|----------------|----------------|----------------------|-------------------|----------------|----------------|
|          |         |            | Total Cases          | # Without Counsel | # With Counsel | % With Counsel | Total Cases          | # Without Counsel | # With Counsel | % With Counsel |
| D9       | Buffalo | 10 & under | 0                    | 0                 | 0              | 0%             | 1                    | 1                 | 0              | 0%             |
|          |         | 11-13      | 0                    | 0                 | 0              | 0%             | 14                   | 2                 | 12             | 86%            |
|          |         | 14-15      | 2                    | 1                 | 1              | 50%            | 72                   | 30                | 42             | 58%            |
|          |         | 16         | 17                   | 14                | 3              | 18%            | 50                   | 15                | 35             | 70%            |
|          |         | 17         | 45                   | 27                | 18             | 40%            | 24                   | 14                | 10             | 42%            |
|          | Hall    | 10 & under | 0                    | 0                 | 0              | 0%             | 7                    | 5                 | 2              | 29%            |
|          |         | 11-13      | 0                    | 0                 | 0              | 0%             | 78                   | 37                | 41             | 53%            |
|          |         | 14-15      | 10                   | 9                 | 1              | 10%            | 185                  | 111               | 74             | 40%            |
|          |         | 16         | 40                   | 37                | 3              | 8%             | 139                  | 84                | 55             | 40%            |
|          |         | 17         | 90                   | 47                | 43             | 48%            | 114                  | 57                | 57             | 50%            |

**Juveniles With Access to Counsel by Gender  
County**

| District | County  | Cohort  | Criminal Court Cases |                   |                |                | Juvenile Court Cases |                   |                |                |
|----------|---------|---------|----------------------|-------------------|----------------|----------------|----------------------|-------------------|----------------|----------------|
|          |         |         | Total Cases          | # Without Counsel | # With Counsel | % With Counsel | Total Cases          | # Without Counsel | # With Counsel | % With Counsel |
| D9       | Buffalo | Female  | 7                    | 5                 | 2              | 29%            | 30                   | 16                | 14             | 47%            |
|          |         | Male    | 57                   | 37                | 20             | 35%            | 131                  | 46                | 85             | 65%            |
|          | Hall    | Female  | 26                   | 23                | 3              | 12%            | 140                  | 94                | 46             | 33%            |
|          |         | Male    | 110                  | 66                | 44             | 40%            | 381                  | 199               | 182            | 48%            |
|          |         | Unknown | 4                    | 4                 | 0              | 0%             | 2                    | 1                 | 1              | 50%            |

**Juveniles With Access to Counsel by Race/Ethnicity  
County**

| District | County  | Cohort      | Criminal Court Cases |                   |                |                | Juvenile Court Cases |                   |                |                |
|----------|---------|-------------|----------------------|-------------------|----------------|----------------|----------------------|-------------------|----------------|----------------|
|          |         |             | Total Cases          | # Without Counsel | # With Counsel | % With Counsel | Total Cases          | # Without Counsel | # With Counsel | % With Counsel |
| D9       | Buffalo | Am. Indian  | 0                    | 0                 | 0              | 0%             | 2                    | 0                 | 2              | 100%           |
|          |         | Black       | 2                    | 0                 | 2              | 100%           | 8                    | 3                 | 5              | 63%            |
|          |         | Hispanic    | 13                   | 6                 | 7              | 54%            | 37                   | 17                | 20             | 54%            |
|          |         | White       | 43                   | 32                | 11             | 26%            | 74                   | 25                | 49             | 66%            |
|          |         | Other       | 1                    | 1                 | 0              | 0%             | 0                    | 0                 | 0              | 0%             |
|          |         | Unknown     | 5                    | 3                 | 2              | 40%            | 40                   | 17                | 23             | 58%            |
|          | Hall    | Am. Indian  | 1                    | 1                 | 0              | 0%             | 0                    | 0                 | 0              | 0%             |
|          |         | Asian/P. I. | 2                    | 1                 | 1              | 50%            | 1                    | 1                 | 0              | 0%             |
|          |         | Black       | 3                    | 2                 | 1              | 33%            | 0                    | 0                 | 0              | 0%             |
|          |         | Hispanic    | 74                   | 44                | 30             | 41%            | 2                    | 1                 | 1              | 50%            |
|          |         | White       | 54                   | 39                | 15             | 28%            | 1                    | 0                 | 1              | 100%           |
|          |         | Unknown     | 6                    | 6                 | 0              | 0%             | 519                  | 292               | 227            | 44%            |

# District 10

## Part (a) Adjudication of Juvenile Petitions

*Nebraska Revised Statute 24-1007 (a) Juveniles prosecuted in juvenile court under subdivision (1), (2), (3), or (4) of section 43-247, including the total number of filings and adjudications.*

The Juvenile Petitions and Adjudications tables report the number of new juvenile cases and corresponding percent of adjudications by case type and demographic for cases filed in 2015. The data consists of both county court and separate juvenile court cases. Cases with multiple charges, pleas or findings are counted once per case. Supplemental petitions are not included in this data set. Cases filed in November or December of 2015 may not have reached the adjudication stage of proceedings.

Number of Juvenile Cases and Adjudication by Case Type  
District

| District       | Demo-graphic | Traffic Offense |         |         | Status Offense |         |         | Misdemeanor |         |         | Felony  |         |         |
|----------------|--------------|-----------------|---------|---------|----------------|---------|---------|-------------|---------|---------|---------|---------|---------|
|                |              | # Cases         | # Admit | % Admit | # Cases        | # Admit | % Admit | # Cases     | # Admit | % Admit | # Cases | # Admit | % Admit |
| D10            | 10 & under   | 0               | 0       | 0%      | 1              | 1       | 100%    | 4           | 3       | 75%     | 0       | 0       | 0%      |
|                | 11-13        | 0               | 0       | 0%      | 6              | 3       | 50%     | 22          | 19      | 86%     | 3       | 0       | 0%      |
|                | 14-15        | 7               | 7       | 100%    | 2              | 2       | 100%    | 49          | 43      | 88%     | 3       | 3       | 100%    |
|                | 16           | 9               | 9       | 100%    | 5              | 4       | 80%     | 47          | 33      | 70%     | 5       | 5       | 100%    |
|                | 17           | 18              | 15      | 83%     | 5              | 4       | 80%     | 53          | 34      | 64%     | 1       | 1       | 100%    |
|                | Female       | 15              | 14      | 93%     | 8              | 5       | 63%     | 53          | 45      | 85%     | 3       | 3       | 100%    |
|                | Male         | 18              | 16      | 89%     | 9              | 8       | 89%     | 113         | 80      | 71%     | 9       | 6       | 67%     |
|                | Unknown      | 1               | 1       | 100%    | 2              | 1       | 50%     | 9           | 7       | 78%     | 0       | 0       | 0%      |
|                | Asian/P. I.  | 0               | 0       | 0%      | 0              | 0       | 0%      | 2           | 1       | 50%     | 0       | 0       | 0%      |
|                | Black        | 0               | 0       | 0%      | 0              | 0       | 0%      | 2           | 2       | 100%    | 0       | 0       | 0%      |
|                | Hispanic     | 4               | 3       | 75%     | 3              | 3       | 100%    | 18          | 15      | 83%     | 1       | 1       | 100%    |
|                | White        | 27              | 25      | 93%     | 6              | 4       | 67%     | 111         | 85      | 77%     | 6       | 4       | 67%     |
|                | Other        | 0               | 0       | 0%      | 0              | 0       | 0%      | 1           | 0       | 0%      | 0       | 0       | 0%      |
| Unknown        | 3            | 3               | 100%    | 10      | 7              | 70%     | 41      | 29          | 71%     | 5       | 4       | 80%     |         |
| District Total |              | 34              | 31      | 91%     | 19             | 14      | 74%     | 175         | 132     | 75%     | 12      | 9       | 75%     |

## District 10

### Juvenile Cases and Adjudication by Case Type and Age Group County

| District | County   | Age Group  | Traffic Offense |         |         | Status Offense |         |         | Misdemeanor |         |         | Felony  |         |         |
|----------|----------|------------|-----------------|---------|---------|----------------|---------|---------|-------------|---------|---------|---------|---------|---------|
|          |          |            | # Cases         | # Admit | % Admit | # Cases        | # Admit | % Admit | # Cases     | # Admit | % Admit | # Cases | # Admit | % Admit |
| D10      | Adams    | 10 & under | 0               | 0       | 0%      | 1              | 1       | 100%    | 4           | 3       | 75%     | 0       | 0       | 0%      |
|          |          | 11-13      | 0               | 0       | 0%      | 3              | 2       | 67%     | 14          | 13      | 93%     | 0       | 0       | 0%      |
|          |          | 14-15      | 2               | 2       | 100%    | 2              | 2       | 100%    | 28          | 26      | 93%     | 3       | 3       | 100%    |
|          |          | 16         | 7               | 7       | 100%    | 3              | 2       | 67%     | 34          | 24      | 71%     | 5       | 5       | 100%    |
|          |          | 17         | 10              | 7       | 70%     | 4              | 3       | 75%     | 39          | 29      | 74%     | 0       | 0       | 0%      |
|          | Clay     | 11-13      | 0               | 0       | 0%      | 0              | 0       | 0%      | 1           | 1       | 100%    | 0       | 0       | 0%      |
|          |          | 14-15      | 4               | 4       | 100%    | 0              | 0       | 0%      | 4           | 4       | 100%    | 0       | 0       | 0%      |
|          |          | 16         | 0               | 0       | 0%      | 0              | 0       | 0%      | 2           | 2       | 100%    | 0       | 0       | 0%      |
|          |          | 17         | 4               | 4       | 100%    | 0              | 0       | 0%      | 2           | 1       | 50%     | 0       | 0       | 0%      |
|          | Fillmore | 11-13      | 0               | 0       | 0%      | 2              | 1       | 50%     | 0           | 0       | 0%      | 0       | 0       | 0%      |
|          |          | 16         | 2               | 2       | 100%    | 0              | 0       | 0%      | 2           | 1       | 50%     | 0       | 0       | 0%      |
|          |          | 17         | 2               | 2       | 100%    | 0              | 0       | 0%      | 1           | 0       | 0%      | 0       | 0       | 0%      |
|          | Franklin | 11-13      | 0               | 0       | 0%      | 0              | 0       | 0%      | 3           | 2       | 67%     | 0       | 0       | 0%      |
|          |          | 14-15      | 0               | 0       | 0%      | 0              | 0       | 0%      | 2           | 1       | 50%     | 0       | 0       | 0%      |
|          |          | 16         | 0               | 0       | 0%      | 0              | 0       | 0%      | 2           | 1       | 50%     | 0       | 0       | 0%      |
|          |          | 17         | 1               | 1       | 100%    | 0              | 0       | 0%      | 0           | 0       | 0%      | 0       | 0       | 0%      |
|          | Harlan   | 14-15      | 0               | 0       | 0%      | 0              | 0       | 0%      | 3           | 2       | 67%     | 0       | 0       | 0%      |
|          |          | 16         | 0               | 0       | 0%      | 0              | 0       | 0%      | 2           | 2       | 100%    | 0       | 0       | 0%      |
|          |          | 17         | 0               | 0       | 0%      | 0              | 0       | 0%      | 4           | 2       | 50%     | 0       | 0       | 0%      |
|          | Kearney  | 11-13      | 0               | 0       | 0%      | 0              | 0       | 0%      | 1           | 0       | 0%      | 0       | 0       | 0%      |
|          |          | 14-15      | 0               | 0       | 0%      | 0              | 0       | 0%      | 5           | 4       | 80%     | 0       | 0       | 0%      |
|          |          | 16         | 0               | 0       | 0%      | 0              | 0       | 0%      | 2           | 2       | 100%    | 0       | 0       | 0%      |
|          |          | 17         | 1               | 1       | 100%    | 0              | 0       | 0%      | 2           | 1       | 50%     | 0       | 0       | 0%      |
|          | Nuckolls | 14-15      | 1               | 1       | 100%    | 0              | 0       | 0%      | 0           | 0       | 0%      | 0       | 0       | 0%      |
|          |          | 16         | 0               | 0       | 0%      | 0              | 0       | 0%      | 3           | 1       | 33%     | 0       | 0       | 0%      |
|          |          | 17         | 0               | 0       | 0%      | 0              | 0       | 0%      | 1           | 0       | 0%      | 0       | 0       | 0%      |
|          | Phelps   | 11-13      | 0               | 0       | 0%      | 0              | 0       | 0%      | 2           | 2       | 100%    | 3       | 0       | 0%      |
|          |          | 14-15      | 0               | 0       | 0%      | 0              | 0       | 0%      | 6           | 5       | 83%     | 0       | 0       | 0%      |
|          |          | 16         | 0               | 0       | 0%      | 2              | 2       | 100%    | 0           | 0       | 0%      | 0       | 0       | 0%      |
|          |          | 17         | 0               | 0       | 0%      | 0              | 0       | 0%      | 2           | 1       | 50%     | 1       | 1       | 100%    |
| Webster  | 11-13    | 0          | 0               | 0%      | 1       | 0              | 0%      | 1       | 1           | 100%    | 0       | 0       | 0%      |         |
|          | 14-15    | 0          | 0               | 0%      | 0       | 0              | 0%      | 1       | 1           | 100%    | 0       | 0       | 0%      |         |
|          | 17       | 0          | 0               | 0%      | 1       | 1              | 100%    | 2       | 0           | 0%      | 0       | 0       | 0%      |         |

## District 10

### Juvenile Cases and Adjudication by Case Type and Gender County

| District | County   | Gender  | Traffic Offense |         |         | Status Offense |         |         | Misdemeanor |         |         | Felony  |         |         |
|----------|----------|---------|-----------------|---------|---------|----------------|---------|---------|-------------|---------|---------|---------|---------|---------|
|          |          |         | # Cases         | # Admit | % Admit | # Cases        | # Admit | % Admit | # Cases     | # Admit | % Admit | # Cases | # Admit | % Admit |
| D10      | Adams    | Female  | 9               | 8       | 89%     | 6              | 3       | 50%     | 37          | 31      | 84%     | 3       | 3       | 100%    |
|          |          | Male    | 10              | 8       | 80%     | 6              | 6       | 100%    | 79          | 62      | 78%     | 5       | 5       | 100%    |
|          |          | Unknown | 0               | 0       | 0%      | 1              | 1       | 100%    | 3           | 2       | 67%     | 0       | 0       | 0%      |
|          | Clay     | Female  | 3               | 3       | 100%    | 0              | 0       | 0%      | 2           | 2       | 100%    | 0       | 0       | 0%      |
|          |          | Male    | 5               | 5       | 100%    | 0              | 0       | 0%      | 5           | 5       | 100%    | 0       | 0       | 0%      |
|          |          | Unknown | 0               | 0       | 0%      | 0              | 0       | 0%      | 2           | 1       | 50%     | 0       | 0       | 0%      |
|          | Fillmore | Female  | 2               | 2       | 100%    | 1              | 1       | 100%    | 0           | 0       | 0%      | 0       | 0       | 0%      |
|          |          | Male    | 2               | 2       | 100%    | 1              | 0       | 0%      | 3           | 1       | 33%     | 0       | 0       | 0%      |
|          | Franklin | Female  | 1               | 1       | 100%    | 0              | 0       | 0%      | 3           | 3       | 100%    | 0       | 0       | 0%      |
|          |          | Male    | 0               | 0       | 0%      | 0              | 0       | 0%      | 4           | 1       | 25%     | 0       | 0       | 0%      |
|          | Harlan   | Female  | 0               | 0       | 0%      | 0              | 0       | 0%      | 3           | 3       | 100%    | 0       | 0       | 0%      |
|          |          | Male    | 0               | 0       | 0%      | 0              | 0       | 0%      | 6           | 3       | 50%     | 0       | 0       | 0%      |
|          | Kearney  | Female  | 0               | 0       | 0%      | 0              | 0       | 0%      | 1           | 1       | 100%    | 0       | 0       | 0%      |
|          |          | Male    | 0               | 0       | 0%      | 0              | 0       | 0%      | 7           | 4       | 57%     | 0       | 0       | 0%      |
|          |          | Unknown | 1               | 1       | 100%    | 0              | 0       | 0%      | 2           | 2       | 100%    | 0       | 0       | 0%      |
|          | Nuckolls | Female  | 0               | 0       | 0%      | 0              | 0       | 0%      | 2           | 1       | 50%     | 0       | 0       | 0%      |
|          |          | Male    | 1               | 1       | 100%    | 0              | 0       | 0%      | 2           | 0       | 0%      | 0       | 0       | 0%      |
|          | Phelps   | Female  | 0               | 0       | 0%      | 0              | 0       | 0%      | 4           | 3       | 75%     | 0       | 0       | 0%      |
|          |          | Male    | 0               | 0       | 0%      | 2              | 2       | 100%    | 4           | 3       | 75%     | 4       | 1       | 25%     |
|          |          | Unknown | 0               | 0       | 0%      | 0              | 0       | 0%      | 2           | 2       | 100%    | 0       | 0       | 0%      |
|          | Webster  | Female  | 0               | 0       | 0%      | 1              | 1       | 100%    | 1           | 1       | 100%    | 0       | 0       | 0%      |
| Male     |          | 0       | 0               | 0%      | 0       | 0              | 0%      | 3       | 1           | 33%     | 0       | 0       | 0%      |         |
| Unknown  |          | 0       | 0               | 0%      | 1       | 0              | 0%      | 0       | 0           | 0%      | 0       | 0       | 0%      |         |

## District 10

### Juvenile Cases and Adjudication by Case Type and Race/Ethnicity County

| District | County   | Race        | Traffic Offense |         |         | Status Offense |         |         | Misdemeanor |         |         | Felony  |         |         |
|----------|----------|-------------|-----------------|---------|---------|----------------|---------|---------|-------------|---------|---------|---------|---------|---------|
|          |          |             | # Cases         | # Admit | % Admit | # Cases        | # Admit | % Admit | # Cases     | # Admit | % Admit | # Cases | # Admit | % Admit |
| D10      | Adams    | Asian/P. I. | 0               | 0       | 0%      | 0              | 0       | 0%      | 1           | 1       | 100%    | 0       | 0       | 0%      |
|          |          | Black       | 0               | 0       | 0%      | 0              | 0       | 0%      | 1           | 1       | 100%    | 0       | 0       | 0%      |
|          |          | Hispanic    | 3               | 2       | 67%     | 3              | 3       | 100%    | 14          | 13      | 93%     | 1       | 1       | 100%    |
|          |          | White       | 14              | 12      | 86%     | 4              | 2       | 50%     | 73          | 59      | 81%     | 4       | 4       | 100%    |
|          |          | Other       | 0               | 0       | 0%      | 0              | 0       | 0%      | 1           | 0       | 0%      | 0       | 0       | 0%      |
|          |          | Unknown     | 2               | 2       | 100%    | 6              | 5       | 83%     | 29          | 21      | 72%     | 3       | 3       | 100%    |
|          | Clay     | Hispanic    | 1               | 1       | 100%    | 0              | 0       | 0%      | 1           | 0       | 0%      | 0       | 0       | 0%      |
|          |          | White       | 7               | 7       | 100%    | 0              | 0       | 0%      | 6           | 6       | 100%    | 0       | 0       | 0%      |
|          |          | Unknown     | 0               | 0       | 0%      | 0              | 0       | 0%      | 2           | 2       | 100%    | 0       | 0       | 0%      |
|          | Fillmore | White       | 4               | 4       | 100%    | 0              | 0       | 0%      | 3           | 1       | 33%     | 0       | 0       | 0%      |
|          |          | Unknown     | 0               | 0       | 0%      | 2              | 1       | 50%     | 0           | 0       | 0%      | 0       | 0       | 0%      |
|          | Franklin | White       | 0               | 0       | 0%      | 0              | 0       | 0%      | 4           | 3       | 75%     | 0       | 0       | 0%      |
|          |          | Unknown     | 1               | 1       | 100%    | 0              | 0       | 0%      | 3           | 1       | 33%     | 0       | 0       | 0%      |
|          | Harlan   | Black       | 0               | 0       | 0%      | 0              | 0       | 0%      | 1           | 1       | 100%    | 0       | 0       | 0%      |
|          |          | White       | 0               | 0       | 0%      | 0              | 0       | 0%      | 5           | 2       | 40%     | 0       | 0       | 0%      |
|          |          | Unknown     | 0               | 0       | 0%      | 0              | 0       | 0%      | 3           | 3       | 100%    | 0       | 0       | 0%      |
|          | Kearney  | Hispanic    | 0               | 0       | 0%      | 0              | 0       | 0%      | 1           | 1       | 100%    | 0       | 0       | 0%      |
|          |          | White       | 1               | 1       | 100%    | 0              | 0       | 0%      | 8           | 6       | 75%     | 0       | 0       | 0%      |
|          |          | Unknown     | 0               | 0       | 0%      | 0              | 0       | 0%      | 1           | 0       | 0%      | 0       | 0       | 0%      |
|          | Nuckolls | White       | 1               | 1       | 100%    | 0              | 0       | 0%      | 3           | 0       | 0%      | 0       | 0       | 0%      |
|          |          | Unknown     | 0               | 0       | 0%      | 0              | 0       | 0%      | 1           | 1       | 100%    | 0       | 0       | 0%      |
|          | Phelps   | Hispanic    | 0               | 0       | 0%      | 0              | 0       | 0%      | 2           | 1       | 50%     | 0       | 0       | 0%      |
|          |          | White       | 0               | 0       | 0%      | 2              | 2       | 100%    | 6           | 6       | 100%    | 2       | 0       | 0%      |
|          |          | Unknown     | 0               | 0       | 0%      | 0              | 0       | 0%      | 2           | 1       | 50%     | 2       | 1       | 50%     |
|          | Webster  | Asian/P. I. | 0               | 0       | 0%      | 0              | 0       | 0%      | 1           | 0       | 0%      | 0       | 0       | 0%      |
|          |          | White       | 0               | 0       | 0%      | 0              | 0       | 0%      | 3           | 2       | 67%     | 0       | 0       | 0%      |
|          |          | Unknown     | 0               | 0       | 0%      | 2              | 1       | 50%     | 0           | 0       | 0%      | 0       | 0       | 0%      |

Part (b) Juveniles Prosecuted in Adult Criminal Court - Case Type

*Nebraska Revised Statute 24-1007 (b) Juveniles prosecuted in adult criminal court for felonies, misdemeanors, and traffic offenses. The information shall include juveniles sentenced to terms in adult jails and prisons and juveniles placed on adult probation.*

Juveniles Prosecuted in Adult Criminal Court tables consist of criminal and traffic cases in county court and criminal cases in district court that reached the point of sentencing in 2015. Cases with multiple charges are counted once per case and reported as the most severe offense. Cases for juveniles ages 13 and below must be filed and stay in juvenile court; however, judges have the authority to allow these cases in criminal court. Therefore, only juveniles ages 14 through 17 at the time of the offense appear in adult criminal court data, with rare exceptions.

| Juveniles Prosecuted in Adult Criminal Court<br>by Case Type<br>District |                |          |           |             |         |             |             |             |        |             |
|--|----------------|----------|-----------|-------------|---------|-------------|-------------|-------------|--------|-------------|
| District   | Demographic    | Cohort   | All Cases |             | Traffic |             | Misdemeanor |             | Felony |             |
|  |                |          | #         | % of Total* | #       | % of Cohort | #           | % of Cohort | #      | % of Cohort |
| D10  | Age Group      | 11-13    | 1         | 10%         | 0       | 0%          | 0           | 0%          | 1      | 17%         |
|  |                | 17       | 9         | 90%         | 0       | 0%          | 4           | 100%        | 5      | 83%         |
|  | Gender         | Female   | 1         | 11%         | 0       | 0%          | 1           | 33%         | 0      | 0%          |
|  |                | Male     | 8         | 89%         | 0       | 0%          | 2           | 67%         | 6      | 100%        |
|  |                | Unknown  | 1         |             | 0       |             | 1           |             | 0      |             |
|  | Race/Ethnicity | Black    | 1         | 13%         | 0       | 0%          | 0           | 0%          | 1      | 20%         |
|  |                | Hispanic | 2         | 25%         | 0       | 0%          | 1           | 33%         | 1      | 20%         |
|  |                | White    | 5         | 63%         | 0       | 0%          | 2           | 67%         | 3      | 60%         |
|  |                | Unknown  | 2         |             | 0       |             | 1           |             | 1      |             |
|  | District Total |          |           | 10          | 100%    | 0           | 100%        | 4           | 100%   | 6           |

\*Percent of total cases is calculated using the valid percent within the demographic (cases with unknown gender or unknown race/ethnicity are not included).

## District 10

| Juveniles Prosecuted in Adult Criminal Court by Case Type and Age Group<br>County |          |        |           |         |             |         |
|---|----------|--------|-----------|---------|-------------|---------|
| District  | County   | Cohort | All Cases | Traffic | Misdemeanor | Felony  |
|   |          |        | # Cases   | # Cases | # Cases     | # Cases |
| D10   | Adams    | 11-13  | 1         | 0       | 0           | 1       |
|   |          | 17     | 6         | 0       | 3           | 3       |
|   | Clay     | 17     | 1         | 0       | 1           | 0       |
|   | Fillmore | 17     | 1         | 0       | 0           | 1       |
|   | Webster  | 17     | 1         | 0       | 0           | 1       |

| Juveniles Prosecuted in Adult Criminal Court by Case Type and Gender<br>County |          |         |           |         |             |         |
|--|----------|---------|-----------|---------|-------------|---------|
| District   | County   | Cohort  | All Cases | Traffic | Misdemeanor | Felony  |
|  |          |         | # Cases   | # Cases | # Cases     | # Cases |
| D10  | Adams    | Female  | 1         | 0       | 1           | 0       |
|  |          | Male    | 6         | 0       | 2           | 4       |
|  | Clay     | Unknown | 1         | 0       | 1           | 0       |
|  | Fillmore | Male    | 1         | 0       | 0           | 1       |
|  | Webster  | Male    | 1         | 0       | 0           | 1       |

| Juveniles Prosecuted in Adult Criminal Court by Case Type and Race/Ethnicity<br>County |          |          |           |         |             |         |
|--|----------|----------|-----------|---------|-------------|---------|
| District   | County   | Cohort   | All Cases | Traffic | Misdemeanor | Felony  |
|  |          |          | # Cases   | # Cases | # Cases     | # Cases |
| D10  | Adams    | Black    | 1         | 0       | 0           | 1       |
|  |          | Hispanic | 2         | 0       | 1           | 1       |
|  |          | White    | 4         | 0       | 2           | 2       |
|  | Clay     | Unknown  | 1         | 0       | 1           | 0       |
|  | Fillmore | White    | 1         | 0       | 0           | 1       |
|  | Webster  | Unknown  | 1         | 0       | 0           | 1       |



Part (b) Juveniles Prosecuted in Adult Criminal Court - Sentence

*Nebraska Revised Statute 24-1007 (b) Juveniles prosecuted in adult criminal court for felonies, misdemeanors, and traffic offenses. The information shall include juveniles sentenced to terms in adult jails and prisons and juveniles placed on adult probation.*

Juveniles Prosecuted in Adult Criminal Court tables include criminal and traffic cases in county court and criminal cases in district court that reached the point of sentencing in 2015. If multiple sentencing types occur within a case (ex. probation/jail), all sentencing types are included.

| Juveniles Prosecuted in Adult Criminal Court<br>by Sentence<br>District |                |          |           |             |           |             |      |             |        |             |
|---|----------------|----------|-----------|-------------|-----------|-------------|------|-------------|--------|-------------|
| District  | Demographic    | Cohort   | All Cases |             | Probation |             | Jail |             | Prison |             |
|   |                |          | #         | % of Total* | #         | % of Cohort | #    | % of Cohort | #      | % of Cohort |
| D10   | Age Group      | 11-13    | 1         | 10%         | 0         | 0%          | 0    | 0%          | 1      | 100%        |
|   |                | 17       | 9         | 90%         | 4         | 44%         | 4    | 44%         | 1      | 11%         |
|   | Gender         | Female   | 1         | 11%         | 0         | 0%          | 1    | 100%        | 0      | 0%          |
|   |                | Male     | 8         | 89%         | 3         | 38%         | 3    | 38%         | 2      | 25%         |
|   |                | Unknown  | 1         |             | 1         | 100%        | 0    | 0%          | 0      | 0%          |
|   | Race/Ethnicity | Black    | 1         | 13%         | 1         | 100%        | 0    | 0%          | 0      | 0%          |
|   |                | Hispanic | 2         | 25%         | 0         | 0%          | 1    | 50%         | 1      | 50%         |
|   |                | White    | 5         | 63%         | 2         | 40%         | 2    | 40%         | 1      | 20%         |
|   |                | Unknown  | 2         |             | 1         | 50%         | 1    | 50%         | 0      | 0%          |
|   | District Total |          |           | 10          | 100%      | 4           | 40%  | 4           | 40%    | 2           |

\*Percent of total cases is calculated using the valid percent (cases with unknown gender or unknown race/ethnicity are not included).

## District 10

| Juveniles Prosecuted in Adult Criminal Court by Sentence and Age Group<br>County |          |        |           |           |         |         |
|--|----------|--------|-----------|-----------|---------|---------|
| District   | County   | Cohort | All Cases | Probation | Jail    | Prison  |
|  |          |        | # Cases   | # Cases   | # Cases | # Cases |
| D10  | Adams    | 11-13  | 1         | 0         | 0       | 1       |
|  |          | 17     | 6         | 3         | 2       | 1       |
|  | Clay     | 17     | 1         | 1         | 0       | 0       |
|  | Fillmore | 17     | 1         | 0         | 1       | 0       |
|  | Webster  | 17     | 1         | 0         | 1       | 0       |

| Juveniles Prosecuted in Adult Criminal Court by Sentence and Gender<br>County |          |         |           |           |         |         |
|---|----------|---------|-----------|-----------|---------|---------|
| District  | County   | Cohort  | All Cases | Probation | Jail    | Prison  |
|   |          |         | # Cases   | # Cases   | # Cases | # Cases |
| D10   | Adams    | Female  | 1         | 0         | 1       | 0       |
|   |          | Male    | 6         | 3         | 1       | 2       |
|   | Clay     | Unknown | 1         | 1         | 0       | 0       |
|   | Fillmore | Male    | 1         | 0         | 1       | 0       |
|   | Webster  | Male    | 1         | 0         | 1       | 0       |

| Juveniles Prosecuted in Adult Criminal Court by Sentence and Race/Ethnicity<br>County |          |          |           |           |         |         |
|---|----------|----------|-----------|-----------|---------|---------|
| District  | County   | Cohort   | All Cases | Probation | Jail    | Prison  |
|   |          |          | # Cases   | # Cases   | # Cases | # Cases |
| D10   | Adams    | Black    | 1         | 1         | 0       | 0       |
|   |          | Hispanic | 2         | 0         | 1       | 1       |
|   |          | White    | 4         | 2         | 1       | 1       |
|   | Clay     | Unknown  | 1         | 1         | 0       | 0       |
|   | Fillmore | White    | 1         | 0         | 1       | 0       |
|   | Webster  | Unknown  | 1         | 0         | 1       | 0       |

## District 10

### Part (c) Motions to Transfer Courts and Transfers

*Nebraska Revised Statute 24-1007 (c) The number of motions to transfer and the number of cases transferred to adult court from juvenile court and from adult criminal court to juvenile court.*

The data for Motions to Transfer Cases and Cases Transferred consists of county court and district court adult criminal cases and county court and separate juvenile court juvenile cases within the same county. Motions to transfer cases and cases transferred that were entered in 2015 were included in the file. Cases may have been filed previously and transferred in 2015. There can be multiple motions to transfer a case and all are reported; transfers occur once per case.

| Motions to Transfer Courts and Transfers<br>District |                |             |                               |      |             |      |                               |      |             |      |
|--|----------------|-------------|-------------------------------|------|-------------|------|-------------------------------|------|-------------|------|
| District   | Demographic    | Cohort      | Juvenile Court to Adult Court |      |             |      | Adult Court to Juvenile Court |      |             |      |
|  |                |             | Motion to Transfer            |      | Transferred |      | Motion to Transfer            |      | Transferred |      |
|  |                |             | #                             | %    | #           | %    | #                             | %    | #           | %    |
| D10  | Age Group      | 14-15       | 1                             | 20%  | 0           | 0%   | 1                             | 50%  | 7           | 13%  |
|  |                | 16          | 1                             | 20%  | 0           | 0%   | 1                             | 50%  | 16          | 30%  |
|  |                | 17          | 3                             | 60%  | 1           | 100% | 0                             | 0%   | 30          | 57%  |
|  | Gender         | Female      | 1                             | 20%  | 0           | 0%   | 1                             | 50%  | 20          | 38%  |
|  |                | Male        | 4                             | 80%  | 1           | 100% | 1                             | 50%  | 32          | 62%  |
|  |                | Unknown     | 0                             |      | 0           |      | 0                             |      | 1           |      |
|  | Race/Ethnicity | Asian/P. I. | 0                             | 0%   | 0           | 0%   | 0                             | 0%   | 1           | 2%   |
|  |                | Hispanic    | 0                             | 0%   | 0           | 0%   | 0                             | 0%   | 2           | 4%   |
|  |                | White       | 3                             | 100% | 0           | 0%   | 1                             | 100% | 44          | 94%  |
|  |                | Unknown     | 2                             |      | 1           |      | 2                             |      | 6           |      |
| District Total                                       |                |             | 5                             | 100% | 1           | 100% | 3                             | 100% | 53          | 100% |

| Motions to Transfer Courts and Transfers by Age Group<br>County |          |        |                               |             |                               |             |
|---|----------|--------|-------------------------------|-------------|-------------------------------|-------------|
| District  | County   | Cohort | Juvenile Court to Adult Court |             | Adult Court to Juvenile Court |             |
|   |          |        | Motion to Transfer            | Transferred | Motion to Transfer            | Transferred |
| D10   | Adams    | 17     | 3                             | 1           | 0                             | 19          |
|   |          | 16     | 1                             | 0           | 0                             | 11          |
|   |          | 14-15  | 1                             | 0           | 0                             | 4           |
|   | Clay     | 14-15  | 0                             | 0           | 1                             | 1           |
|   | Fillmore | 16     | 0                             | 0           | 0                             | 2           |
|   |          | 17     | 0                             | 0           | 1                             | 2           |
|   | Franklin | 17     | 0                             | 0           | 0                             | 1           |
|   |          | 16     | 0                             | 0           | 0                             | 1           |
|   | Kearney  | 14-15  | 0                             | 0           | 0                             | 2           |
|   |          | 17     | 0                             | 0           | 0                             | 6           |
|   |          | 16     | 0                             | 0           | 0                             | 1           |
|   | Nuckolls | 17     | 0                             | 0           | 0                             | 1           |
|   |          | 16     | 0                             | 0           | 1                             | 1           |
|   | Webster  | 17     | 0                             | 0           | 0                             | 1           |

## District 10

| Motions to Transfer Courts and Transfers by Gender |          |         |                               |             |                               |             |
|--|----------|---------|-------------------------------|-------------|-------------------------------|-------------|
| County   |          |         |                               |             |                               |             |
| District   | County   | Cohort  | Juvenile Court to Adult Court |             | Adult Court to Juvenile Court |             |
|  |          |         | Motion to Transfer            | Transferred | Motion to Transfer            | Transferred |
| D10  | Adams    | Female  | 1                             | 0           | 0                             | 13          |
|  |          | Male    | 4                             | 1           | 0                             | 20          |
|  |          | Unknown | 0                             | 0           | 0                             | 1           |
|  | Clay     | Female  | 0                             | 0           | 1                             | 1           |
|  | Fillmore | Unknown | 0                             | 0           | 1                             | 0           |
|  |          | Female  | 0                             | 0           | 0                             | 2           |
|  |          | Male    | 0                             | 0           | 0                             | 2           |
|  | Franklin | Female  | 0                             | 0           | 0                             | 2           |
|  | Kearney  | Male    | 0                             | 0           | 0                             | 7           |
|  |          | Female  | 0                             | 0           | 0                             | 2           |
|  | Nuckolls | Male    | 0                             | 0           | 1                             | 2           |
| Webster  | Male     | 0       | 0                             | 0           | 1                             |             |

| Motions to Transfer Courts and Transfers by Race/Ethnicity |          |             |                               |             |                               |             |
|--|----------|-------------|-------------------------------|-------------|-------------------------------|-------------|
| County   |          |             |                               |             |                               |             |
| District   | County   | Cohort      | Juvenile Court to Adult Court |             | Adult Court to Juvenile Court |             |
|  |          |             | Motion to Transfer            | Transferred | Motion to Transfer            | Transferred |
| D10  | Adams    | Hispanic    | 0                             | 0           | 0                             | 1           |
|  |          | White       | 3                             | 0           | 0                             | 31          |
|  |          | Unknown     | 2                             | 1           | 0                             | 2           |
|  | Clay     | White       | 0                             | 0           | 1                             | 1           |
|  | Fillmore | White       | 0                             | 0           | 0                             | 4           |
|  |          | Unknown     | 0                             | 0           | 1                             | 0           |
|  | Franklin | White       | 0                             | 0           | 0                             | 1           |
|  |          | Unknown     | 0                             | 0           | 0                             | 1           |
|  | Kearney  | Hispanic    | 0                             | 0           | 0                             | 1           |
|  |          | White       | 0                             | 0           | 0                             | 6           |
|  |          | Unknown     | 0                             | 0           | 0                             | 2           |
|  | Nuckolls | White       | 0                             | 0           | 0                             | 1           |
|  |          | Unknown     | 0                             | 0           | 1                             | 1           |
|  | Webster  | Asian/P. I. | 0                             | 0           | 0                             | 1           |

Part (d) Probation - Cases

*Nebraska Revised Statute 24-1007 (d) Juveniles placed on juvenile probation, the number of juveniles on probation in out-of-home care, the number of juveniles completing probation, the number of motions to revoke probation and probation revocations, and the average length of time on probation.*

Juvenile Probation Activity - Cases tables consist of juvenile probation cases in county court and separate juvenile court that had the following activities during the year: placed on probation, out-of-home placement, motions to revoke, probation revoked, or satisfactory release. Probation cases may have multiple motions to revoke probation and multiple probation revocations. Cases may have been ordered to probation in previous years. All probation types are included.

| Juvenile Probation Activity - Cases |                    |             |                        |                |                          |                |                      |                |                      |                |                         |                |      |
|-------------------------------------|--------------------|-------------|------------------------|----------------|--------------------------|----------------|----------------------|----------------|----------------------|----------------|-------------------------|----------------|------|
| District                            |                    |             |                        |                |                          |                |                      |                |                      |                |                         |                |      |
| Dis-<br>trict                       | Demo-<br>graphic   | Cohort      | Placed on<br>Probation |                | Out-of-home<br>Placement |                | Motions to<br>Revoke |                | Probation<br>Revoked |                | Satisfactory<br>Release |                |      |
|                                     |                    |             | # of<br>Cases          | % of<br>Total* | # of<br>Cases            | % of<br>Total* | # of<br>Cases        | % of<br>Total* | # of<br>Cases        | % of<br>Total* | # of<br>Cases           | % of<br>Total* |      |
| D10                                 | Age<br>Group       | 10 & under  | 1                      | 1%             | 1                        | 3%             | 0                    | 0%             | 0                    | 0%             | 0                       | 0%             |      |
|                                     |                    | 11-13       | 26                     | 16%            | 11                       | 31%            | 38                   | 15%            | 25                   | 14%            | 7                       | 12%            |      |
|                                     |                    | 14-15       | 45                     | 28%            | 13                       | 36%            | 58                   | 23%            | 26                   | 14%            | 18                      | 30%            |      |
|                                     |                    | 16          | 54                     | 34%            | 4                        | 11%            | 81                   | 32%            | 59                   | 33%            | 22                      | 37%            |      |
|                                     |                    | 17          | 34                     | 21%            | 7                        | 19%            | 74                   | 29%            | 70                   | 39%            | 13                      | 22%            |      |
|                                     | Gender             | Female      | 55                     | 38%            | 13                       | 37%            | 57                   | 24%            | 35                   | 20%            | 17                      | 30%            |      |
|                                     |                    | Male        | 90                     | 62%            | 22                       | 63%            | 182                  | 76%            | 140                  | 80%            | 39                      | 70%            |      |
|                                     |                    | Unknown     | 15                     |                | 1                        |                | 12                   |                | 5                    |                | 4                       |                |      |
|                                     | Race/<br>Ethnicity | Asian/P. I. | 1                      | 1%             | 0                        | 0%             | 0                    | 0%             | 0                    | 0%             | 1                       | 2%             |      |
|                                     |                    | Black       | 16                     | 12%            | 11                       | 33%            | 28                   | 12%            | 25                   | 15%            | 1                       | 2%             |      |
|                                     |                    | Hispanic    | 14                     | 10%            | 0                        | 0%             | 24                   | 10%            | 16                   | 9%             | 4                       | 7%             |      |
|                                     |                    | White       | 105                    | 77%            | 22                       | 67%            | 179                  | 77%            | 131                  | 76%            | 49                      | 89%            |      |
|                                     |                    | Unknown     | 24                     |                | 3                        |                | 20                   |                | 8                    |                | 5                       |                |      |
|                                     | District Total     |             |                        | 160            | 100%                     | 36             | 100%                 | 251            | 100%                 | 180            | 100%                    | 60             | 100% |

\*Percent of total cases is calculated using the valid percent (cases with unknown gender or unknown race/ethnicity are not included).

## District 10

| Juvenile Probation Activity - Cases<br>by Age Group<br>County |          |            |                     |                       |                   |                   |                      |
|---|----------|------------|---------------------|-----------------------|-------------------|-------------------|----------------------|
| District  | County   | Age Group  | Placed on Probation | Out-of-home Placement | Motions to Revoke | Probation Revoked | Satisfactory Release |
| D10   | Adams    | 10 & under | 1                   | 1                     | 0                 | 0                 | 0                    |
|   |          | 11-13      | 18                  | 11                    | 35                | 25                | 0                    |
|   |          | 14-15      | 35                  | 12                    | 54                | 23                | 6                    |
|   |          | 16         | 38                  | 4                     | 77                | 58                | 12                   |
|   |          | 17         | 22                  | 7                     | 63                | 64                | 8                    |
|   | Clay     | 11-13      | 2                   | 0                     | 0                 | 0                 | 0                    |
|   |          | 14-15      | 1                   | 0                     | 0                 | 0                 | 2                    |
|   |          | 16         | 2                   | 0                     | 0                 | 0                 | 1                    |
|   | Fillmore | 11-13      | 1                   | 0                     | 0                 | 0                 | 3                    |
|   |          | 14-15      | 0                   | 0                     | 1                 | 0                 | 1                    |
|   |          | 16         | 1                   | 0                     | 1                 | 1                 | 1                    |
|   |          | 17         | 0                   | 0                     | 0                 | 0                 | 1                    |
|   | Franklin | 14-15      | 3                   | 1                     | 1                 | 0                 | 0                    |
|   |          | 16         | 1                   | 0                     | 0                 | 0                 | 0                    |
|   | Harlan   | 11-13      | 0                   | 0                     | 1                 | 0                 | 0                    |
|   |          | 16         | 4                   | 0                     | 0                 | 0                 | 2                    |
|   |          | 17         | 2                   | 0                     | 0                 | 0                 | 1                    |
|   | Kearney  | 11-13      | 0                   | 0                     | 0                 | 0                 | 1                    |
|   |          | 14-15      | 2                   | 0                     | 0                 | 0                 | 3                    |
|   |          | 16         | 2                   | 0                     | 0                 | 0                 | 3                    |
|   |          | 17         | 6                   | 0                     | 10                | 6                 | 2                    |
|   | Nuckolls | 11-13      | 1                   | 0                     | 0                 | 0                 | 1                    |
|   |          | 14-15      | 0                   | 0                     | 0                 | 0                 | 2                    |
|   |          | 16         | 1                   | 0                     | 0                 | 0                 | 0                    |
|   | Phelps   | 11-13      | 3                   | 0                     | 2                 | 0                 | 2                    |
|   |          | 14-15      | 2                   | 0                     | 0                 | 3                 | 3                    |
|   |          | 16         | 3                   | 0                     | 0                 | 0                 | 1                    |
|   |          | 17         | 3                   | 0                     | 1                 | 0                 | 1                    |
|   | Webster  | 11-13      | 1                   | 0                     | 0                 | 0                 | 0                    |
|   |          | 14-15      | 2                   | 0                     | 2                 | 0                 | 1                    |
|   |          | 16         | 2                   | 0                     | 3                 | 0                 | 2                    |
|   |          | 17         | 1                   | 0                     | 0                 | 0                 | 0                    |

## District 10

| Juvenile Probation Activity - Cases<br>by Gender<br>County |          |         |                     |                       |                   |                   |                      |
|--|----------|---------|---------------------|-----------------------|-------------------|-------------------|----------------------|
| District   | County   | Gender  | Placed on Probation | Out-of-home Placement | Motions to Revoke | Probation Revoked | Satisfactory Release |
| D10  | Adams    | Female  | 41                  | 13                    | 56                | 32                | 5                    |
|  |          | Male    | 61                  | 21                    | 167               | 137               | 19                   |
|  |          | Unknown | 12                  | 1                     | 6                 | 1                 | 2                    |
|  | Clay     | Female  | 2                   | 0                     | 0                 | 0                 | 0                    |
|  |          | Male    | 2                   | 0                     | 0                 | 0                 | 3                    |
|  |          | Unknown | 1                   | 0                     | 0                 | 0                 | 0                    |
|  | Fillmore | Female  | 1                   | 0                     | 0                 | 0                 | 3                    |
|  |          | Male    | 1                   | 0                     | 2                 | 0                 | 3                    |
|  |          | Unknown | 0                   | 0                     | 0                 | 1                 | 0                    |
|  | Franklin | Female  | 3                   | 0                     | 1                 | 0                 | 0                    |
|  |          | Male    | 1                   | 1                     | 0                 | 0                 | 0                    |
|  | Harlan   | Female  | 5                   | 0                     | 0                 | 0                 | 1                    |
|  |          | Male    | 1                   | 0                     | 1                 | 0                 | 2                    |
|  | Kearney  | Female  | 0                   | 0                     | 0                 | 0                 | 3                    |
|  |          | Male    | 10                  | 0                     | 6                 | 3                 | 6                    |
|  |          | Unknown | 0                   | 0                     | 4                 | 3                 | 0                    |
|  | Nuckolls | Female  | 1                   | 0                     | 0                 | 0                 | 2                    |
|  |          | Unknown | 1                   | 0                     | 0                 | 0                 | 1                    |
|  | Phelps   | Female  | 1                   | 0                     | 0                 | 3                 | 1                    |
|  |          | Male    | 10                  | 0                     | 3                 | 0                 | 6                    |
|  | Webster  | Female  | 1                   | 0                     | 0                 | 0                 | 2                    |
| Male   |          | 4       | 0                   | 3                     | 0                 | 0                 |                      |
| Unknown  |          | 1       | 0                   | 2                     | 0                 | 1                 |                      |

## District 10

| Juvenile Probation Activity - Cases<br>by Race/Ethnicity<br>County |          |             |                     |                       |                   |                   |                      |
|--|----------|-------------|---------------------|-----------------------|-------------------|-------------------|----------------------|
| District   | County   | Gender      | Placed on Probation | Out-of-home Placement | Motions to Revoke | Probation Revoked | Satisfactory Release |
| D10  | Adams    | Asian/P. I. | 1                   | 0                     | 0                 | 0                 | 1                    |
|  |          | Black       | 15                  | 11                    | 28                | 25                | 0                    |
|  |          | Hispanic    | 11                  | 0                     | 20                | 13                | 2                    |
|  |          | White       | 72                  | 21                    | 169               | 131               | 21                   |
|  |          | Unknown     | 15                  | 3                     | 12                | 1                 | 2                    |
|  | Clay     | Hispanic    | 0                   | 0                     | 0                 | 0                 | 1                    |
|  |          | White       | 3                   | 0                     | 0                 | 0                 | 2                    |
|  |          | Unknown     | 2                   | 0                     | 0                 | 0                 | 0                    |
|  | Fillmore | White       | 1                   | 0                     | 1                 | 0                 | 5                    |
|  |          | Unknown     | 1                   | 0                     | 1                 | 1                 | 1                    |
|  | Franklin | White       | 4                   | 1                     | 1                 | 0                 | 0                    |
|  | Harlan   | Black       | 1                   | 0                     | 0                 | 0                 | 1                    |
|  |          | White       | 5                   | 0                     | 1                 | 0                 | 2                    |
|  | Kearney  | Hispanic    | 3                   | 0                     | 4                 | 3                 | 0                    |
|  |          | White       | 7                   | 0                     | 2                 | 0                 | 9                    |
|  |          | Unknown     | 0                   | 0                     | 4                 | 3                 | 0                    |
|  | Nuckolls | White       | 0                   | 0                     | 0                 | 0                 | 2                    |
|  |          | Unknown     | 2                   | 0                     | 0                 | 0                 | 1                    |
|  | Phelps   | Hispanic    | 0                   | 0                     | 0                 | 0                 | 1                    |
|  |          | White       | 8                   | 0                     | 2                 | 0                 | 6                    |
|  |          | Unknown     | 3                   | 0                     | 1                 | 3                 | 0                    |
|  | Webster  | White       | 5                   | 0                     | 3                 | 0                 | 2                    |
|  |          | Unknown     | 1                   | 0                     | 2                 | 0                 | 1                    |



## District 10

### Part (d) Probation - Youth

*Nebraska Revised Statute 24-1007 (d) Juveniles placed on juvenile probation, the number of juveniles on probation in out-of-home care, the number of juveniles completing probation, the number of motions to revoke probation and probation revocations, and the average length of time on probation.*

The Juvenile Probation Activity - Youth data is provided from the Office of Probation's case management system, Nebraska Probation Application for Community Safety (NPACS). The table reports the number and percent of youth with various activity during the year. Youth are counted once in each category, regardless of the number of out-of-home placements, motions to revoke, or cases they may have in the court system. Age groups report age at the time of arrest, with the exception of the average length of probation, which reports age at the time of exit from probation.

| Juvenile Probation Activity - Youth<br>District |                 |                 |                     |            |                       |            |                   |            |                   |            |                      |            |                              |        |
|---|-----------------|-----------------|---------------------|------------|-----------------------|------------|-------------------|------------|-------------------|------------|----------------------|------------|------------------------------|--------|
| District  | Demo-graphic    | Cohort          | Placed on Probation |            | Out-of-home Placement |            | Motions to Revoke |            | Probation Revoked |            | Satisfactory Release |            | Average Length of Probation* |        |
|   |                 |                 | # of Youth          | % of Total | # of Youth            | % of Total | # of Youth        | % of Total | # of Youth        | % of Total | # of Youth           | % of Total | # of Youth                   | Months |
| D10   | Age Group       | 10 & under      | 1                   | 1%         | 2                     | 3%         | 0                 | 0%         | 0                 | 0%         | 0                    | 0%         | 0                            | 0      |
|   |                 | 11-13           | 7                   | 9%         | 15                    | 23%        | 10                | 22%        | 0                 | 0%         | 3                    | 6%         | 0                            | 0      |
|   |                 | 14-15           | 22                  | 29%        | 24                    | 37%        | 20                | 43%        | 1                 | 20%        | 14                   | 29%        | 6                            | 13     |
|   |                 | 16              | 26                  | 34%        | 15                    | 23%        | 11                | 24%        | 1                 | 20%        | 23                   | 47%        | 13                           | 12     |
|   |                 | 17              | 19                  | 25%        | 9                     | 14%        | 5                 | 11%        | 3                 | 60%        | 9                    | 18%        | 18                           | 11     |
|   |                 | 18              | 1                   | 1%         | 0                     | 0%         | 0                 | 0%         | 0                 | 0%         | 0                    | 0%         | 47                           | 14     |
|   | Gender          | Female          | 22                  | 29%        | 20                    | 31%        | 13                | 28%        | 1                 | 20%        | 13                   | 27%        | 19                           | 14     |
|   |                 | Male            | 54                  | 71%        | 45                    | 69%        | 33                | 72%        | 4                 | 80%        | 36                   | 73%        | 65                           | 13     |
|   | Race            | Am. Indian      | 2                   | 3%         | 3                     | 5%         | 0                 | 0%         | 0                 | 0%         | 0                    | 0%         | 0                            | 0      |
|   |                 | Asian/P. I.     | 0                   | 0%         | 0                     | 0%         | 0                 | 0%         | 0                 | 0%         | 1                    | 2%         | 1                            | 18     |
|   |                 | Black           | 6                   | 8%         | 5                     | 8%         | 4                 | 9%         | 0                 | 0%         | 1                    | 2%         | 4                            | 14     |
|   |                 | White           | 64                  | 84%        | 50                    | 77%        | 33                | 72%        | 5                 | 100%       | 45                   | 92%        | 73                           | 13     |
|   |                 | Other           | 4                   | 5%         | 7                     | 11%        | 9                 | 20%        | 0                 | 0%         | 2                    | 4%         | 6                            | 14     |
|   | Ethnicity       | Hispanic Origin | 9                   | 12%        | 11                    | 17%        | 10                | 22%        | 1                 | 20%        | 2                    | 4%         | 9                            | 13     |
|   |                 | Non-Hispanic    | 67                  | 88%        | 54                    | 83%        | 36                | 78%        | 4                 | 80%        | 47                   | 96%        | 75                           | 13     |
|   | District Totals |                 |                     | 76         | 100%                  | 65         | 100%              | 46         | 100%              | 5          | 100%                 | 49         | 100%                         | 84     |

\*Probation is terminated at 19 years of age. The age group for 18 year olds average length of probation includes 18 and 19 year olds.

## District 10

Youth Level of Service/Case Management Inventory (YLS/CMI) is an assessment tool used to determine the level of risk and appropriate placement for youth on probation. The following table shows the classification results of youth upon entry and exit from probation.

| Classification based on Youth Level of Service/<br>Case Management Inventory Level |   |                        |      |                      |      |
|--|---|------------------------|------|----------------------|------|
| District   | Risk Category                                     | Initial Classification |      | Final Classification |      |
|  |   | #                      | %    | #                    | %    |
| D10  | Juvenile Community-Based Intervention (high risk) | 41                     | 54%  | 40                   | 48%  |
|  | Juvenile Community-Based Resource (low risk)      | 34                     | 45%  | 44                   | 52%  |
|  | Other*  | 1                      | 1%   |                      | 0%   |
| Total Youth  |   | 76                     | 100% | 84                   | 100% |

\*No YLS/CMI assessment completed prior to termination of probation due to a brief probation term or successful completion of pre-adjudicated services.

As a part of the Interstate Compact on the Placement of Children (ICPC), Nebraska monitors youth from out of state. These are notated in county tables as “out of state.”

| Juvenile Probation Activity - Youth by Age Group<br>County |          |            |                     |                       |                   |                   |                      |                              |        |
|--|----------|------------|---------------------|-----------------------|-------------------|-------------------|----------------------|------------------------------|--------|
| District   | County   | Cohort     | Placed on Probation | Out-of-home Placement | Motions to Revoke | Probation Revoked | Satisfactory Release | Average Length of Probation* |        |
|  |          |            | # of Youth          | # of Youth            | # of Youth        | # of Youth        | # of Youth           | # of Youth                   | Months |
| D10  | Adams    | 10 & under | 1                   | 1                     | 0                 | 0                 | 0                    | 0                            | 0      |
|  |          | 11-13      | 4                   | 13                    | 7                 | 0                 | 0                    | 0                            | 0      |
|  |          | 14-15      | 16                  | 16                    | 16                | 1                 | 6                    | 3                            | 11     |
|  |          | 16         | 18                  | 11                    | 10                | 1                 | 17                   | 6                            | 14     |
|  |          | 17         | 15                  | 8                     | 4                 | 3                 | 4                    | 7                            | 12     |
|  |          | 18         | 0                   | 0                     | 0                 | 0                 | 0                    | 39                           | 14     |
|  | Franklin | 10 & under | 0                   | 1                     | 0                 | 0                 | 0                    | 0                            | 0      |
|  |          | 14-15      | 1                   | 2                     | 1                 | 0                 | 0                    | 0                            | 0      |
|  |          | 16         | 2                   | 4                     | 1                 | 0                 | 1                    | 0                            | 0      |
|  |          | 17         | 0                   | 0                     | 0                 | 0                 | 0                    | 1                            | 7      |
|  |          | 18         | 0                   | 0                     | 0                 | 0                 | 0                    | 1                            | 13     |
|  | Harlan   | 11-13      | 1                   | 1                     | 2                 | 0                 | 0                    | 0                            | 0      |
|  |          | 14-15      | 0                   | 0                     | 0                 | 0                 | 1                    | 0                            | 0      |
|  |          | 16         | 1                   | 0                     | 0                 | 0                 | 1                    | 2                            | 12     |
|  |          | 17         | 1                   | 1                     | 0                 | 0                 | 1                    | 1                            | 10     |
|  |          | 18         | 0                   | 0                     | 0                 | 0                 | 0                    | 1                            | 12     |

## District 10

| Juvenile Probation Activity - Youth by Age Group |              |        |                     |                       |                   |                   |                      |                              |            |
|--|--------------|--------|---------------------|-----------------------|-------------------|-------------------|----------------------|------------------------------|------------|
| County   |              |        |                     |                       |                   |                   |                      |                              |            |
| District   | County       | Cohort | Placed on Probation | Out-of-home Placement | Motions to Revoke | Probation Revoked | Satisfactory Release | Average Length of Probation* |            |
|  |              |        | # of Youth          | # of Youth            | # of Youth        | # of Youth        | # of Youth           | # of Youth                   | # of Youth |
| D10 Continued                                    | Kearney      | 11-13  | 0                   | 0                     | 0                 | 0                 | 1                    | 0                            | 0          |
|  |              | 14-15  | 2                   | 1                     | 1                 | 0                 | 3                    | 1                            | 23         |
|  |              | 16     | 2                   | 0                     | 0                 | 0                 | 3                    | 3                            | 12         |
|  |              | 17     | 1                   | 0                     | 1                 | 0                 | 2                    | 4                            | 9          |
|  |              | 18     | 0                   | 0                     | 0                 | 0                 | 0                    | 4                            | 15         |
|  | Out of State | 17     | 0                   | 0                     | 0                 | 0                 | 0                    | 1                            | 10         |
|  | Phelps       | 11-13  | 2                   | 1                     | 1                 | 0                 | 2                    | 0                            | 0          |
|  |              | 14-15  | 1                   | 2                     | 1                 | 0                 | 3                    | 2                            | 11         |
|  |              | 16     | 2                   | 0                     | 0                 | 0                 | 0                    | 2                            | 9          |
|  |              | 17     | 1                   | 0                     | 0                 | 0                 | 2                    | 3                            | 10         |
|  |              | 18     | 1                   | 0                     | 0                 | 0                 | 0                    | 0                            | 0          |
|  | Webster      | 14-15  | 2                   | 3                     | 1                 | 0                 | 1                    | 0                            | 0          |
|  |              | 16     | 1                   | 0                     | 0                 | 0                 | 1                    | 0                            | 0          |
|  |              | 17     | 1                   | 0                     | 0                 | 0                 | 0                    | 1                            | 19         |
|  |              | 18     | 0                   | 0                     | 0                 | 0                 | 0                    | 2                            | 8          |

| Juvenile Probation Activity - Youth by Gender |              |        |                     |                       |                   |                   |                      |                              |            |
|---|--------------|--------|---------------------|-----------------------|-------------------|-------------------|----------------------|------------------------------|------------|
| County  |              |        |                     |                       |                   |                   |                      |                              |            |
| District                                      | County       | Cohort | Placed on Probation | Out-of-home Placement | Motions to Revoke | Probation Revoked | Satisfactory Release | Average Length of Probation* |            |
|   |              |        | # of Youth          | # of Youth            | # of Youth        | # of Youth        | # of Youth           | # of Youth                   | # of Youth |
| D10   | Adams        | Female | 19                  | 14                    | 9                 | 1                 | 8                    | 13                           | 13         |
|   |              | Male   | 35                  | 35                    | 28                | 4                 | 19                   | 42                           | 14         |
|   | Franklin     | Female | 2                   | 3                     | 2                 | 0                 | 0                    | 0                            | 0          |
|   |              | Male   | 1                   | 4                     | 0                 | 0                 | 1                    | 2                            | 10         |
|   | Harlan       | Female | 1                   | 1                     | 0                 | 0                 | 0                    | 0                            | 0          |
|   |              | Male   | 2                   | 1                     | 2                 | 0                 | 3                    | 4                            | 11         |
|   | Kearney      | Female | 0                   | 1                     | 1                 | 0                 | 2                    | 4                            | 13         |
|   |              | Male   | 5                   | 0                     | 1                 | 0                 | 7                    | 8                            | 13         |
|   | Out of State | Male   | 0                   | 0                     | 0                 | 0                 | 0                    | 1                            | 10         |
|   | Phelps       | Female | 0                   | 1                     | 1                 | 0                 | 1                    | 1                            | 15         |
|   |              | Male   | 7                   | 2                     | 1                 | 0                 | 6                    | 6                            | 9          |
|   | Webster      | Female | 0                   | 0                     | 0                 | 0                 | 2                    | 1                            | 19         |
|   |              | Male   | 4                   | 3                     | 1                 | 0                 | 0                    | 2                            | 8          |

## District 10

### Juvenile Probation Activity - Youth by Race County

| District | County       | Cohort      | Placed on Probation | Out-of-home Placement | Motions to Revoke | Probation Revoked | Satisfactory Release | Average Length of Probation* |        |
|----------|--------------|-------------|---------------------|-----------------------|-------------------|-------------------|----------------------|------------------------------|--------|
|          |              |             | # of Youth          | # of Youth            | # of Youth        | # of Youth        | # of Youth           | # of Youth                   | Months |
| D10      | Adams        | Am. Indian  | 2                   | 3                     | 0                 | 0                 | 0                    | 0                            | 0      |
|          |              | Asian/P. I. | 0                   | 0                     | 0                 | 0                 | 1                    | 1                            | 18     |
|          |              | Black       | 6                   | 5                     | 4                 | 0                 | 1                    | 4                            | 14     |
|          |              | White       | 42                  | 35                    | 25                | 5                 | 24                   | 45                           | 13     |
|          |              | Other       | 4                   | 6                     | 8                 | 0                 | 1                    | 5                            | 16     |
|          | Franklin     | White       | 3                   | 7                     | 2                 | 0                 | 1                    | 2                            | 10     |
|          | Harlan       | White       | 3                   | 2                     | 2                 | 0                 | 3                    | 4                            | 11     |
|          | Kearney      | White       | 5                   | 1                     | 2                 | 0                 | 9                    | 12                           | 13     |
|          | Out of State | White       | 0                   | 0                     | 0                 | 0                 | 0                    | 1                            | 10     |
|          | Phelps       | White       | 7                   | 2                     | 1                 | 0                 | 6                    | 6                            | 10     |
|          |              | Other       | 0                   | 1                     | 1                 | 0                 | 1                    | 1                            | 6      |
|          | Webster      | White       | 4                   | 3                     | 1                 | 0                 | 2                    | 3                            | 11     |

### Juvenile Probation Activity - Youth by Ethnicity County

| District | County       | Cohort          | Placed on Probation | Out-of-home Placement | Motions to Revoke | Probation Revoked | Satisfactory Release | Average Length of Probation* |        |
|----------|--------------|-----------------|---------------------|-----------------------|-------------------|-------------------|----------------------|------------------------------|--------|
|          |              |                 | # of Youth          | # of Youth            | # of Youth        | # of Youth        | # of Youth           | # of Youth                   | Months |
| D10      | Adams        | Hispanic Origin | 9                   | 10                    | 9                 | 1                 | 1                    | 7                            | 14     |
|          |              | Non-Hispanic    | 45                  | 39                    | 28                | 4                 | 26                   | 48                           | 14     |
|          | Franklin     | Non-Hispanic    | 3                   | 7                     | 2                 | 0                 | 1                    | 2                            | 10     |
|          | Harlan       | Non-Hispanic    | 3                   | 2                     | 2                 | 0                 | 3                    | 4                            | 11     |
|          | Kearney      | Non-Hispanic    | 5                   | 1                     | 2                 | 0                 | 9                    | 12                           | 13     |
|          | Out of State | Hispanic Origin | 0                   | 0                     | 0                 | 0                 | 0                    | 1                            | 10     |
|          | Phelps       | Hispanic Origin | 0                   | 1                     | 1                 | 0                 | 1                    | 1                            | 6      |
|          |              | Non-Hispanic    | 7                   | 2                     | 1                 | 0                 | 6                    | 6                            | 10     |
|          | Webster      | Non-Hispanic    | 4                   | 3                     | 1                 | 0                 | 2                    | 3                            | 11     |

## District 10

### Part (e) Juveniles With Access to Counsel

*Nebraska Revised Statute 24-1007 (e) juveniles with and without access to counsel in juvenile and adult court, both appointed and retained.*

The Juveniles with Access to Counsel table displays the percent of juveniles represented by an attorney in criminal cases from county court and district court and juvenile cases from county court and separate juvenile court. Data includes new cases filed and cases transferred from one county to another during calendar year 2015. Cases filed in 2015 may not have reached the sentencing/adjudication stage of proceedings.

| Juveniles With Access to Counsel<br>District |                    |             |                                     |                      |                   |                   |                                     |                      |                   |                   |
|--|--------------------|-------------|-------------------------------------|----------------------|-------------------|-------------------|-------------------------------------|----------------------|-------------------|-------------------|
| District                                     | Demo-<br>graphic   | Cohort      | Criminal Court Cases                |                      |                   |                   | Juvenile Court Cases                |                      |                   |                   |
|  |                    |             | Total<br>Criminal<br>Court<br>Cases | # Without<br>Counsel | # With<br>Counsel | % With<br>Counsel | Total<br>Juvenile<br>Court<br>Cases | # Without<br>Counsel | # With<br>Counsel | % With<br>Counsel |
| D10  | Age Group          | 10 & under  | 0                                   | 0                    | 0                 | 0%                | 7                                   | 2                    | 5                 | 71%               |
|  |                    | 11-13       | 2                                   | 0                    | 2                 | 100%              | 44                                  | 26                   | 18                | 41%               |
|  |                    | 14-15       | 4                                   | 2                    | 2                 | 50%               | 91                                  | 59                   | 32                | 35%               |
|  |                    | 16          | 16                                  | 13                   | 3                 | 19%               | 100                                 | 63                   | 37                | 37%               |
|  |                    | 17          | 48                                  | 27                   | 21                | 44%               | 119                                 | 86                   | 33                | 28%               |
|  | Gender             | Female      | 18                                  | 14                   | 4                 | 22%               | 108                                 | 78                   | 30                | 28%               |
|  |                    | Male        | 48                                  | 26                   | 22                | 46%               | 238                                 | 148                  | 90                | 38%               |
|  |                    | Unknown     | 4                                   | 2                    | 2                 | 50%               | 15                                  | 10                   | 5                 | 33%               |
|  | Race/<br>Ethnicity | Asian/P. I. | 1                                   | 0                    | 1                 | 100%              | 2                                   | 1                    | 1                 | 50%               |
|  |                    | Black       | 1                                   | 0                    | 1                 | 100%              | 10                                  | 4                    | 6                 | 60%               |
|  |                    | Hispanic    | 6                                   | 2                    | 4                 | 67%               | 31                                  | 26                   | 5                 | 16%               |
|  |                    | White       | 47                                  | 34                   | 13                | 28%               | 242                                 | 162                  | 80                | 33%               |
|  |                    | Other       | 0                                   | 0                    | 0                 | 0%                | 1                                   | 0                    | 1                 | 100%              |
|  |                    | Unknown     | 15                                  | 6                    | 9                 | 60%               | 75                                  | 43                   | 32                | 43%               |
|  | District Total     |             |                                     | 70                   | 42                | 28                | 40%                                 | 361                  | 236               | 125               |

## District 10

### Juveniles With Access to Counsel by Age Group County

| District | County   | Cohort     | Criminal Court Cases |                   |                |                | Juvenile Court Cases |                   |                |                |
|----------|----------|------------|----------------------|-------------------|----------------|----------------|----------------------|-------------------|----------------|----------------|
|          |          |            | Total Cases          | # Without Counsel | # With Counsel | % With Counsel | Total Cases          | # Without Counsel | # With Counsel | % With Counsel |
| D10      | Adams    | 10 & under | 0                    | 0                 | 0              | 0%             | 6                    | 2                 | 4              | 67%            |
|          |          | 11-13      | 2                    | 0                 | 2              | 100%           | 24                   | 13                | 11             | 46%            |
|          |          | 14-15      | 2                    | 2                 | 0              | 0%             | 53                   | 33                | 20             | 38%            |
|          |          | 16         | 9                    | 8                 | 1              | 11%            | 66                   | 38                | 28             | 42%            |
|          |          | 17         | 25                   | 17                | 8              | 32%            | 77                   | 62                | 15             | 19%            |
|          | Clay     | 11-13      | 0                    | 0                 | 0              | 0%             | 2                    | 2                 | 0              | 0%             |
|          |          | 14-15      | 0                    | 0                 | 0              | 0%             | 12                   | 10                | 2              | 17%            |
|          |          | 16         | 0                    | 0                 | 0              | 0%             | 4                    | 3                 | 1              | 25%            |
|          |          | 17         | 1                    | 0                 | 1              | 100%           | 6                    | 6                 | 0              | 0%             |
|          | Fillmore | 11-13      | 0                    | 0                 | 0              | 0%             | 2                    | 1                 | 1              | 50%            |
|          |          | 16         | 0                    | 0                 | 0              | 0%             | 5                    | 5                 | 0              | 0%             |
|          |          | 17         | 2                    | 1                 | 1              | 50%            | 3                    | 2                 | 1              | 33%            |
|          | Franklin | 11-13      | 0                    | 0                 | 0              | 0%             | 4                    | 4                 | 0              | 0%             |
|          |          | 14-15      | 0                    | 0                 | 0              | 0%             | 5                    | 3                 | 2              | 40%            |
|          |          | 16         | 0                    | 0                 | 0              | 0%             | 3                    | 2                 | 1              | 33%            |
|          |          | 17         | 0                    | 0                 | 0              | 0%             | 2                    | 2                 | 0              | 0%             |
|          | Harlan   | 14-15      | 0                    | 0                 | 0              | 0%             | 4                    | 2                 | 2              | 50%            |
|          |          | 16         | 0                    | 0                 | 0              | 0%             | 4                    | 3                 | 1              | 25%            |
|          |          | 17         | 0                    | 0                 | 0              | 0%             | 4                    | 2                 | 2              | 50%            |
|          | Kearney  | 11-13      | 0                    | 0                 | 0              | 0%             | 1                    | 0                 | 1              | 100%           |
|          |          | 14-15      | 2                    | 0                 | 2              | 100%           | 6                    | 4                 | 2              | 33%            |
|          |          | 16         | 2                    | 2                 | 0              | 0%             | 2                    | 2                 | 0              | 0%             |
|          |          | 17         | 8                    | 6                 | 2              | 25%            | 9                    | 6                 | 3              | 33%            |
|          | Nuckolls | 11-13      | 0                    | 0                 | 0              | 0%             | 1                    | 1                 | 0              | 0%             |
|          |          | 14-15      | 0                    | 0                 | 0              | 0%             | 1                    | 1                 | 0              | 0%             |
|          |          | 16         | 1                    | 0                 | 1              | 100%           | 5                    | 3                 | 2              | 40%            |
|          |          | 17         | 1                    | 1                 | 0              | 0%             | 3                    | 3                 | 0              | 0%             |
|          | Phelps   | 11-13      | 0                    | 0                 | 0              | 0%             | 8                    | 3                 | 5              | 63%            |
|          |          | 14-15      | 0                    | 0                 | 0              | 0%             | 8                    | 6                 | 2              | 25%            |
|          |          | 16         | 4                    | 3                 | 1              | 25%            | 9                    | 7                 | 2              | 22%            |
|          |          | 17         | 3                    | 2                 | 1              | 33%            | 10                   | 2                 | 8              | 80%            |
|          | Webster  | 10 & under | 0                    | 0                 | 0              | 0%             | 1                    | 0                 | 1              | 100%           |
| 11-13    |          | 0          | 0                    | 0                 | 0%             | 2              | 2                    | 0                 | 0%             |                |
| 14-15    |          | 0          | 0                    | 0                 | 0%             | 2              | 0                    | 2                 | 100%           |                |
| 16       |          | 0          | 0                    | 0                 | 0%             | 2              | 0                    | 2                 | 100%           |                |
| 17       |          | 8          | 0                    | 8                 | 100%           | 5              | 1                    | 4                 | 80%            |                |

## District 10

| Juveniles With Access to Counsel by Gender<br>County |          |         |                      |                   |                |                |                      |                   |                |                |
|--|----------|---------|----------------------|-------------------|----------------|----------------|----------------------|-------------------|----------------|----------------|
| District   | County   | Cohort  | Criminal Court Cases |                   |                |                | Juvenile Court Cases |                   |                |                |
|  |          |         | Total Cases          | # Without Counsel | # With Counsel | % With Counsel | Total Cases          | # Without Counsel | # With Counsel | % With Counsel |
| D10  | Adams    | Female  | 11                   | 10                | 1              | 9%             | 70                   | 48                | 22             | 31%            |
|  |          | Male    | 26                   | 16                | 10             | 38%            | 153                  | 97                | 56             | 37%            |
|  |          | Unknown | 1                    | 1                 | 0              | 0%             | 3                    | 3                 | 0              | 0%             |
|  | Clay     | Female  | 0                    | 0                 | 0              | 0%             | 6                    | 6                 | 0              | 0%             |
|  |          | Male    | 0                    | 0                 | 0              | 0%             | 16                   | 13                | 3              | 19%            |
|  |          | Unknown | 1                    | 0                 | 1              | 100%           | 2                    | 2                 | 0              | 0%             |
|  | Fillmore | Female  | 0                    | 0                 | 0              | 0%             | 3                    | 3                 | 0              | 0%             |
|  |          | Male    | 2                    | 1                 | 1              | 50%            | 7                    | 5                 | 2              | 29%            |
|  | Franklin | Female  | 0                    | 0                 | 0              | 0%             | 7                    | 5                 | 2              | 29%            |
|  |          | Male    | 0                    | 0                 | 0              | 0%             | 7                    | 6                 | 1              | 14%            |
|  | Harlan   | Female  | 0                    | 0                 | 0              | 0%             | 4                    | 3                 | 1              | 25%            |
|  |          | Male    | 0                    | 0                 | 0              | 0%             | 8                    | 4                 | 4              | 50%            |
|  | Kearney  | Female  | 4                    | 2                 | 2              | 50%            | 5                    | 3                 | 2              | 40%            |
|  |          | Male    | 8                    | 6                 | 2              | 25%            | 9                    | 7                 | 2              | 22%            |
|  |          | Unknown | 0                    | 0                 | 0              | 0%             | 4                    | 2                 | 2              | 50%            |
|  | Nuckolls | Female  | 0                    | 0                 | 0              | 0%             | 5                    | 5                 | 0              | 0%             |
|  |          | Male    | 2                    | 1                 | 1              | 50%            | 5                    | 3                 | 2              | 40%            |
|  | Phelps   | Female  | 3                    | 2                 | 1              | 33%            | 5                    | 3                 | 2              | 40%            |
|  |          | Male    | 3                    | 2                 | 1              | 33%            | 28                   | 13                | 15             | 54%            |
|  |          | Unknown | 1                    | 1                 | 0              | 0%             | 2                    | 2                 | 0              | 0%             |
|  | Webster  | Female  | 0                    | 0                 | 0              | 0%             | 3                    | 2                 | 1              | 33%            |
| Male   |          | 7       | 0                    | 7                 | 100%           | 5              | 0                    | 5                 | 100%           |                |
| Unknown  |          | 1       | 0                    | 1                 | 100%           | 4              | 1                    | 3                 | 75%            |                |

## District 10

### Juveniles With Access to Counsel by Race/Ethnicity County

| District | County   | Cohort      | Criminal Court Cases |                   |                |                | Juvenile Court Cases |                   |                |                |
|----------|----------|-------------|----------------------|-------------------|----------------|----------------|----------------------|-------------------|----------------|----------------|
|          |          |             | Total Cases          | # Without Counsel | # With Counsel | % With Counsel | Total Cases          | # Without Counsel | # With Counsel | % With Counsel |
| D10      | Adams    | Asian/P. I. | 0                    | 0                 | 0              | 0%             | 1                    | 1                 | 0              | 0%             |
|          |          | Black       | 1                    | 0                 | 1              | 100%           | 9                    | 3                 | 6              | 67%            |
|          |          | Hispanic    | 5                    | 1                 | 4              | 80%            | 25                   | 22                | 3              | 12%            |
|          |          | White       | 28                   | 23                | 5              | 18%            | 142                  | 95                | 47             | 33%            |
|          |          | Other       | 0                    | 0                 | 0              | 0%             | 1                    | 0                 | 1              | 100%           |
|          |          | Unknown     | 4                    | 3                 | 1              | 25%            | 48                   | 27                | 21             | 44%            |
|          | Clay     | Hispanic    | 0                    | 0                 | 0              | 0%             | 2                    | 2                 | 0              | 0%             |
|          |          | White       | 0                    | 0                 | 0              | 0%             | 18                   | 16                | 2              | 11%            |
|          |          | Unknown     | 1                    | 0                 | 1              | 100%           | 4                    | 3                 | 1              | 25%            |
|          | Fillmore | White       | 0                    | 0                 | 0              | 0%             | 8                    | 7                 | 1              | 13%            |
|          |          | Unknown     | 2                    | 1                 | 1              | 50%            | 2                    | 1                 | 1              | 50%            |
|          | Franklin | White       | 0                    | 0                 | 0              | 0%             | 10                   | 8                 | 2              | 20%            |
|          |          | Unknown     | 0                    | 0                 | 0              | 0%             | 4                    | 3                 | 1              | 25%            |
|          | Harlan   | Black       | 0                    | 0                 | 0              | 0%             | 1                    | 1                 | 0              | 0%             |
|          |          | White       | 0                    | 0                 | 0              | 0%             | 8                    | 4                 | 4              | 50%            |
|          |          | Unknown     | 0                    | 0                 | 0              | 0%             | 3                    | 2                 | 1              | 33%            |
|          | Kearney  | Hispanic    | 1                    | 1                 | 0              | 0%             | 1                    | 1                 | 0              | 0%             |
|          |          | White       | 9                    | 7                 | 2              | 22%            | 15                   | 10                | 5              | 33%            |
|          |          | Unknown     | 2                    | 0                 | 2              | 100%           | 2                    | 1                 | 1              | 50%            |
|          | Nuckolls | White       | 1                    | 1                 | 0              | 0%             | 9                    | 7                 | 2              | 22%            |
|          |          | Unknown     | 1                    | 0                 | 1              | 100%           | 1                    | 1                 | 0              | 0%             |
|          | Phelps   | Hispanic    | 0                    | 0                 | 0              | 0%             | 3                    | 1                 | 2              | 67%            |
|          |          | White       | 3                    | 3                 | 0              | 0%             | 24                   | 14                | 10             | 42%            |
|          |          | Unknown     | 4                    | 2                 | 2              | 50%            | 8                    | 3                 | 5              | 63%            |
|          | Webster  | Asian/P. I. | 1                    | 0                 | 1              | 100%           | 1                    | 0                 | 1              | 100%           |
|          |          | White       | 6                    | 0                 | 6              | 100%           | 8                    | 1                 | 7              | 88%            |
|          |          | Unknown     | 1                    | 0                 | 1              | 100%           | 3                    | 2                 | 1              | 33%            |



# District 11

## Part (a) Adjudication of Juvenile Petitions

*Nebraska Revised Statute 24-1007 (a) Juveniles prosecuted in juvenile court under subdivision (1), (2), (3), or (4) of section 43-247, including the total number of filings and adjudications.*

The Juvenile Petitions and Adjudications tables report the number of new juvenile cases and corresponding percent of adjudications by case type and demographic for cases filed in 2015. The data consists of both county court and separate juvenile court cases. Cases with multiple charges, pleas or findings are counted once per case. Supplemental petitions are not included in this data set. Cases filed in November or December of 2015 may not have reached the adjudication stage of proceedings.

| Number of Juvenile Cases and Adjudication by Case Type<br>District |              |                 |         |         |                |         |         |             |         |         |         |         |         |
|--|--------------|-----------------|---------|---------|----------------|---------|---------|-------------|---------|---------|---------|---------|---------|
| District   | Demo-graphic | Traffic Offense |         |         | Status Offense |         |         | Misdemeanor |         |         | Felony  |         |         |
|  |              | # Cases         | # Admit | % Admit | # Cases        | # Admit | % Admit | # Cases     | # Admit | % Admit | # Cases | # Admit | % Admit |
| D11  | 10 & under   | 0               | 0       | 0%      | 2              | 1       | 50%     | 3           | 2       | 67%     | 0       | 0       | 0%      |
|  | 11-13        | 0               | 0       | 0%      | 17             | 12      | 71%     | 44          | 34      | 77%     | 4       | 2       | 50%     |
|  | 14-15        | 3               | 2       | 67%     | 18             | 11      | 61%     | 139         | 111     | 80%     | 18      | 12      | 67%     |
|  | 16           | 0               | 0       | 0%      | 18             | 10      | 56%     | 99          | 80      | 81%     | 7       | 5       | 71%     |
|  | 17           | 0               | 0       | 0%      | 8              | 6       | 75%     | 91          | 75      | 82%     | 9       | 8       | 89%     |
|  | Female       | 2               | 1       | 50%     | 27             | 20      | 74%     | 109         | 91      | 83%     | 6       | 4       | 67%     |
|  | Male         | 1               | 1       | 100%    | 32             | 18      | 56%     | 257         | 204     | 79%     | 28      | 19      | 68%     |
|  | Unknown      | 0               | 0       | 0%      | 4              | 2       | 50%     | 10          | 7       | 70%     | 4       | 4       | 100%    |
|  | Am. Indian   | 0               | 0       | 0%      | 0              | 0       | 0%      | 1           | 1       | 100%    | 2       | 1       | 50%     |
|  | Black        | 0               | 0       | 0%      | 4              | 2       | 50%     | 6           | 5       | 83%     | 0       | 0       | 0%      |
|  | Hispanic     | 1               | 0       | 0%      | 7              | 5       | 71%     | 28          | 22      | 79%     | 4       | 4       | 100%    |
|  | White        | 2               | 2       | 100%    | 48             | 31      | 65%     | 167         | 117     | 70%     | 21      | 15      | 71%     |
| Unknown  | 0            | 0               | 0%      | 4       | 2              | 50%     | 174     | 157         | 90%     | 11      | 7       | 64%     |         |
| District Total   |              | 3               | 2       | 67%     | 63             | 40      | 63%     | 376         | 302     | 80%     | 38      | 27      | 71%     |

# District 11

## Juvenile Cases and Adjudication by Case Type and Age Group County

| District | County     | Age Group  | Traffic Offense |         |         | Status Offense |         |         | Misdemeanor |         |         | Felony  |         |         |
|----------|------------|------------|-----------------|---------|---------|----------------|---------|---------|-------------|---------|---------|---------|---------|---------|
|          |            |            | # Cases         | # Admit | % Admit | # Cases        | # Admit | % Admit | # Cases     | # Admit | % Admit | # Cases | # Admit | % Admit |
| D11      | Chase      | 14-15      | 1               | 0       | 0%      | 0              | 0       | 0%      | 4           | 3       | 75%     | 1       | 1       | 100%    |
|          |            | 16         | 0               | 0       | 0%      | 0              | 0       | 0%      | 4           | 2       | 50%     | 0       | 0       | 0%      |
|          | Dawson     | 10 & under | 0               | 0       | 0%      | 0              | 0       | 0%      | 2           | 2       | 100%    | 0       | 0       | 0%      |
|          |            | 11-13      | 0               | 0       | 0%      | 1              | 1       | 100%    | 23          | 23      | 100%    | 0       | 0       | 0%      |
|          |            | 14-15      | 0               | 0       | 0%      | 1              | 1       | 100%    | 55          | 50      | 91%     | 5       | 3       | 60%     |
|          |            | 16         | 0               | 0       | 0%      | 0              | 0       | 0%      | 39          | 37      | 95%     | 3       | 2       | 67%     |
|          |            | 17         | 0               | 0       | 0%      | 0              | 0       | 0%      | 57          | 52      | 91%     | 2       | 2       | 100%    |
|          | Dundy      | 17         | 0               | 0       | 0%      | 0              | 0       | 0%      | 0           | 0       | 0%      | 2       | 2       | 100%    |
|          | Frontier   | 14-15      | 0               | 0       | 0%      | 0              | 0       | 0%      | 2           | 1       | 50%     | 0       | 0       | 0%      |
|          |            | 16         | 0               | 0       | 0%      | 0              | 0       | 0%      | 2           | 2       | 100%    | 0       | 0       | 0%      |
|          | Furnas     | 11-13      | 0               | 0       | 0%      | 0              | 0       | 0%      | 3           | 3       | 100%    | 0       | 0       | 0%      |
|          |            | 14-15      | 0               | 0       | 0%      | 1              | 1       | 100%    | 5           | 4       | 80%     | 0       | 0       | 0%      |
|          |            | 16         | 0               | 0       | 0%      | 0              | 0       | 0%      | 1           | 0       | 0%      | 0       | 0       | 0%      |
|          |            | 17         | 0               | 0       | 0%      | 1              | 1       | 100%    | 2           | 2       | 100%    | 0       | 0       | 0%      |
|          | Gosper     | 14-15      | 0               | 0       | 0%      | 0              | 0       | 0%      | 3           | 2       | 67%     | 0       | 0       | 0%      |
|          | Hayes      | 11-13      | 0               | 0       | 0%      | 1              | 0       | 0%      | 0           | 0       | 0%      | 0       | 0       | 0%      |
|          | Hitchcock  | 14-15      | 0               | 0       | 0%      | 1              | 0       | 0%      | 0           | 0       | 0%      | 0       | 0       | 0%      |
|          | Keith      | 11-13      | 0               | 0       | 0%      | 0              | 0       | 0%      | 3           | 1       | 33%     | 0       | 0       | 0%      |
|          |            | 14-15      | 0               | 0       | 0%      | 0              | 0       | 0%      | 6           | 5       | 83%     | 3       | 2       | 67%     |
|          |            | 16         | 0               | 0       | 0%      | 0              | 0       | 0%      | 3           | 3       | 100%    | 0       | 0       | 0%      |
|          |            | 17         | 0               | 0       | 0%      | 0              | 0       | 0%      | 1           | 1       | 100%    | 1       | 1       | 100%    |
|          | Lincoln    | 10 & under | 0               | 0       | 0%      | 1              | 1       | 100%    | 0           | 0       | 0%      | 0       | 0       | 0%      |
|          |            | 11-13      | 0               | 0       | 0%      | 12             | 8       | 67%     | 8           | 4       | 50%     | 4       | 2       | 50%     |
|          |            | 14-15      | 2               | 2       | 100%    | 14             | 8       | 57%     | 44          | 31      | 70%     | 8       | 5       | 63%     |
|          |            | 16         | 0               | 0       | 0%      | 12             | 5       | 42%     | 36          | 27      | 75%     | 4       | 3       | 75%     |
|          |            | 17         | 0               | 0       | 0%      | 4              | 3       | 75%     | 16          | 11      | 69%     | 2       | 1       | 50%     |
|          | McPherson  | 17         | 0               | 0       | 0%      | 0              | 0       | 0%      | 1           | 0       | 0%      | 0       | 0       | 0%      |
|          | Perkins    | 14-15      | 0               | 0       | 0%      | 0              | 0       | 0%      | 1           | 1       | 100%    | 0       | 0       | 0%      |
|          |            | 17         | 0               | 0       | 0%      | 1              | 0       | 0%      | 4           | 2       | 50%     | 0       | 0       | 0%      |
|          | Red Willow | 10 & under | 0               | 0       | 0%      | 1              | 0       | 0%      | 1           | 0       | 0%      | 0       | 0       | 0%      |
|          |            | 11-13      | 0               | 0       | 0%      | 3              | 3       | 100%    | 7           | 3       | 43%     | 0       | 0       | 0%      |
|          |            | 14-15      | 0               | 0       | 0%      | 1              | 1       | 100%    | 19          | 14      | 74%     | 1       | 1       | 100%    |
| 16       |            | 0          | 0               | 0%      | 6       | 5              | 83%     | 14      | 9           | 64%     | 0       | 0       | 0%      |         |
| 17       |            | 0          | 0               | 0%      | 2       | 2              | 100%    | 10      | 7           | 70%     | 2       | 2       | 100%    |         |

# District 11

## Juvenile Cases and Adjudication by Case Type and Gender County

| District   | County    | Gender  | Traffic Offense |         |         | Status Offense |         |         | Misdemeanor |         |         | Felony  |         |         |
|------------|-----------|---------|-----------------|---------|---------|----------------|---------|---------|-------------|---------|---------|---------|---------|---------|
|            |           |         | # Cases         | # Admit | % Admit | # Cases        | # Admit | % Admit | # Cases     | # Admit | % Admit | # Cases | # Admit | % Admit |
| D11        | Chase     | Female  | 1               | 0       | 0%      | 0              | 0       | 0%      | 1           | 1       | 100%    | 0       | 0       | 0%      |
|            |           | Male    | 0               | 0       | 0%      | 0              | 0       | 0%      | 7           | 4       | 57%     | 1       | 1       | 100%    |
|            | Dawson    | Female  | 0               | 0       | 0%      | 0              | 0       | 0%      | 49          | 46      | 94%     | 2       | 1       | 50%     |
|            |           | Male    | 0               | 0       | 0%      | 1              | 1       | 100%    | 120         | 111     | 93%     | 6       | 4       | 67%     |
|            |           | Unknown | 0               | 0       | 0%      | 1              | 1       | 100%    | 7           | 7       | 100%    | 2       | 2       | 100%    |
|            | Dundy     | Unknown | 0               | 0       | 0%      | 0              | 0       | 0%      | 0           | 0       | 0%      | 2       | 2       | 100%    |
|            | Frontier  | Male    | 0               | 0       | 0%      | 0              | 0       | 0%      | 4           | 3       | 75%     | 0       | 0       | 0%      |
|            | Furnas    | Female  | 0               | 0       | 0%      | 2              | 2       | 100%    | 3           | 2       | 67%     | 0       | 0       | 0%      |
|            |           | Male    | 0               | 0       | 0%      | 0              | 0       | 0%      | 8           | 7       | 88%     | 0       | 0       | 0%      |
|            | Gosper    | Female  | 0               | 0       | 0%      | 0              | 0       | 0%      | 2           | 2       | 100%    | 0       | 0       | 0%      |
|            |           | Male    | 0               | 0       | 0%      | 0              | 0       | 0%      | 1           | 0       | 0%      | 0       | 0       | 0%      |
|            | Hayes     | Unknown | 0               | 0       | 0%      | 1              | 0       | 0%      | 0           | 0       | 0%      | 0       | 0       | 0%      |
|            | Hitchcock | Male    | 0               | 0       | 0%      | 1              | 0       | 0%      | 0           | 0       | 0%      | 0       | 0       | 0%      |
|            | Keith     | Female  | 0               | 0       | 0%      | 0              | 0       | 0%      | 6           | 4       | 67%     | 0       | 0       | 0%      |
|            |           | Male    | 0               | 0       | 0%      | 0              | 0       | 0%      | 7           | 6       | 86%     | 4       | 3       | 75%     |
|            | Lincoln   | Female  | 1               | 1       | 100%    | 19             | 12      | 63%     | 27          | 22      | 81%     | 3       | 2       | 67%     |
|            |           | Male    | 1               | 1       | 100%    | 22             | 12      | 55%     | 77          | 51      | 66%     | 15      | 9       | 60%     |
|            |           | Unknown | 0               | 0       | 0%      | 2              | 1       | 50%     | 0           | 0       | 0%      | 0       | 0       | 0%      |
|            | McPherson | Unknown | 0               | 0       | 0%      | 0              | 0       | 0%      | 1           | 0       | 0%      | 0       | 0       | 0%      |
|            | Perkins   | Female  | 0               | 0       | 0%      | 0              | 0       | 0%      | 2           | 2       | 100%    | 0       | 0       | 0%      |
|            | Male      | 0       | 0               | 0%      | 1       | 0              | 0%      | 3       | 1           | 33%     | 0       | 0       | 0%      |         |
| Red Willow | Female    | 0       | 0               | 0%      | 6       | 6              | 100%    | 19      | 12          | 63%     | 1       | 1       | 100%    |         |
|            | Male      | 0       | 0               | 0%      | 7       | 5              | 71%     | 30      | 21          | 70%     | 2       | 2       | 100%    |         |
|            | Unknown   | 0       | 0               | 0%      | 0       | 0              | 0%      | 2       | 0           | 0%      | 0       | 0       | 0%      |         |

# District 11

## Juvenile Cases and Adjudication by Case Type and Race/Ethnicity County

| District | County     | Race       | Traffic Offense |         |         | Status Offense |         |         | Misdemeanor |         |         | Felony  |         |         |
|----------|------------|------------|-----------------|---------|---------|----------------|---------|---------|-------------|---------|---------|---------|---------|---------|
|          |            |            | # Cases         | # Admit | % Admit | # Cases        | # Admit | % Admit | # Cases     | # Admit | % Admit | # Cases | # Admit | % Admit |
| D11      | Chase      | Hispanic   | 1               | 0       | 0%      | 0              | 0       | 0%      | 6           | 4       | 67%     | 1       | 1       | 100%    |
|          |            | White      | 0               | 0       | 0%      | 0              | 0       | 0%      | 2           | 1       | 50%     | 0       | 0       | 0%      |
|          | Dawson     | Hispanic   | 0               | 0       | 0%      | 0              | 0       | 0%      | 7           | 7       | 100%    | 1       | 1       | 100%    |
|          |            | White      | 0               | 0       | 0%      | 0              | 0       | 0%      | 2           | 2       | 100%    | 0       | 0       | 0%      |
|          |            | Unknown    | 0               | 0       | 0%      | 2              | 2       | 100%    | 167         | 155     | 93%     | 9       | 6       | 67%     |
|          | Dundy      | Hispanic   | 0               | 0       | 0%      | 0              | 0       | 0%      | 0           | 0       | 0%      | 1       | 1       | 100%    |
|          |            | White      | 0               | 0       | 0%      | 0              | 0       | 0%      | 0           | 0       | 0%      | 1       | 1       | 100%    |
|          | Frontier   | White      | 0               | 0       | 0%      | 0              | 0       | 0%      | 3           | 3       | 100%    | 0       | 0       | 0%      |
|          |            | Unknown    | 0               | 0       | 0%      | 0              | 0       | 0%      | 1           | 0       | 0%      | 0       | 0       | 0%      |
|          | Furnas     | Hispanic   | 0               | 0       | 0%      | 0              | 0       | 0%      | 2           | 2       | 100%    | 0       | 0       | 0%      |
|          |            | White      | 0               | 0       | 0%      | 2              | 2       | 100%    | 9           | 7       | 78%     | 0       | 0       | 0%      |
|          | Gosper     | Hispanic   | 0               | 0       | 0%      | 0              | 0       | 0%      | 1           | 0       | 0%      | 0       | 0       | 0%      |
|          |            | White      | 0               | 0       | 0%      | 0              | 0       | 0%      | 2           | 2       | 100%    | 0       | 0       | 0%      |
|          | Hayes      | Unknown    | 0               | 0       | 0%      | 1              | 0       | 0%      | 0           | 0       | 0%      | 0       | 0       | 0%      |
|          | Hitchcock  | Unknown    | 0               | 0       | 0%      | 1              | 0       | 0%      | 0           | 0       | 0%      | 0       | 0       | 0%      |
|          | Keith      | Hispanic   | 0               | 0       | 0%      | 0              | 0       | 0%      | 1           | 1       | 100%    | 0       | 0       | 0%      |
|          |            | White      | 0               | 0       | 0%      | 0              | 0       | 0%      | 11          | 9       | 82%     | 3       | 2       | 67%     |
|          |            | Unknown    | 0               | 0       | 0%      | 0              | 0       | 0%      | 1           | 0       | 0%      | 1       | 1       | 100%    |
|          | Lincoln    | Am. Indian | 0               | 0       | 0%      | 0              | 0       | 0%      | 1           | 1       | 100%    | 2       | 1       | 50%     |
|          |            | Black      | 0               | 0       | 0%      | 3              | 2       | 67%     | 5           | 4       | 80%     | 0       | 0       | 0%      |
|          |            | Hispanic   | 0               | 0       | 0%      | 7              | 5       | 71%     | 9           | 7       | 78%     | 1       | 1       | 100%    |
|          |            | White      | 2               | 2       | 100%    | 33             | 18      | 55%     | 89          | 61      | 69%     | 14      | 9       | 64%     |
|          |            | Unknown    | 0               | 0       | 0%      | 0              | 0       | 0%      | 0           | 0       | 0%      | 1       | 0       | 0%      |
|          | McPherson  | Unknown    | 0               | 0       | 0%      | 0              | 0       | 0%      | 1           | 0       | 0%      | 0       | 0       | 0%      |
|          | Perkins    | White      | 0               | 0       | 0%      | 1              | 0       | 0%      | 4           | 2       | 50%     | 0       | 0       | 0%      |
|          |            | Unknown    | 0               | 0       | 0%      | 0              | 0       | 0%      | 1           | 1       | 100%    | 0       | 0       | 0%      |
|          | Red Willow | Black      | 0               | 0       | 0%      | 1              | 0       | 0%      | 1           | 1       | 100%    | 0       | 0       | 0%      |
|          |            | Hispanic   | 0               | 0       | 0%      | 0              | 0       | 0%      | 2           | 1       | 50%     | 0       | 0       | 0%      |
| White    |            | 0          | 0               | 0%      | 12      | 11             | 92%     | 45      | 30          | 67%     | 3       | 3       | 100%    |         |
| Unknown  |            | 0          | 0               | 0%      | 0       | 0              | 0%      | 3       | 1           | 33%     | 0       | 0       | 0%      |         |

## District 11

### Part (b) Juveniles Prosecuted in Adult Criminal Court - Case Type

*Nebraska Revised Statute 24-1007 (b) Juveniles prosecuted in adult criminal court for felonies, misdemeanors, and traffic offenses. The information shall include juveniles sentenced to terms in adult jails and prisons and juveniles placed on adult probation.*

Juveniles Prosecuted in Adult Criminal Court tables consist of criminal and traffic cases in county court and criminal cases in district court that reached the point of sentencing in 2015. Cases with multiple charges are counted once per case and reported as the most severe offense. Cases for juveniles ages 13 and below must be filed and stay in juvenile court; however, judges have the authority to allow these cases in criminal court. Therefore, only juveniles ages 14 through 17 at the time of the offense appear in adult criminal court data, with rare exceptions.

| Juveniles Prosecuted in Adult Criminal Court<br>by Case Type<br>District |                |          |           |             |         |             |             |             |        |             |
|--|----------------|----------|-----------|-------------|---------|-------------|-------------|-------------|--------|-------------|
| District   | Demographic    | Cohort   | All Cases |             | Traffic |             | Misdemeanor |             | Felony |             |
|  |                |          | #         | % of Total* | #       | % of Cohort | #           | % of Cohort | #      | % of Cohort |
| D11  | Age Group      | 14-15    | 6         | 30%         | 3       | 60%         | 2           | 22%         | 1      | 17%         |
|  |                | 16       | 1         | 5%          | 1       | 20%         | 0           | 0%          | 0      | 0%          |
|  |                | 17       | 13        | 65%         | 1       | 20%         | 7           | 78%         | 5      | 83%         |
|  | Gender         | Female   | 4         | 20%         | 1       | 20%         | 2           | 22%         | 1      | 17%         |
|  |                | Male     | 16        | 80%         | 4       | 80%         | 7           | 78%         | 5      | 83%         |
|  | Race/Ethnicity | Black    | 1         | 6%          | 0       | 0%          | 0           | 0%          | 1      | 17%         |
|  |                | Hispanic | 3         | 19%         | 2       | 40%         | 0           | 0%          | 1      | 17%         |
|  |                | White    | 12        | 75%         | 3       | 60%         | 5           | 100%        | 4      | 67%         |
|  |                | Unknown  | 4         |             | 0       |             | 4           |             | 0      |             |
|  | District Total |          |           | 20          | 100%    | 5           | 100%        | 9           | 100%   | 6           |

\*Percent of total cases is calculated using the valid percent within the demographic (cases with unknown gender or unknown race/ethnicity are not included).

## District 11

| Juveniles Prosecuted in Adult Criminal Court by Case Type and Age Group |         |        |           |         |             |         |
|---|---------|--------|-----------|---------|-------------|---------|
| County  |         |        |           |         |             |         |
| District  | County  | Cohort | All Cases | Traffic | Misdemeanor | Felony  |
|   |         |        | # Cases   | # Cases | # Cases     | # Cases |
| D11   | Chase   | 17     | 2         | 0       | 2           | 0       |
|   | Dawson  | 14-15  | 5         | 3       | 2           | 0       |
|   |         | 16     | 1         | 1       | 0           | 0       |
|   |         | 17     | 2         | 1       | 0           | 1       |
|   | Furnas  | 17     | 1         | 0       | 1           | 0       |
|   | Lincoln | 14-15  | 1         | 0       | 0           | 1       |
| 17  |         | 8      | 0         | 4       | 4           |         |

| Juveniles Prosecuted in Adult Criminal Court by Case Type and Gender |         |        |           |         |             |         |
|--|---------|--------|-----------|---------|-------------|---------|
| County   |         |        |           |         |             |         |
| District   | County  | Cohort | All Cases | Traffic | Misdemeanor | Felony  |
|  |         |        | # Cases   | # Cases | # Cases     | # Cases |
| D11  | Chase   | Male   | 2         | 0       | 2           | 0       |
|  | Dawson  | Female | 2         | 1       | 1           | 0       |
|  |         | Male   | 6         | 4       | 1           | 1       |
|  | Furnas  | Female | 1         | 0       | 1           | 0       |
|  | Lincoln | Female | 1         | 0       | 0           | 1       |
|  |         | Male   | 8         | 0       | 4           | 4       |

| Juveniles Prosecuted in Adult Criminal Court by Case Type and Race/Ethnicity |         |          |           |         |             |         |
|--|---------|----------|-----------|---------|-------------|---------|
| County   |         |          |           |         |             |         |
| District   | County  | Cohort   | All Cases | Traffic | Misdemeanor | Felony  |
|  |         |          | # Cases   | # Cases | # Cases     | # Cases |
| D11  | Chase   | White    | 1         | 0       | 1           | 0       |
|  |         | Unknown  | 1         | 0       | 1           | 0       |
|  | Dawson  | Hispanic | 3         | 2       | 0           | 1       |
|  |         | White    | 3         | 3       | 0           | 0       |
|  |         | Unknown  | 2         | 0       | 2           | 0       |
|  | Furnas  | Unknown  | 1         | 0       | 1           | 0       |
|  | Lincoln | Black    | 1         | 0       | 0           | 1       |
|  |         | White    | 8         | 0       | 4           | 4       |

## Part (b) Juveniles Prosecuted in Adult Criminal Court - Sentence

*Nebraska Revised Statute 24-1007 (b) Juveniles prosecuted in adult criminal court for felonies, misdemeanors, and traffic offenses. The information shall include juveniles sentenced to terms in adult jails and prisons and juveniles placed on adult probation.*

Juveniles Prosecuted in Adult Criminal Court tables include criminal and traffic cases in county court and criminal cases in district court that reached the point of sentencing in 2015. If multiple sentencing types occur within a case (ex. probation/jail), all sentencing types are included.

| Juveniles Prosecuted in Adult Criminal Court<br>by Sentence<br>District |                |          |           |             |           |             |      |             |        |             |
|---|----------------|----------|-----------|-------------|-----------|-------------|------|-------------|--------|-------------|
| District  | Demographic    | Cohort   | All Cases |             | Probation |             | Jail |             | Prison |             |
|   |                |          | #         | % of Total* | #         | % of Cohort | #    | % of Cohort | #      | % of Cohort |
| D11   | Age Group      | 14-15    | 6         | 29%         | 5         | 83%         | 1    | 17%         | 0      | 0%          |
|   |                | 16       | 1         | 5%          | 1         | 100%        | 0    | 0%          | 0      | 0%          |
|   |                | 17       | 14        | 67%         | 8         | 57%         | 6    | 43%         | 0      | 0%          |
|   | Gender         | Female   | 4         | 19%         | 3         | 75%         | 1    | 25%         | 0      | 0%          |
|   |                | Male     | 17        | 81%         | 11        | 65%         | 6    | 35%         | 0      | 0%          |
|   | Race/Ethnicity | Black    | 1         | 6%          | 0         | 0%          | 1    | 100%        | 0      | 0%          |
|   |                | Hispanic | 4         | 24%         | 3         | 75%         | 1    | 25%         | 0      | 0%          |
|   |                | White    | 12        | 71%         | 7         | 58%         | 5    | 42%         | 0      | 0%          |
|   |                | Unknown  | 4         |             | 4         | 100%        | 0    | 0%          | 0      | 0%          |
|   | District Total |          |           | 21          | 100%      | 14          | 67%  | 7           | 33%    | 0           |

\*Percent of total cases is calculated using the valid percent within demographic (cases with unknown gender or unknown race/ethnicity are not included).

## District 11

| Juveniles Prosecuted in Adult Criminal Court by Sentence and Age Group<br>County |         |        |           |           |         |         |
|--|---------|--------|-----------|-----------|---------|---------|
| District   | County  | Cohort | All Cases | Probation | Jail    | Prison  |
|  |         |        | # Cases   | # Cases   | # Cases | # Cases |
| D11  | Chase   | 17     | 2         | 2         | 0       | 0       |
|  | Dawson  | 14-15  | 5         | 5         | 0       | 0       |
|  |         | 16     | 1         | 1         | 0       | 0       |
|  |         | 17     | 3         | 2         | 1       | 0       |
|  | Furnas  | 17     | 1         | 1         | 0       | 0       |
|  | Lincoln | 14-15  | 1         | 0         | 1       | 0       |
| 17   |         | 8      | 3         | 5         | 0       |         |

| Juveniles Prosecuted in Adult Criminal Court by Sentence and Gender<br>County |         |        |           |           |         |         |
|---|---------|--------|-----------|-----------|---------|---------|
| District  | County  | Cohort | All Cases | Probation | Jail    | Prison  |
|   |         |        | # Cases   | # Cases   | # Cases | # Cases |
| D11   | Chase   | Male   | 2         | 2         | 0       | 0       |
|   | Dawson  | Female | 2         | 2         | 0       | 0       |
|   |         | Male   | 7         | 6         | 1       | 0       |
|   | Furnas  | Female | 1         | 1         | 0       | 0       |
|   | Lincoln | Female | 1         | 0         | 1       | 0       |
|   |         | Male   | 8         | 3         | 5       | 0       |

| Juveniles Prosecuted in Adult Criminal Court by Sentence and Race/Ethnicity<br>County |         |          |           |           |         |         |
|---|---------|----------|-----------|-----------|---------|---------|
| District  | County  | Cohort   | All Cases | Probation | Jail    | Prison  |
|   |         |          | # Cases   | # Cases   | # Cases | # Cases |
| D11   | Chase   | White    | 1         | 1         | 0       | 0       |
|   |         | Unknown  | 1         | 1         | 0       | 0       |
|   | Dawson  | Hispanic | 4         | 3         | 1       | 0       |
|   |         | White    | 3         | 3         | 0       | 0       |
|   |         | Unknown  | 2         | 2         | 0       | 0       |
|   | Furnas  | Unknown  | 1         | 1         | 0       | 0       |
|   | Lincoln | Black    | 1         | 0         | 1       | 0       |
|   |         | White    | 8         | 3         | 5       | 0       |



## District 11

### Part (c) Motions to Transfer Courts and Transfers

*Nebraska Revised Statute 24-1007 (c) The number of motions to transfer and the number of cases transferred to adult court from juvenile court and from adult criminal court to juvenile court.*

The data for Motions to Transfer Cases and Cases Transferred consists of county court and district court adult criminal cases and county court and separate juvenile court juvenile cases within the same county. Motions to transfer cases and cases transferred that were entered in 2015 were included in the file. Cases may have been filed previously and transferred in 2015. There can be multiple motions to transfer a case and all are reported; transfers occur once per case.

| Motions to Transfer Courts and Transfers |                |            |                               |      |             |      |                               |     |             |     |      |
|--|----------------|------------|-------------------------------|------|-------------|------|-------------------------------|-----|-------------|-----|------|
| District                                 |                |            |                               |      |             |      |                               |     |             |     |      |
| District                                 | Demographic    | Cohort     | Juvenile Court to Adult Court |      |             |      | Adult Court to Juvenile Court |     |             |     |      |
|  |                |            | Motion to Transfer            |      | Transferred |      | Motion to Transfer            |     | Transferred |     |      |
|  |                |            | #                             | %    | #           | %    | #                             | %   | #           | %   |      |
| D11                                      | Age Group      | 11-13      | 0                             | 0%   | 0           | 0%   | 1                             | 5%  | 5           | 12% |      |
|  |                | 14-15      | 0                             | 0%   | 0           | 0%   | 2                             | 9%  | 6           | 14% |      |
|  |                | 16         | 0                             | 0%   | 0           | 0%   | 5                             | 23% | 12          | 28% |      |
|  |                | 17         | 1                             | 100% | 1           | 100% | 14                            | 64% | 20          | 47% |      |
|  | Gender         | Female     | 1                             | 100% | 1           | 100% | 3                             | 15% | 12          | 30% |      |
|  |                | Male       | 0                             | 0%   | 0           | 0%   | 17                            | 85% | 28          | 70% |      |
|  |                | Unknown    | 0                             |      | 0           |      | 2                             |     | 3           |     |      |
|  | Race/Ethnicity | Am. Indian | 1                             | 100% | 1           | 100% | 0                             | 0%  | 0           | 0%  |      |
|  |                | Black      | 0                             | 0%   | 0           | 0%   | 0                             | 0%  | 1           | 3%  |      |
|  |                | Hispanic   | 0                             | 0%   | 0           | 0%   | 2                             | 11% | 8           | 22% |      |
|  |                | White      | 0                             | 0%   | 0           | 0%   | 17                            | 89% | 28          | 76% |      |
|  |                | Unknown    | 0                             |      | 0           |      | 3                             |     | 6           |     |      |
|  | District Total |            |                               | 1    | 100%        | 1    | 100%                          | 22  | 100%        | 43  | 100% |

| Motions to Transfer Courts and Transfers by Age Group |            |        |                               |             |                               |             |
|---|------------|--------|-------------------------------|-------------|-------------------------------|-------------|
| County  |            |        |                               |             |                               |             |
| District  | County     | Cohort | Juvenile Court to Adult Court |             | Adult Court to Juvenile Court |             |
|   |            |        | Motion to Transfer            | Transferred | Motion to Transfer            | Transferred |
| D11   | Dawson     | 11-13  | 0                             | 0           | 0                             | 4           |
|   |            | 14-15  | 0                             | 0           | 0                             | 4           |
|   |            | 16     | 0                             | 0           | 0                             | 2           |
|   |            | 17     | 0                             | 0           | 1                             | 2           |
|   | Frontier   | 16     | 0                             | 0           | 1                             | 1           |
|   | Furnas     | 17     | 0                             | 0           | 1                             | 2           |
|   | Hayes      | 11-13  | 0                             | 0           | 1                             | 1           |
|   | Keith      | 17     | 0                             | 0           | 0                             | 1           |
|   | Lincoln    | 17     | 1                             | 1           | 9                             | 12          |
|   |            | 14-15  | 0                             | 0           | 2                             | 2           |
|   |            | 16     | 0                             | 0           | 4                             | 9           |
|   | Perkins    | 17     | 0                             | 0           | 1                             | 1           |
|   | Red Willow | 17     | 0                             | 0           | 2                             | 2           |

## District 11

| Motions to Transfer Courts and Transfers by Gender |            |         |                               |             |                               |             |
|--|------------|---------|-------------------------------|-------------|-------------------------------|-------------|
| County   |            |         |                               |             |                               |             |
| District   | County     | Cohort  | Juvenile Court to Adult Court |             | Adult Court to Juvenile Court |             |
|  |            |         | Motion to Transfer            | Transferred | Motion to Transfer            | Transferred |
| D11  | Dawson     | Female  | 0                             | 0           | 0                             | 2           |
|  |            | Male    | 0                             | 0           | 1                             | 9           |
|  |            | Unknown | 0                             | 0           | 0                             | 1           |
|  | Frontier   | Male    | 0                             | 0           | 1                             | 1           |
|  | Furnas     | Female  | 0                             | 0           | 1                             | 2           |
|  | Hayes      | Unknown | 0                             | 0           | 1                             | 1           |
|  | Keith      | Male    | 0                             | 0           | 0                             | 1           |
|  | Lincoln    | Male    | 0                             | 0           | 12                            | 14          |
|  |            | Unknown | 0                             | 0           | 1                             | 1           |
|  |            | Female  | 1                             | 1           | 2                             | 8           |
|  | Perkins    | Male    | 0                             | 0           | 1                             | 1           |
|  | Red Willow | Male    | 0                             | 0           | 2                             | 2           |

| Motions to Transfer Courts and Transfers by Race/Ethnicity |            |            |                               |             |                               |             |
|--|------------|------------|-------------------------------|-------------|-------------------------------|-------------|
| County   |            |            |                               |             |                               |             |
| District   | County     | Cohort     | Juvenile Court to Adult Court |             | Adult Court to Juvenile Court |             |
|  |            |            | Motion to Transfer            | Transferred | Motion to Transfer            | Transferred |
| D11  | Dawson     | Black      | 0                             | 0           | 0                             | 1           |
|  |            | Hispanic   | 0                             | 0           | 1                             | 6           |
|  |            | White      | 0                             | 0           | 0                             | 1           |
|  |            | Unknown    | 0                             | 0           | 0                             | 4           |
|  | Frontier   | White      | 0                             | 0           | 1                             | 1           |
|  | Furnas     | White      | 0                             | 0           | 1                             | 2           |
|  | Hayes      | Unknown    | 0                             | 0           | 1                             | 1           |
|  | Keith      | White      | 0                             | 0           | 0                             | 1           |
|  | Lincoln    | Am. Indian | 1                             | 1           | 0                             | 0           |
|  |            | Hispanic   | 0                             | 0           | 1                             | 2           |
|  |            | White      | 0                             | 0           | 12                            | 20          |
|  |            | Unknown    | 0                             | 0           | 2                             | 1           |
|  | Perkins    | White      | 0                             | 0           | 1                             | 1           |
|  | Red Willow | White      | 0                             | 0           | 2                             | 2           |

## District 11

### Part (d) Probation - Cases

*Nebraska Revised Statute 24-1007 (d) Juveniles placed on juvenile probation, the number of juveniles on probation in out-of-home care, the number of juveniles completing probation, the number of motions to revoke probation and probation revocations, and the average length of time on probation.*

Juvenile Probation Activity - Cases tables consist of juvenile probation cases in county court and separate juvenile court that had the following activities during the year: placed on probation, out-of-home placement, motions to revoke, probation revoked, or satisfactory release. Probation cases may have multiple motions to revoke probation and multiple probation revocations. Cases may have been ordered to probation in previous years. All probation types are included.

| Juvenile Probation Activity - Cases<br>District |                    |            |                        |                |                          |                |                      |                |                      |                |                         |                |      |
|---|--------------------|------------|------------------------|----------------|--------------------------|----------------|----------------------|----------------|----------------------|----------------|-------------------------|----------------|------|
| Dis-<br>trict                                   | Demo-<br>graphic   | Cohort     | Placed on<br>Probation |                | Out-of-home<br>Placement |                | Motions to<br>Revoke |                | Probation<br>Revoked |                | Satisfactory<br>Release |                |      |
|   |                    |            | # of<br>Cases          | % of<br>Total* | # of<br>Cases            | % of<br>Total* | # of<br>Cases        | % of<br>Total* | # of<br>Cases        | % of<br>Total* | # of<br>Cases           | % of<br>Total* |      |
| D11   | Age<br>Group       | 10 & under | 3                      | 1%             | 0                        | 0%             | 3                    | 1%             | 0                    | 0%             | 3                       | 1%             |      |
|   |                    | 11-13      | 74                     | 14%            | 5                        | 18%            | 29                   | 11%            | 3                    | 9%             | 49                      | 18%            |      |
|   |                    | 14-15      | 210                    | 41%            | 16                       | 57%            | 137                  | 50%            | 10                   | 29%            | 97                      | 36%            |      |
|   |                    | 16         | 129                    | 25%            | 3                        | 11%            | 56                   | 21%            | 5                    | 14%            | 79                      | 30%            |      |
|   |                    | 17         | 97                     | 19%            | 4                        | 14%            | 48                   | 18%            | 17                   | 49%            | 38                      | 14%            |      |
|   | Gender             | Female     | 144                    | 29%            | 9                        | 32%            | 78                   | 29%            | 13                   | 37%            | 92                      | 35%            |      |
|   |                    | Male       | 354                    | 71%            | 19                       | 68%            | 189                  | 71%            | 22                   | 63%            | 169                     | 65%            |      |
|   |                    | Unknown    | 15                     |                | 0                        |                | 6                    |                | 0                    |                | 5                       |                |      |
|   | Race/<br>Ethnicity | Am. Indian | 2                      | 1%             | 0                        | 0%             | 0                    | 0%             | 0                    | 0%             | 0                       | 0%             |      |
|   |                    | Black      | 6                      | 2%             | 0                        | 0%             | 2                    | 1%             | 0                    | 0%             | 7                       | 4%             |      |
|   |                    | Hispanic   | 58                     | 19%            | 2                        | 8%             | 37                   | 23%            | 3                    | 11%            | 28                      | 16%            |      |
|   |                    | White      | 233                    | 78%            | 23                       | 92%            | 120                  | 75%            | 24                   | 89%            | 135                     | 79%            |      |
|   |                    | Other      | 0                      | 0%             | 0                        | 0%             | 0                    | 0%             | 0                    | 0%             | 1                       | 1%             |      |
|   |                    | Unknown    | 214                    |                | 3                        |                | 114                  |                | 8                    |                | 95                      |                |      |
|   | District Total     |            |                        | 513            | 100%                     | 28             | 100%                 | 273            | 100%                 | 35             | 100%                    | 266            | 100% |

\*Percent of total cases is calculated using the valid percent (cases with unknown gender or unknown race/ethnicity are not included).

| Juvenile Probation Activity - Cases<br>by Age Group<br>County |        |            |                        |                          |                      |                      |                         |
|---|--------|------------|------------------------|--------------------------|----------------------|----------------------|-------------------------|
| District  | County | Age Group  | Placed on<br>Probation | Out-of-home<br>Placement | Motions to<br>Revoke | Probation<br>Revoked | Satisfactory<br>Release |
| D11   | Chase  | 11-13      | 0                      | 0                        | 0                    | 0                    | 1                       |
|   |        | 14-15      | 4                      | 0                        | 0                    | 0                    | 2                       |
|   |        | 16         | 2                      | 0                        | 0                    | 0                    | 0                       |
|   | Dawson | 10 & under | 1                      | 0                        | 0                    | 0                    | 0                       |
|   |        | 11-13      | 31                     | 1                        | 14                   | 0                    | 19                      |
|   |        | 14-15      | 97                     | 2                        | 68                   | 0                    | 37                      |
|   |        | 16         | 51                     | 0                        | 21                   | 3                    | 25                      |
|   | Dundy  | 17         | 55                     | 0                        | 26                   | 7                    | 24                      |
|   |        | 17         | 2                      | 0                        | 0                    | 0                    | 0                       |

# District 11

| Juvenile Probation Activity - Cases<br>by Age Group<br>County |            |            |                     |                       |                   |                   |                      |
|---|------------|------------|---------------------|-----------------------|-------------------|-------------------|----------------------|
| District  | County     | Age Group  | Placed on Probation | Out-of-home Placement | Motions to Revoke | Probation Revoked | Satisfactory Release |
| D11<br>Cont.  | Frontier   | 14-15      | 3                   | 0                     | 1                 | 0                 | 0                    |
|   |            | 16         | 2                   | 0                     | 0                 | 0                 | 1                    |
|   |            | 10 & under | 0                   | 0                     | 0                 | 0                 | 1                    |
|   |            | 11-13      | 5                   | 1                     | 2                 | 0                 | 1                    |
|   |            | 14-15      | 4                   | 0                     | 9                 | 0                 | 1                    |
|   |            | 16         | 0                   | 0                     | 2                 | 0                 | 2                    |
|   |            | 17         | 3                   | 0                     | 1                 | 0                 | 2                    |
|   | Gosper     | 14-15      | 1                   | 0                     | 0                 | 0                 | 1                    |
|   |            | 16         | 1                   | 0                     | 1                 | 0                 | 2                    |
|   |            | 17         | 1                   | 0                     | 1                 | 0                 | 1                    |
|   | Hitchcock  | 14-15      | 1                   | 1                     | 2                 | 0                 | 0                    |
|   |            | 16         | 1                   | 0                     | 0                 | 0                 | 0                    |
|   | Keith      | 10 & under | 0                   | 0                     | 0                 | 0                 | 1                    |
|   |            | 11-13      | 1                   | 0                     | 0                 | 0                 | 3                    |
|   |            | 14-15      | 8                   | 2                     | 11                | 0                 | 8                    |
|   |            | 16         | 3                   | 0                     | 2                 | 0                 | 2                    |
|   |            | 17         | 2                   | 0                     | 1                 | 0                 | 2                    |
|   | Lincoln    | 10 & under | 1                   | 0                     | 1                 | 0                 | 1                    |
|   |            | 11-13      | 27                  | 1                     | 8                 | 2                 | 15                   |
|   |            | 14-15      | 74                  | 8                     | 39                | 10                | 31                   |
|   |            | 16         | 54                  | 2                     | 21                | 2                 | 36                   |
|   |            | 17         | 23                  | 1                     | 16                | 10                | 7                    |
|   | Logan      | 11-13      | 0                   | 0                     | 0                 | 0                 | 1                    |
|   | McPherson  | 11-13      | 0                   | 0                     | 0                 | 0                 | 1                    |
|   |            | 14-15      | 0                   | 0                     | 0                 | 0                 | 2                    |
|   | Perkins    | 14-15      | 2                   | 0                     | 1                 | 0                 | 2                    |
|   |            | 16         | 1                   | 0                     | 0                 | 0                 | 0                    |
|   |            | 17         | 1                   | 0                     | 0                 | 0                 | 1                    |
|   | Red Willow | 10 & under | 1                   | 0                     | 2                 | 0                 | 0                    |
|   |            | 11-13      | 10                  | 2                     | 5                 | 1                 | 8                    |
|   |            | 14-15      | 16                  | 3                     | 6                 | 0                 | 12                   |
|   |            | 16         | 14                  | 1                     | 9                 | 0                 | 10                   |
|   |            | 17         | 10                  | 3                     | 3                 | 0                 | 1                    |
|   | Thomas     | 14-15      | 0                   | 0                     | 0                 | 0                 | 1                    |
|   |            | 16         | 0                   | 0                     | 0                 | 0                 | 1                    |

## District 11

| Juvenile Probation Activity - Cases<br>by Gender<br>County |            |         |                     |                       |                   |                   |                      |
|--|------------|---------|---------------------|-----------------------|-------------------|-------------------|----------------------|
| District   | County     | Gender  | Placed on Probation | Out-of-home Placement | Motions to Revoke | Probation Revoked | Satisfactory Release |
| D11  | Chase      | Female  | 1                   | 0                     | 0                 | 0                 | 0                    |
|  |            | Male    | 5                   | 0                     | 0                 | 0                 | 3                    |
|  | Dawson     | Female  | 55                  | 0                     | 29                | 0                 | 31                   |
|  |            | Male    | 168                 | 3                     | 96                | 10                | 71                   |
|  |            | Unknown | 12                  | 0                     | 4                 | 0                 | 3                    |
|  | Dundy      | Unknown | 2                   | 0                     | 0                 | 0                 | 0                    |
|  | Frontier   | Male    | 5                   | 0                     | 1                 | 0                 | 1                    |
|  | Furnas     | Female  | 4                   | 0                     | 3                 | 0                 | 5                    |
|  |            | Male    | 8                   | 1                     | 11                | 0                 | 2                    |
|  | Gosper     | Female  | 1                   | 0                     | 0                 | 0                 | 2                    |
|  |            | Male    | 2                   | 0                     | 2                 | 0                 | 2                    |
|  | Hitchcock  | Female  | 1                   | 1                     | 2                 | 0                 | 0                    |
|  |            | Male    | 1                   | 0                     | 0                 | 0                 | 0                    |
|  | Keith      | Female  | 3                   | 0                     | 8                 | 0                 | 8                    |
|  |            | Male    | 11                  | 2                     | 6                 | 0                 | 8                    |
|  | Lincoln    | Female  | 56                  | 5                     | 25                | 12                | 29                   |
|  |            | Male    | 122                 | 7                     | 60                | 12                | 61                   |
|  |            | Unknown | 1                   | 0                     | 0                 | 0                 | 0                    |
|  | Logan      | Unknown | 0                   | 0                     | 0                 | 0                 | 1                    |
|  | McPherson  | Male    | 0                   | 0                     | 0                 | 0                 | 3                    |
|  | Perkins    | Female  | 2                   | 0                     | 1                 | 0                 | 0                    |
|  |            | Male    | 2                   | 0                     | 0                 | 0                 | 3                    |
|  | Red Willow | Female  | 21                  | 3                     | 10                | 1                 | 15                   |
|  |            | Male    | 30                  | 6                     | 13                | 0                 | 15                   |
|  |            | Unknown | 0                   | 0                     | 2                 | 0                 | 1                    |
|  | Thomas     | Female  | 0                   | 0                     | 0                 | 0                 | 2                    |

| Juvenile Probation Activity - Cases<br>by Race/Ethnicity<br>County |        |          |                     |                       |                   |                   |                      |
|--|--------|----------|---------------------|-----------------------|-------------------|-------------------|----------------------|
| District   | County | Gender   | Placed on Probation | Out-of-home Placement | Motions to Revoke | Probation Revoked | Satisfactory Release |
| D11  | Chase  | Hispanic | 5                   | 0                     | 0                 | 0                 | 1                    |
|  |        | White    | 1                   | 0                     | 0                 | 0                 | 2                    |
|  | Dawson | Black    | 0                   | 0                     | 0                 | 0                 | 1                    |
|  |        | Hispanic | 21                  | 0                     | 14                | 2                 | 9                    |
|  |        | White    | 8                   | 1                     | 7                 | 0                 | 4                    |
|  |        | Unknown  | 206                 | 2                     | 108               | 8                 | 91                   |

## District 11

| Juvenile Probation Activity - Cases<br>by Race/Ethnicity<br>County |            |            |                     |                       |                   |                   |                      |
|--|------------|------------|---------------------|-----------------------|-------------------|-------------------|----------------------|
| District   | County     | Gender     | Placed on Probation | Out-of-home Placement | Motions to Revoke | Probation Revoked | Satisfactory Release |
| D11<br>Cont.   | Dundy      | Unknown    | 2                   | 0                     | 0                 | 0                 | 0                    |
|  | Frontier   | White      | 5                   | 0                     | 1                 | 0                 | 1                    |
|  | Furnas     | Hispanic   | 2                   | 0                     | 0                 | 0                 | 0                    |
|  |            | White      | 10                  | 1                     | 14                | 0                 | 7                    |
|  | Gosper     | Hispanic   | 2                   | 0                     | 2                 | 0                 | 3                    |
|  |            | White      | 1                   | 0                     | 0                 | 0                 | 1                    |
|  | Hitchcock  | White      | 2                   | 1                     | 2                 | 0                 | 0                    |
|  | Keith      | Black      | 0                   | 0                     | 1                 | 0                 | 0                    |
|  |            | Hispanic   | 1                   | 0                     | 0                 | 0                 | 0                    |
|  |            | White      | 12                  | 2                     | 13                | 0                 | 16                   |
|  |            | Unknown    | 1                   | 0                     | 0                 | 0                 | 0                    |
|  | Lincoln    | Am. Indian | 2                   | 0                     | 0                 | 0                 | 0                    |
|  |            | Black      | 5                   | 0                     | 1                 | 0                 | 3                    |
|  |            | Hispanic   | 26                  | 2                     | 20                | 1                 | 10                   |
|  |            | White      | 144                 | 9                     | 63                | 23                | 75                   |
|  |            | Other      | 0                   | 0                     | 0                 | 0                 | 1                    |
|  |            | Unknown    | 2                   | 1                     | 1                 | 0                 | 1                    |
|  | Logan      | Unknown    | 0                   | 0                     | 0                 | 0                 | 1                    |
|  | McPherson  | Black      | 0                   | 0                     | 0                 | 0                 | 2                    |
|  |            | White      | 0                   | 0                     | 0                 | 0                 | 1                    |
|  | Perkins    | White      | 3                   | 0                     | 1                 | 0                 | 3                    |
|  |            | Unknown    | 1                   | 0                     | 0                 | 0                 | 0                    |
|  | Red Willow | Black      | 1                   | 0                     | 0                 | 0                 | 1                    |
|  |            | Hispanic   | 1                   | 0                     | 1                 | 0                 | 5                    |
|  |            | White      | 47                  | 9                     | 19                | 1                 | 23                   |
|  |            | Unknown    | 2                   | 0                     | 5                 | 0                 | 2                    |
|  | Thomas     | White      | 0                   | 0                     | 0                 | 0                 | 2                    |

# District 11

## Part (d) Probation - Youth

*Nebraska Revised Statute 24-1007 (d) Juveniles placed on juvenile probation, the number of juveniles on probation in out-of-home care, the number of juveniles completing probation, the number of motions to revoke probation and probation revocations, and the average length of time on probation.*

The Juvenile Probation Activity - Youth data is provided from the Office of Probation's case management system, Nebraska Probation Application for Community Safety (NPACS). The table reports the number and percent of youth with various activity during the year. Youth are counted once in each category, regardless of the number of out-of-home placements, motions to revoke, or cases they may have in the court system. Age groups report age at the time of arrest, with the exception of the average length of probation, which reports age at the time of exit from probation.

| Juvenile Probation Activity - Youth<br>District |              |                 |                     |            |                       |            |                   |            |                   |            |                      |            |                              |        |
|---|--------------|-----------------|---------------------|------------|-----------------------|------------|-------------------|------------|-------------------|------------|----------------------|------------|------------------------------|--------|
| District  | Demo-graphic | Cohort          | Placed on Probation |            | Out-of-home Placement |            | Motions to Revoke |            | Probation Revoked |            | Satisfactory Release |            | Average Length of Probation* |        |
|   |              |                 | # of Youth          | % of Total | # of Youth            | % of Total | # of Youth        | % of Total | # of Youth        | % of Total | # of Youth           | % of Total | # of Youth                   | Months |
| D11   | Age Group    | 10 & under      | 2                   | 1%         | 7                     | 7%         | 1                 | 1%         | 0                 | 0%         | 3                    | 1%         | 1                            | 4      |
|   |              | 11-13           | 45                  | 15%        | 35                    | 35%        | 22                | 19%        | 1                 | 17%        | 46                   | 19%        | 22                           | 8      |
|   |              | 14-15           | 118                 | 39%        | 45                    | 45%        | 58                | 49%        | 4                 | 67%        | 90                   | 37%        | 71                           | 9      |
|   |              | 16              | 78                  | 26%        | 9                     | 9%         | 19                | 16%        | 0                 | 0%         | 69                   | 28%        | 75                           | 8      |
|   |              | 17              | 61                  | 20%        | 3                     | 3%         | 17                | 14%        | 1                 | 17%        | 36                   | 15%        | 81                           | 10     |
|   |              | 18              | 0                   | 0%         | 0                     | 0%         | 1                 | 1%         | 0                 | 0%         | 0                    | 0%         | 65                           | 11     |
|   | Gender       | Female          | 106                 | 35%        | 34                    | 34%        | 40                | 34%        | 4                 | 67%        | 88                   | 36%        | 111                          | 9      |
|   |              | Male            | 198                 | 65%        | 65                    | 66%        | 78                | 66%        | 2                 | 33%        | 156                  | 64%        | 204                          | 10     |
|   | Race         | Am. Indian      | 1                   | 0%         | 3                     | 3%         | 1                 | 1%         | 0                 | 0%         | 2                    | 1%         | 2                            | 8      |
|   |              | Asian/P. I.     | 1                   | 0%         | 1                     | 1%         | 1                 | 1%         | 0                 | 0%         | 1                    | 0%         | 2                            | 14     |
|   |              | Black           | 12                  | 4%         | 1                     | 1%         | 6                 | 5%         | 1                 | 17%        | 12                   | 5%         | 17                           | 9      |
|   |              | White           | 200                 | 66%        | 75                    | 76%        | 71                | 60%        | 4                 | 67%        | 158                  | 65%        | 205                          | 10     |
|   |              | Other           | 90                  | 30%        | 19                    | 19%        | 39                | 33%        | 1                 | 17%        | 71                   | 29%        | 89                           | 9      |
|   | Ethnicity    | Hispanic Origin | 110                 | 36%        | 25                    | 25%        | 49                | 42%        | 1                 | 17%        | 84                   | 34%        | 110                          | 9      |
|   |              | Non-Hispanic    | 194                 | 64%        | 74                    | 75%        | 69                | 58%        | 5                 | 83%        | 160                  | 66%        | 205                          | 10     |
| District Totals                                 |              |                 | 304                 | 100%       | 99                    | 100%       | 118               | 100%       | 6                 | 100%       | 244                  | 100%       | 315                          | 9      |

\*Probation is terminated at 19 years of age. The age group for 18 year olds average length of probation includes 18 and 19 year olds.

## District 11

Youth Level of Service/Case Management Inventory (YLS/CMI) is an assessment tool used to determine the level of risk and appropriate placement for youth on probation. The following table shows the classification results of youth upon entry and exit from probation.

| Classification based on Youth Level of Service/<br>Case Management Inventory Level |   |                        |      |                      |      |
|--|---|------------------------|------|----------------------|------|
| District   | Risk Category                                     | Initial Classification |      | Final Classification |      |
|  |   | #                      | %    | #                    | %    |
| D11  | Juvenile Community-Based Intervention (high risk) | 90                     | 30%  | 98                   | 31%  |
|  | Juvenile Community-Based Resource (low risk)      | 166                    | 55%  | 172                  | 55%  |
|  | Other*  | 48                     | 16%  | 45                   | 14%  |
| Total Youth  |   | 304                    | 100% | 315                  | 100% |

\*No YLS/CMI assessment completed prior to termination of probation due to a brief probation term or successful completion of pre-adjudicated services.

As a part of the Interstate Compact on the Placement of Children (ICPC), Nebraska monitors youth from out of state. These are notated in county tables as “out of state.”

| Juvenile Probation Activity - Youth by Age Group |          |            |                     |                       |                   |                   |                      |                              |            |        |
|--|----------|------------|---------------------|-----------------------|-------------------|-------------------|----------------------|------------------------------|------------|--------|
| County   |          |            |                     |                       |                   |                   |                      |                              |            |        |
| District   | County   | Cohort     | Placed on Probation | Out-of-home Placement | Motions to Revoke | Probation Revoked | Satisfactory Release | Average Length of Probation* |            |        |
|  |          |            | # of Youth          | # of Youth            | # of Youth        | # of Youth        | # of Youth           | # of Youth                   | # of Youth | Months |
| D11  | Chase    | 11-13      | 0                   | 0                     | 0                 | 0                 | 1                    | 0                            | 0          |        |
|  |          | 14-15      | 4                   | 0                     | 0                 | 0                 | 2                    | 1                            | 7          |        |
|  |          | 16         | 2                   | 0                     | 0                 | 0                 | 0                    | 0                            | 1          | 6      |
|  |          | 17         | 0                   | 0                     | 0                 | 0                 | 0                    | 0                            | 1          | 7      |
|  | Dawson   | 10 & under | 0                   | 2                     | 0                 | 0                 | 0                    | 0                            | 0          | 0      |
|  |          | 11-13      | 14                  | 10                    | 9                 | 0                 | 15                   | 8                            | 6          |        |
|  |          | 14-15      | 35                  | 15                    | 24                | 1                 | 30                   | 26                           | 9          |        |
|  |          | 16         | 27                  | 1                     | 6                 | 0                 | 24                   | 23                           | 7          |        |
|  |          | 17         | 31                  | 0                     | 9                 | 1                 | 23                   | 27                           | 9          |        |
|  |          | 18         | 0                   | 0                     | 0                 | 0                 | 0                    | 0                            | 27         | 9      |
|  | Dundy    | 17         | 1                   | 0                     | 0                 | 0                 | 0                    | 0                            | 0          |        |
|  | Frontier | 14-15      | 1                   | 2                     | 0                 | 0                 | 0                    | 0                            | 0          | 0      |
|  |          | 16         | 2                   | 0                     | 0                 | 0                 | 1                    | 1                            | 5          |        |
|  |          | 17         | 0                   | 0                     | 0                 | 0                 | 0                    | 1                            | 5          |        |



# District 11

## Juvenile Probation Activity - Youth by Age Group County

| District      | County       | Cohort     | Placed on Probation | Out-of-home Placement | Motions to Revoke | Probation Revoked | Satisfactory Release | Average Length of Probation* |        |
|---------------|--------------|------------|---------------------|-----------------------|-------------------|-------------------|----------------------|------------------------------|--------|
|               |              |            | # of Youth          | # of Youth            | # of Youth        | # of Youth        | # of Youth           | # of Youth                   | Months |
| D11 Continued | Furnas       | 10 & under | 0                   | 2                     | 0                 | 0                 | 1                    | 0                            | 0      |
|               |              | 11-13      | 3                   | 3                     | 1                 | 0                 | 1                    | 1                            | 20     |
|               |              | 14-15      | 3                   | 2                     | 2                 | 0                 | 1                    | 3                            | 3      |
|               |              | 16         | 0                   | 0                     | 1                 | 0                 | 2                    | 0                            | 0      |
|               |              | 17         | 2                   | 0                     | 1                 | 0                 | 1                    | 2                            | 9      |
|               |              | 18         | 0                   | 0                     | 0                 | 0                 | 0                    | 3                            | 15     |
|               | Gosper       | 14-15      | 0                   | 0                     | 0                 | 0                 | 1                    | 0                            | 0      |
|               |              | 16         | 1                   | 0                     | 0                 | 0                 | 2                    | 3                            | 4      |
|               |              | 17         | 0                   | 0                     | 1                 | 0                 | 1                    | 0                            | 0      |
|               | Hitchcock    | 14-15      | 1                   | 1                     | 1                 | 1                 | 0                    | 0                            | 0      |
|               |              | 17         | 0                   | 0                     | 0                 | 0                 | 0                    | 1                            | 5      |
|               | Keith        | 10 & under | 0                   | 0                     | 0                 | 0                 | 1                    | 1                            | 4      |
|               |              | 11-13      | 1                   | 2                     | 1                 | 0                 | 4                    | 2                            | 11     |
|               |              | 14-15      | 6                   | 2                     | 3                 | 0                 | 7                    | 7                            | 9      |
|               |              | 16         | 2                   | 0                     | 0                 | 0                 | 2                    | 4                            | 6      |
|               |              | 17         | 2                   | 0                     | 0                 | 0                 | 2                    | 3                            | 8      |
|               |              | 18         | 0                   | 0                     | 0                 | 0                 | 0                    | 1                            | 6      |
|               | Lincoln      | 10 & under | 1                   | 2                     | 0                 | 0                 | 1                    | 0                            | 0      |
|               |              | 11-13      | 19                  | 14                    | 5                 | 0                 | 15                   | 8                            | 8      |
|               |              | 14-15      | 50                  | 17                    | 20                | 2                 | 28                   | 18                           | 8      |
|               |              | 16         | 34                  | 6                     | 7                 | 0                 | 29                   | 27                           | 10     |
|               |              | 17         | 16                  | 2                     | 4                 | 0                 | 6                    | 39                           | 11     |
|               |              | 18         | 0                   | 0                     | 1                 | 0                 | 0                    | 23                           | 11     |
|               | Logan        | 11-13      | 0                   | 0                     | 0                 | 0                 | 1                    | 0                            | 0      |
|               |              | 14-15      | 0                   | 0                     | 0                 | 0                 | 0                    | 1                            | 17     |
|               |              | 16         | 0                   | 0                     | 0                 | 0                 | 1                    | 0                            | 0      |
|               |              | 18         | 0                   | 0                     | 0                 | 0                 | 0                    | 1                            | 10     |
|               | McPherson    | 11-13      | 0                   | 0                     | 0                 | 0                 | 1                    | 0                            | 0      |
|               |              | 14-15      | 0                   | 0                     | 0                 | 0                 | 2                    | 2                            | 11     |
|               |              | 16         | 0                   | 0                     | 0                 | 0                 | 0                    | 1                            | 11     |
|               | Out of State | 14-15      | 0                   | 1                     | 1                 | 0                 | 2                    | 0                            | 0      |
|               |              | 16         | 0                   | 0                     | 0                 | 0                 | 0                    | 1                            | 11     |
| 17            |              | 0          | 0                   | 0                     | 0                 | 1                 | 0                    | 0                            |        |
| 18            |              | 0          | 0                   | 0                     | 0                 | 0                 | 2                    | 24                           |        |

# District 11

## Juvenile Probation Activity - Youth by Age Group County

| District      | County     | Cohort     | Placed on Probation | Out-of-home Placement | Motions to Revoke | Probation Revoked | Satisfactory Release | Average Length of Probation* |        |
|---------------|------------|------------|---------------------|-----------------------|-------------------|-------------------|----------------------|------------------------------|--------|
|               |            |            | # of Youth          | # of Youth            | # of Youth        | # of Youth        | # of Youth           | # of Youth                   | Months |
| D11 Continued | Perkins    | 14-15      | 2                   | 0                     | 2                 | 0                 | 4                    | 1                            | 8      |
|               |            | 16         | 0                   | 0                     | 0                 | 0                 | 0                    | 3                            | 9      |
|               |            | 17         | 2                   | 0                     | 0                 | 0                 | 1                    | 0                            | 0      |
|               |            | 18         | 0                   | 0                     | 0                 | 0                 | 0                    | 2                            | 16     |
|               | Red Willow | 10 & under | 1                   | 1                     | 1                 | 0                 | 0                    | 0                            | 0      |
|               |            | 11-13      | 8                   | 6                     | 6                 | 1                 | 8                    | 3                            | 6      |
|               |            | 14-15      | 16                  | 5                     | 5                 | 0                 | 12                   | 11                           | 12     |
|               |            | 16         | 10                  | 2                     | 5                 | 0                 | 7                    | 10                           | 7      |
|               |            | 17         | 7                   | 1                     | 2                 | 0                 | 1                    | 7                            | 12     |
|               |            | 18         | 0                   | 0                     | 0                 | 0                 | 0                    | 6                            | 13     |
|               | Thomas     | 14-15      | 0                   | 0                     | 0                 | 0                 | 1                    | 1                            | 5      |
|               |            | 16         | 0                   | 0                     | 0                 | 0                 | 1                    | 1                            | 5      |

# District 11

## Juvenile Probation Activity - Youth by Gender County

| District   | County       | Cohort | Placed on Probation | Out-of-home Placement | Motions to Revoke | Probation Revoked | Satisfactory Release | Average Length of Probation* |        |
|------------|--------------|--------|---------------------|-----------------------|-------------------|-------------------|----------------------|------------------------------|--------|
|            |              |        | # of Youth          | # of Youth            | # of Youth        | # of Youth        | # of Youth           | # of Youth                   | Months |
| D11        | Chase        | Female | 1                   | 0                     | 0                 | 0                 | 0                    | 0                            | 0      |
|            |              | Male   | 5                   | 0                     | 0                 | 0                 | 3                    | 3                            | 7      |
|            | Dawson       | Female | 33                  | 6                     | 14                | 1                 | 29                   | 34                           | 8      |
|            |              | Male   | 74                  | 22                    | 34                | 1                 | 63                   | 77                           | 8      |
|            | Dundy        | Female | 1                   | 0                     | 0                 | 0                 | 0                    | 0                            | 0      |
|            | Frontier     | Male   | 3                   | 2                     | 0                 | 0                 | 1                    | 2                            | 5      |
|            | Furnas       | Female | 3                   | 2                     | 2                 | 0                 | 4                    | 5                            | 6      |
|            |              | Male   | 5                   | 5                     | 3                 | 0                 | 2                    | 4                            | 15     |
|            | Gosper       | Female | 0                   | 0                     | 0                 | 0                 | 2                    | 2                            | 3      |
|            |              | Male   | 1                   | 0                     | 1                 | 0                 | 2                    | 1                            | 5      |
|            | Hitchcock    | Female | 1                   | 1                     | 1                 | 1                 | 0                    | 1                            | 5      |
|            | Keith        | Female | 3                   | 1                     | 1                 | 0                 | 7                    | 7                            | 7      |
|            |              | Male   | 8                   | 3                     | 3                 | 0                 | 9                    | 11                           | 9      |
|            | Lincoln      | Female | 44                  | 18                    | 13                | 1                 | 30                   | 41                           | 9      |
|            |              | Male   | 76                  | 23                    | 24                | 1                 | 49                   | 74                           | 11     |
|            | Logan        | Female | 0                   | 0                     | 0                 | 0                 | 1                    | 1                            | 17     |
|            |              | Male   | 0                   | 0                     | 0                 | 0                 | 1                    | 1                            | 10     |
|            | McPherson    | Male   | 0                   | 0                     | 0                 | 0                 | 3                    | 3                            | 11     |
|            | Out of State | Male   | 0                   | 1                     | 1                 | 0                 | 3                    | 3                            | 20     |
|            | Perkins      | Female | 2                   | 0                     | 1                 | 0                 | 0                    | 0                            | 0      |
| Male       |              | 2      | 0                   | 1                     | 0                 | 5                 | 6                    | 11                           |        |
| Red Willow | Female       | 18     | 6                   | 8                     | 1                 | 13                | 18                   | 12                           |        |
|            | Male         | 24     | 9                   | 11                    | 0                 | 15                | 19                   | 9                            |        |
| Thomas     | Female       | 0      | 0                   | 0                     | 0                 | 2                 | 2                    | 5                            |        |

# District 11

## Juvenile Probation Activity - Youth by Race County

| District   | County       | Cohort      | Placed on Probation | Out-of-home Placement | Motions to Revoke | Probation Revoked | Satisfactory Release | Average Length of Probation* |        |
|------------|--------------|-------------|---------------------|-----------------------|-------------------|-------------------|----------------------|------------------------------|--------|
|            |              |             | # of Youth          | # of Youth            | # of Youth        | # of Youth        | # of Youth           | # of Youth                   | Months |
| D11        | Chase        | White       | 1                   | 0                     | 0                 | 0                 | 2                    | 2                            | 7      |
|            |              | Other       | 5                   | 0                     | 0                 | 0                 | 1                    | 1                            | 6      |
|            | Dawson       | Asian/P. I. | 1                   | 1                     | 1                 | 0                 | 0                    | 1                            | 18     |
|            |              | Black       | 7                   | 1                     | 4                 | 1                 | 5                    | 6                            | 10     |
|            |              | White       | 31                  | 11                    | 11                | 0                 | 35                   | 37                           | 7      |
|            |              | Other       | 68                  | 15                    | 32                | 1                 | 52                   | 67                           | 9      |
|            | Dundy        | White       | 1                   | 0                     | 0                 | 0                 | 0                    | 0                            | 0      |
|            | Frontier     | White       | 3                   | 2                     | 0                 | 0                 | 1                    | 2                            | 5      |
|            | Furnas       | White       | 6                   | 6                     | 5                 | 0                 | 6                    | 9                            | 10     |
|            |              | Other       | 2                   | 1                     | 0                 | 0                 | 0                    | 0                            | 0      |
|            | Gosper       | White       | 0                   | 0                     | 0                 | 0                 | 1                    | 1                            | 5      |
|            |              | Other       | 1                   | 0                     | 1                 | 0                 | 3                    | 2                            | 3      |
|            | Hitchcock    | White       | 1                   | 1                     | 1                 | 1                 | 0                    | 1                            | 5      |
|            | Keith        | Am. Indian  | 0                   | 0                     | 0                 | 0                 | 1                    | 1                            | 10     |
|            |              | Black       | 0                   | 0                     | 1                 | 0                 | 1                    | 1                            | 4      |
|            |              | White       | 9                   | 4                     | 3                 | 0                 | 11                   | 13                           | 8      |
|            |              | Other       | 2                   | 0                     | 0                 | 0                 | 3                    | 3                            | 8      |
|            | Lincoln      | Am. Indian  | 1                   | 3                     | 1                 | 0                 | 1                    | 1                            | 6      |
|            |              | Asian/P. I. | 0                   | 0                     | 0                 | 0                 | 1                    | 1                            | 10     |
|            |              | Black       | 4                   | 0                     | 0                 | 0                 | 2                    | 5                            | 8      |
|            |              | White       | 107                 | 36                    | 31                | 2                 | 67                   | 97                           | 10     |
|            |              | Other       | 8                   | 2                     | 5                 | 0                 | 8                    | 11                           | 13     |
|            | Logan        | White       | 0                   | 0                     | 0                 | 0                 | 2                    | 2                            | 14     |
|            | McPherson    | Black       | 0                   | 0                     | 0                 | 0                 | 2                    | 2                            | 11     |
|            |              | White       | 0                   | 0                     | 0                 | 0                 | 1                    | 1                            | 11     |
|            | Out of State | Black       | 0                   | 0                     | 0                 | 0                 | 1                    | 1                            | 12     |
|            |              | White       | 0                   | 1                     | 1                 | 0                 | 1                    | 1                            | 36     |
|            |              | Other       | 0                   | 0                     | 0                 | 0                 | 1                    | 1                            | 11     |
|            | Perkins      | White       | 3                   | 0                     | 2                 | 0                 | 5                    | 6                            | 11     |
|            |              | Other       | 1                   | 0                     | 0                 | 0                 | 0                    | 0                            | 0      |
| Red Willow | Black        | 1           | 0                   | 1                     | 0                 | 1                 | 2                    | 9                            |        |
|            | White        | 38          | 14                  | 17                    | 1                 | 24                | 31                   | 11                           |        |
|            | Other        | 3           | 1                   | 1                     | 0                 | 3                 | 4                    | 10                           |        |
| Thomas     | White        | 0           | 0                   | 0                     | 0                 | 2                 | 2                    | 5                            |        |

# District 11

## Juvenile Probation Activity - Youth by Ethnicity County

| District     | County          | Cohort          | Placed on Probation | Out-of-home Placement | Motions to Revoke | Probation Revoked | Satisfactory Release | Average Length of Probation* |        |
|--------------|-----------------|-----------------|---------------------|-----------------------|-------------------|-------------------|----------------------|------------------------------|--------|
|              |                 |                 | # of Youth          | # of Youth            | # of Youth        | # of Youth        | # of Youth           | # of Youth                   | Months |
| D11          | Chase           | Hispanic Origin | 5                   | 0                     | 0                 | 0                 | 1                    | 1                            | 6      |
|              |                 | Non-Hispanic    | 1                   | 0                     | 0                 | 0                 | 2                    | 2                            | 7      |
|              | Dawson          | Hispanic Origin | 74                  | 16                    | 34                | 1                 | 59                   | 74                           | 8      |
|              |                 | Non-Hispanic    | 33                  | 12                    | 14                | 1                 | 33                   | 37                           | 8      |
|              | Dundy           | Non-Hispanic    | 1                   | 0                     | 0                 | 0                 | 0                    | 0                            | 0      |
|              | Frontier        | Non-Hispanic    | 3                   | 2                     | 0                 | 0                 | 1                    | 2                            | 5      |
|              | Furnas          | Hispanic Origin | 1                   | 0                     | 0                 | 0                 | 0                    | 0                            | 0      |
|              |                 | Non-Hispanic    | 7                   | 7                     | 5                 | 0                 | 6                    | 9                            | 10     |
|              | Gosper          | Hispanic Origin | 1                   | 0                     | 1                 | 0                 | 3                    | 2                            | 3      |
|              |                 | Non-Hispanic    | 0                   | 0                     | 0                 | 0                 | 1                    | 1                            | 5      |
|              | Hitchcock       | Non-Hispanic    | 1                   | 1                     | 1                 | 1                 | 0                    | 1                            | 5      |
|              | Keith           | Hispanic Origin | 3                   | 1                     | 0                 | 0                 | 5                    | 5                            | 7      |
|              |                 | Non-Hispanic    | 8                   | 3                     | 4                 | 0                 | 11                   | 13                           | 8      |
|              | Lincoln         | Hispanic Origin | 22                  | 7                     | 12                | 0                 | 11                   | 21                           | 10     |
|              |                 | Non-Hispanic    | 98                  | 34                    | 25                | 2                 | 68                   | 94                           | 10     |
|              | Logan           | Non-Hispanic    | 0                   | 0                     | 0                 | 0                 | 2                    | 2                            | 14     |
|              | McPherson       | Non-Hispanic    | 0                   | 0                     | 0                 | 0                 | 3                    | 3                            | 11     |
|              | Out of State    | Hispanic Origin | 0                   | 0                     | 0                 | 0                 | 1                    | 1                            | 11     |
|              |                 | Non-Hispanic    | 0                   | 1                     | 1                 | 0                 | 2                    | 2                            | 24     |
|              | Perkins         | Hispanic Origin | 1                   | 0                     | 0                 | 0                 | 0                    | 0                            | 0      |
| Non-Hispanic |                 | 3               | 0                   | 2                     | 0                 | 5                 | 6                    | 11                           |        |
| Red Willow   | Hispanic Origin | 3               | 1                   | 2                     | 0                 | 4                 | 6                    | 11                           |        |
|              | Non-Hispanic    | 39              | 14                  | 17                    | 1                 | 24                | 31                   | 10                           |        |
| Thomas       | Non-Hispanic    | 0               | 0                   | 0                     | 0                 | 2                 | 2                    | 5                            |        |

## District 11

### Part (e) Juveniles With Access to Counsel

*Nebraska Revised Statute 24-1007 (e) juveniles with and without access to counsel in juvenile and adult court, both appointed and retained.*

The Juveniles with Access to Counsel table displays the percent of juveniles represented by an attorney in criminal cases from county court and district court and juvenile cases from county court and separate juvenile court. Data includes new cases filed and cases transferred from one county to another during calendar year 2015. Cases filed in 2015 may not have reached the sentencing/adjudication stage of proceedings.

| Juveniles With Access to Counsel<br>District |                    |             |                                     |                      |                   |                   |                                     |                      |                   |                   |
|--|--------------------|-------------|-------------------------------------|----------------------|-------------------|-------------------|-------------------------------------|----------------------|-------------------|-------------------|
| District                                     | Demo-<br>graphic   | Cohort      | Criminal Court Cases                |                      |                   |                   | Juvenile Court Cases                |                      |                   |                   |
|  |                    |             | Total<br>Criminal<br>Court<br>Cases | # Without<br>Counsel | # With<br>Counsel | % With<br>Counsel | Total<br>Juvenile<br>Court<br>Cases | # Without<br>Counsel | # With<br>Counsel | % With<br>Counsel |
| D11  | Age Group          | 10 & under  | 1                                   | 1                    | 0                 | 0%                | 8                                   | 3                    | 5                 | 63%               |
|  |                    | 11-13       | 12                                  | 12                   | 0                 | 0%                | 71                                  | 39                   | 32                | 45%               |
|  |                    | 14-15       | 45                                  | 43                   | 2                 | 4%                | 192                                 | 110                  | 82                | 43%               |
|  |                    | 16          | 68                                  | 59                   | 9                 | 13%               | 140                                 | 89                   | 51                | 36%               |
|  |                    | 17          | 130                                 | 84                   | 46                | 35%               | 131                                 | 77                   | 54                | 41%               |
|  | Gender             | Female      | 90                                  | 74                   | 16                | 18%               | 162                                 | 109                  | 53                | 33%               |
|  |                    | Male        | 159                                 | 121                  | 38                | 24%               | 365                                 | 199                  | 166               | 45%               |
|  |                    | Unknown     | 7                                   | 4                    | 3                 | 43%               | 15                                  | 10                   | 5                 | 33%               |
|  | Race/<br>Ethnicity | Am. Indian  | 0                                   | 0                    | 0                 | 0%                | 3                                   | 0                    | 3                 | 100%              |
|  |                    | Asian/P. I. | 1                                   | 0                    | 1                 | 100%              | 0                                   | 0                    | 0                 | 0%                |
|  |                    | Black       | 7                                   | 5                    | 2                 | 29%               | 10                                  | 7                    | 3                 | 30%               |
|  |                    | Hispanic    | 33                                  | 27                   | 6                 | 18%               | 46                                  | 19                   | 27                | 59%               |
|  |                    | White       | 175                                 | 138                  | 37                | 21%               | 267                                 | 142                  | 125               | 47%               |
|  |                    | Other       | 1                                   | 0                    | 1                 | 100%              | 0                                   | 0                    | 0                 | 0%                |
| Unknown                                      |                    | 39          | 29                                  | 10                   | 26%               | 216               | 150                                 | 66                   | 31%               |                   |
| District Total                               |                    |             | 256                                 | 199                  | 57                | 22%               | 542                                 | 318                  | 224               | 41%               |

## District 11

### Juveniles With Access to Counsel by Age Group County

| District | County    | Cohort     | Criminal Court Cases |                   |                |                | Juvenile Court Cases |                   |                |                |
|----------|-----------|------------|----------------------|-------------------|----------------|----------------|----------------------|-------------------|----------------|----------------|
|          |           |            | Total Cases          | # Without Counsel | # With Counsel | % With Counsel | Total Cases          | # Without Counsel | # With Counsel | % With Counsel |
| D11      | Chase     | 14-15      | 0                    | 0                 | 0              | 0%             | 10                   | 7                 | 3              | 30%            |
|          |           | 16         | 2                    | 2                 | 0              | 0%             | 5                    | 4                 | 1              | 20%            |
|          |           | 17         | 6                    | 4                 | 2              | 33%            | 3                    | 1                 | 2              | 67%            |
|          | Dawson    | 10 & under | 0                    | 0                 | 0              | 0%             | 2                    | 2                 | 0              | 0%             |
|          |           | 11-13      | 5                    | 5                 | 0              | 0%             | 27                   | 21                | 6              | 22%            |
|          |           | 14-15      | 17                   | 16                | 1              | 6%             | 62                   | 42                | 20             | 32%            |
|          |           | 16         | 22                   | 20                | 2              | 9%             | 51                   | 34                | 17             | 33%            |
|          |           | 17         | 11                   | 7                 | 4              | 36%            | 65                   | 49                | 16             | 25%            |
|          | Dundy     | 16         | 1                    | 1                 | 0              | 0%             | 0                    | 0                 | 0              | 0%             |
|          |           | 17         | 0                    | 0                 | 0              | 0%             | 2                    | 0                 | 2              | 100%           |
|          | Frontier  | 14-15      | 4                    | 4                 | 0              | 0%             | 2                    | 1                 | 1              | 50%            |
|          |           | 16         | 2                    | 1                 | 1              | 50%            | 3                    | 2                 | 1              | 33%            |
|          |           | 17         | 3                    | 3                 | 0              | 0%             | 0                    | 0                 | 0              | 0%             |
|          | Furnas    | 11-13      | 0                    | 0                 | 0              | 0%             | 3                    | 2                 | 1              | 33%            |
|          |           | 14-15      | 0                    | 0                 | 0              | 0%             | 7                    | 5                 | 2              | 29%            |
|          |           | 16         | 0                    | 0                 | 0              | 0%             | 1                    | 1                 | 0              | 0%             |
|          |           | 17         | 6                    | 3                 | 3              | 50%            | 3                    | 2                 | 1              | 33%            |
|          | Gosper    | 10 & under | 0                    | 0                 | 0              | 0%             | 2                    | 0                 | 2              | 100%           |
|          |           | 14-15      | 0                    | 0                 | 0              | 0%             | 3                    | 3                 | 0              | 0%             |
|          |           | 16         | 1                    | 1                 | 0              | 0%             | 0                    | 0                 | 0              | 0%             |
|          |           | 17         | 3                    | 3                 | 0              | 0%             | 0                    | 0                 | 0              | 0%             |
|          | Hayes     | 11-13      | 0                    | 0                 | 0              | 0%             | 2                    | 1                 | 1              | 50%            |
|          |           | 17         | 2                    | 2                 | 0              | 0%             | 0                    | 0                 | 0              | 0%             |
|          | Hitchcock | 14-15      | 0                    | 0                 | 0              | 0%             | 1                    | 1                 | 0              | 0%             |
|          |           | 16         | 1                    | 0                 | 1              | 100%           | 0                    | 0                 | 0              | 0%             |
|          | Keith     | 10 & under | 0                    | 0                 | 0              | 0%             | 1                    | 0                 | 1              | 100%           |
|          |           | 11-13      | 0                    | 0                 | 0              | 0%             | 4                    | 2                 | 2              | 50%            |
|          |           | 14-15      | 1                    | 1                 | 0              | 0%             | 12                   | 7                 | 5              | 42%            |
| 16       |           | 4          | 4                    | 0                 | 0%             | 3              | 2                    | 1                 | 33%            |                |
| 17       |           | 5          | 3                    | 2                 | 40%            | 11             | 5                    | 6                 | 55%            |                |

## District 11

### Juveniles With Access to Counsel by Age Group County

| District     | County     | Cohort     | Criminal Court Cases |                   |                |                | Juvenile Court Cases |                   |                |                |
|--------------|------------|------------|----------------------|-------------------|----------------|----------------|----------------------|-------------------|----------------|----------------|
|              |            |            | Total Cases          | # Without Counsel | # With Counsel | % With Counsel | Total Cases          | # Without Counsel | # With Counsel | % With Counsel |
| D11<br>Cont. | Lincoln    | 10 & under | 1                    | 1                 | 0              | 0%             | 1                    | 0                 | 1              | 100%           |
|              |            | 11-13      | 7                    | 7                 | 0              | 0%             | 25                   | 6                 | 19             | 76%            |
|              |            | 14-15      | 22                   | 21                | 1              | 5%             | 73                   | 27                | 46             | 63%            |
|              |            | 16         | 29                   | 24                | 5              | 17%            | 55                   | 29                | 26             | 47%            |
|              |            | 17         | 88                   | 56                | 32             | 36%            | 25                   | 13                | 12             | 48%            |
|              | McPherson  | 17         | 0                    | 0                 | 0              | 0%             | 1                    | 1                 | 0              | 0%             |
|              | Perkins    | 14-15      | 0                    | 0                 | 0              | 0%             | 1                    | 0                 | 1              | 100%           |
|              |            | 16         | 0                    | 0                 | 0              | 0%             | 2                    | 1                 | 1              | 50%            |
|              |            | 17         | 1                    | 1                 | 0              | 0%             | 5                    | 1                 | 4              | 80%            |
|              | Red Willow | 10 & under | 0                    | 0                 | 0              | 0%             | 2                    | 1                 | 1              | 50%            |
|              |            | 11-13      | 0                    | 0                 | 0              | 0%             | 10                   | 7                 | 3              | 30%            |
|              |            | 14-15      | 1                    | 1                 | 0              | 0%             | 21                   | 17                | 4              | 19%            |
|              |            | 16         | 6                    | 6                 | 0              | 0%             | 20                   | 16                | 4              | 20%            |
|              |            | 17         | 5                    | 2                 | 3              | 60%            | 16                   | 5                 | 11             | 69%            |



## District 11

### Juveniles With Access to Counsel by Gender County

| District   | County    | Cohort  | Criminal Court Cases |                   |                |                | Juvenile Court Cases |                   |                |                |
|------------|-----------|---------|----------------------|-------------------|----------------|----------------|----------------------|-------------------|----------------|----------------|
|            |           |         | Total Cases          | # Without Counsel | # With Counsel | % With Counsel | Total Cases          | # Without Counsel | # With Counsel | % With Counsel |
| D11        | Chase     | Female  | 1                    | 1                 | 0              | 0%             | 5                    | 4                 | 1              | 20%            |
|            |           | Male    | 7                    | 5                 | 2              | 29%            | 13                   | 8                 | 5              | 38%            |
|            | Dawson    | Female  | 14                   | 12                | 2              | 14%            | 59                   | 46                | 13             | 22%            |
|            |           | Male    | 38                   | 34                | 4              | 11%            | 139                  | 94                | 45             | 32%            |
|            | Dawson    | Unknown | 3                    | 2                 | 1              | 33%            | 9                    | 8                 | 1              | 11%            |
|            | Dundy     | Male    | 1                    | 1                 | 0              | 0%             | 0                    | 0                 | 0              | 0%             |
|            |           | Unknown | 0                    | 0                 | 0              | 0%             | 2                    | 0                 | 2              | 100%           |
|            | Frontier  | Female  | 3                    | 3                 | 0              | 0%             | 0                    | 0                 | 0              | 0%             |
|            |           | Male    | 6                    | 5                 | 1              | 17%            | 5                    | 3                 | 2              | 40%            |
|            | Furnas    | Female  | 4                    | 1                 | 3              | 75%            | 5                    | 4                 | 1              | 20%            |
|            |           | Male    | 2                    | 2                 | 0              | 0%             | 9                    | 6                 | 3              | 33%            |
|            | Gosper    | Female  | 2                    | 2                 | 0              | 0%             | 3                    | 2                 | 1              | 33%            |
|            |           | Male    | 2                    | 2                 | 0              | 0%             | 2                    | 1                 | 1              | 50%            |
|            | Hayes     | Male    | 2                    | 2                 | 0              | 0%             | 1                    | 1                 | 0              | 0%             |
|            |           | Unknown | 0                    | 0                 | 0              | 0%             | 1                    | 0                 | 1              | 100%           |
|            | Hitchcock | Male    | 1                    | 0                 | 1              | 100%           | 1                    | 1                 | 0              | 0%             |
|            | Keith     | Female  | 4                    | 4                 | 0              | 0%             | 8                    | 6                 | 2              | 25%            |
|            | Keith     | Male    | 6                    | 4                 | 2              | 33%            | 23                   | 10                | 13             | 57%            |
|            | Lincoln   | Female  | 56                   | 45                | 11             | 20%            | 53                   | 25                | 28             | 53%            |
|            |           | Male    | 87                   | 62                | 25             | 29%            | 124                  | 49                | 75             | 60%            |
|            |           | Unknown | 4                    | 2                 | 2              | 50%            | 2                    | 1                 | 1              | 50%            |
|            | McPherson | Female  | 0                    | 0                 | 0              | 0%             | 1                    | 1                 | 0              | 0%             |
|            | Perkins   | Female  | 0                    | 0                 | 0              | 0%             | 2                    | 1                 | 1              | 50%            |
|            |           | Male    | 1                    | 1                 | 0              | 0%             | 6                    | 1                 | 5              | 83%            |
| Red Willow | Female    | 6       | 6                    | 0                 | 0%             | 26             | 20                   | 6                 | 23%            |                |
|            | Male      | 6       | 3                    | 3                 | 50%            | 42             | 25                   | 17                | 40%            |                |
|            | Unknown   | 0       | 0                    | 0                 | 0%             | 1              | 1                    | 0                 | 0%             |                |

Juveniles With Access to Counsel by Race/Ethnicity  
County

| District   | County    | Cohort      | Criminal Court Cases |                   |                |                | Juvenile Court Cases |                   |                |                |
|------------|-----------|-------------|----------------------|-------------------|----------------|----------------|----------------------|-------------------|----------------|----------------|
|            |           |             | Total Cases          | # Without Counsel | # With Counsel | % With Counsel | Total Cases          | # Without Counsel | # With Counsel | % With Counsel |
| D11        | Chase     | Hispanic    | 0                    | 0                 | 0              | 0%             | 10                   | 7                 | 3              | 30%            |
|            |           | White       | 7                    | 6                 | 1              | 14%            | 8                    | 5                 | 3              | 38%            |
|            |           | Unknown     | 1                    | 0                 | 1              | 100%           | 0                    | 0                 | 0              | 0%             |
|            | Dawson    | Black       | 3                    | 3                 | 0              | 0%             | 0                    | 0                 | 0              | 0%             |
|            |           | Hispanic    | 26                   | 24                | 2              | 8%             | 8                    | 5                 | 3              | 38%            |
|            |           | White       | 5                    | 3                 | 2              | 40%            | 2                    | 2                 | 0              | 0%             |
|            |           | Unknown     | 21                   | 18                | 3              | 14%            | 197                  | 141               | 56             | 28%            |
|            | Dundy     | Hispanic    | 0                    | 0                 | 0              | 0%             | 1                    | 0                 | 1              | 100%           |
|            |           | White       | 1                    | 1                 | 0              | 0%             | 1                    | 0                 | 1              | 100%           |
|            | Frontier  | White       | 5                    | 4                 | 1              | 20%            | 4                    | 3                 | 1              | 25%            |
|            |           | Unknown     | 4                    | 4                 | 0              | 0%             | 1                    | 0                 | 1              | 100%           |
|            | Furnas    | Hispanic    | 0                    | 0                 | 0              | 0%             | 2                    | 0                 | 2              | 100%           |
|            |           | White       | 5                    | 2                 | 3              | 60%            | 12                   | 10                | 2              | 17%            |
|            |           | Unknown     | 1                    | 1                 | 0              | 0%             | 0                    | 0                 | 0              | 0%             |
|            | Gosper    | Hispanic    | 0                    | 0                 | 0              | 0%             | 2                    | 1                 | 1              | 50%            |
|            |           | White       | 4                    | 4                 | 0              | 0%             | 3                    | 2                 | 1              | 33%            |
|            | Hayes     | White       | 1                    | 1                 | 0              | 0%             | 0                    | 0                 | 0              | 0%             |
|            |           | Unknown     | 1                    | 1                 | 0              | 0%             | 2                    | 1                 | 1              | 50%            |
|            | Hitchcock | Unknown     | 1                    | 0                 | 1              | 100%           | 1                    | 1                 | 0              | 0%             |
|            | Keith     | Black       | 1                    | 1                 | 0              | 0%             | 0                    | 0                 | 0              | 0%             |
|            |           | Hispanic    | 0                    | 0                 | 0              | 0%             | 1                    | 0                 | 1              | 100%           |
|            |           | White       | 9                    | 7                 | 2              | 22%            | 23                   | 14                | 9              | 39%            |
|            |           | Unknown     | 0                    | 0                 | 0              | 0%             | 7                    | 2                 | 5              | 71%            |
|            | Lincoln   | Am. Indian  | 0                    | 0                 | 0              | 0%             | 3                    | 0                 | 3              | 100%           |
|            |           | Asian/P. I. | 1                    | 0                 | 1              | 100%           | 0                    | 0                 | 0              | 0%             |
|            |           | Black       | 3                    | 1                 | 2              | 67%            | 8                    | 5                 | 3              | 38%            |
|            |           | Hispanic    | 7                    | 3                 | 4              | 57%            | 20                   | 6                 | 14             | 70%            |
|            |           | White       | 128                  | 102               | 26             | 20%            | 146                  | 64                | 82             | 56%            |
| Other      |           | 1           | 0                    | 1                 | 100%           | 0              | 0                    | 0                 | 0%             |                |
| McPherson  | Unknown   | 7           | 3                    | 4                 | 57%            | 2              | 0                    | 2                 | 100%           |                |
|            | Unknown   | 0           | 0                    | 0                 | 0%             | 1              | 1                    | 0                 | 0%             |                |
| Perkins    | White     | 1           | 1                    | 0                 | 0%             | 7              | 1                    | 6                 | 86%            |                |
|            | Unknown   | 0           | 0                    | 0                 | 0%             | 1              | 1                    | 0                 | 0%             |                |
| Red Willow | Black     | 0           | 0                    | 0                 | 0%             | 2              | 2                    | 0                 | 0%             |                |
|            | Hispanic  | 0           | 0                    | 0                 | 0%             | 2              | 0                    | 2                 | 100%           |                |
|            | White     | 9           | 7                    | 2                 | 22%            | 61             | 41                   | 20                | 33%            |                |
|            | Unknown   | 3           | 2                    | 1                 | 33%            | 4              | 3                    | 1                 | 25%            |                |

# District 12

## Part (a) Adjudication of Juvenile Petitions - District 12

*Nebraska Revised Statute 24-1007 (a) Juveniles prosecuted in juvenile court under subdivision (1), (2), (3), or (4) of section 43-247, including the total number of filings and adjudications.*

The Juvenile Petitions and Adjudications tables report the number of new juvenile cases and corresponding percent of adjudications by case type and demographic for cases filed in 2015. The data consists of both county court and separate juvenile court cases. Cases with multiple charges, pleas or findings are counted once per case. Supplemental petitions are not included in this data set. Cases filed in November or December of 2015 may not have reached the adjudication stage of proceedings.

| Number of Juvenile Cases and Adjudication by Case Type<br>District |                  |                 |            |            |                |            |            |             |            |            |            |            |            |
|--|------------------|-----------------|------------|------------|----------------|------------|------------|-------------|------------|------------|------------|------------|------------|
| District   | Demo-<br>graphic | Traffic Offense |            |            | Status Offense |            |            | Misdemeanor |            |            | Felony     |            |            |
|  |                  | #<br>Cases      | #<br>Admit | %<br>Admit | #<br>Cases     | #<br>Admit | %<br>Admit | #<br>Cases  | #<br>Admit | %<br>Admit | #<br>Cases | #<br>Admit | %<br>Admit |
| D12  | 10 & under       | 0               | 0          | 0%         | 7              | 4          | 57%        | 2           | 0          | 0%         | 2          | 2          | 100%       |
|  | 11-13            | 0               | 0          | 0%         | 24             | 15         | 63%        | 45          | 34         | 76%        | 6          | 2          | 33%        |
|  | 14-15            | 8               | 7          | 88%        | 15             | 13         | 87%        | 95          | 71         | 75%        | 12         | 8          | 67%        |
|  | 16               | 2               | 1          | 50%        | 14             | 7          | 50%        | 75          | 55         | 73%        | 6          | 2          | 33%        |
|  | 17               | 2               | 1          | 50%        | 19             | 16         | 84%        | 71          | 55         | 77%        | 8          | 7          | 88%        |
|  | Female           | 0               | 0          | 0%         | 32             | 24         | 75%        | 98          | 75         | 77%        | 5          | 3          | 60%        |
|  | Male             | 12              | 9          | 75%        | 38             | 28         | 74%        | 178         | 131        | 74%        | 27         | 16         | 59%        |
|  | Unknown          | 0               | 0          | 0%         | 9              | 3          | 33%        | 12          | 9          | 75%        | 2          | 2          | 100%       |
|  | Am. Indian       | 0               | 0          | 0%         | 3              | 3          | 100%       | 28          | 16         | 57%        | 1          | 1          | 100%       |
|  | Black            | 0               | 0          | 0%         | 1              | 1          | 100%       | 1           | 0          | 0%         | 0          | 0          | 0%         |
|  | Hispanic         | 3               | 3          | 100%       | 9              | 9          | 100%       | 49          | 35         | 71%        | 7          | 5          | 71%        |
|  | White            | 6               | 5          | 83%        | 14             | 13         | 93%        | 140         | 117        | 84%        | 14         | 9          | 64%        |
|  | Other            | 0               | 0          | 0%         | 2              | 2          | 100%       | 0           | 0          | 0%         | 1          | 1          | 100%       |
| Unknown  | 3                | 1               | 33%        | 50         | 27             | 54%        | 70         | 47          | 67%        | 11         | 5          | 45%        |            |
| District Total   |                  | 12              | 9          | 75%        | 79             | 55         | 70%        | 288         | 215        | 75%        | 34         | 21         | 62%        |

## District 12

| Juvenile Cases and Adjudication by Case Type and Age Group |              |            |                 |         |         |                |         |         |             |         |         |         |         |         |
|--|--------------|------------|-----------------|---------|---------|----------------|---------|---------|-------------|---------|---------|---------|---------|---------|
| County   |              |            |                 |         |         |                |         |         |             |         |         |         |         |         |
| District   | County       | Age Group  | Traffic Offense |         |         | Status Offense |         |         | Misdemeanor |         |         | Felony  |         |         |
|  |              |            | # Cases         | # Admit | % Admit | # Cases        | # Admit | % Admit | # Cases     | # Admit | % Admit | # Cases | # Admit | % Admit |
| D12  | Banner       | 14-15      | 0               | 0       | 0%      | 0              | 0       | 0%      | 1           | 0       | 0%      | 0       | 0       | 0%      |
|  | Box Butte    | 10 & under | 0               | 0       | 0%      | 3              | 0       | 0%      | 0           | 0       | 0%      | 0       | 0       | 0%      |
|  |              | 11-13      | 0               | 0       | 0%      | 6              | 0       | 0%      | 5           | 3       | 60%     | 0       | 0       | 0%      |
|  |              | 14-15      | 0               | 0       | 0%      | 0              | 0       | 0%      | 7           | 6       | 86%     | 1       | 1       | 100%    |
|  |              | 16         | 0               | 0       | 0%      | 2              | 0       | 0%      | 6           | 3       | 50%     | 0       | 0       | 0%      |
|  |              | 17         | 0               | 0       | 0%      | 1              | 0       | 0%      | 5           | 4       | 80%     | 1       | 1       | 100%    |
|  | Cheyenne     | 11-13      | 0               | 0       | 0%      | 0              | 0       | 0%      | 1           | 1       | 100%    | 2       | 1       | 50%     |
|  |              | 14-15      | 1               | 0       | 0%      | 1              | 0       | 0%      | 5           | 0       | 0%      | 0       | 0       | 0%      |
|  |              | 16         | 0               | 0       | 0%      | 2              | 1       | 50%     | 9           | 2       | 22%     | 0       | 0       | 0%      |
|  |              | 17         | 1               | 0       | 0%      | 0              | 0       | 0%      | 10          | 8       | 80%     | 1       | 1       | 100%    |
|  | Dawes        | 10 & under | 0               | 0       | 0%      | 3              | 3       | 100%    | 0           | 0       | 0%      | 1       | 1       | 100%    |
|  |              | 11-13      | 0               | 0       | 0%      | 1              | 1       | 100%    | 3           | 2       | 67%     | 0       | 0       | 0%      |
|  |              | 14-15      | 0               | 0       | 0%      | 0              | 0       | 0%      | 4           | 3       | 75%     | 2       | 0       | 0%      |
|  |              | 16         | 0               | 0       | 0%      | 0              | 0       | 0%      | 10          | 9       | 90%     | 0       | 0       | 0%      |
|  |              | 17         | 1               | 1       | 100%    | 0              | 0       | 0%      | 10          | 8       | 80%     | 0       | 0       | 0%      |
|  | Deuel        | 16         | 0               | 0       | 0%      | 0              | 0       | 0%      | 2           | 0       | 0%      | 0       | 0       | 0%      |
|  | Garden       | 11-13      | 0               | 0       | 0%      | 0              | 0       | 0%      | 0           | 0       | 0%      | 2       | 0       | 0%      |
|  |              | 14-15      | 0               | 0       | 0%      | 0              | 0       | 0%      | 3           | 3       | 100%    | 1       | 1       | 100%    |
|  |              | 16         | 0               | 0       | 0%      | 1              | 1       | 100%    | 1           | 1       | 100%    | 0       | 0       | 0%      |
|  |              | 17         | 0               | 0       | 0%      | 0              | 0       | 0%      | 1           | 1       | 100%    | 0       | 0       | 0%      |
|  | Kimball      | 10 & under | 0               | 0       | 0%      | 0              | 0       | 0%      | 1           | 0       | 0%      | 1       | 1       | 100%    |
|  |              | 11-13      | 0               | 0       | 0%      | 0              | 0       | 0%      | 3           | 2       | 67%     | 0       | 0       | 0%      |
|  |              | 14-15      | 0               | 0       | 0%      | 0              | 0       | 0%      | 2           | 2       | 100%    | 0       | 0       | 0%      |
|  |              | 16         | 0               | 0       | 0%      | 0              | 0       | 0%      | 2           | 2       | 100%    | 0       | 0       | 0%      |
|  |              | 17         | 0               | 0       | 0%      | 0              | 0       | 0%      | 6           | 6       | 100%    | 1       | 1       | 100%    |
|  | Morrill      | 11-13      | 0               | 0       | 0%      | 0              | 0       | 0%      | 5           | 5       | 100%    | 1       | 1       | 100%    |
|  |              | 14-15      | 0               | 0       | 0%      | 0              | 0       | 0%      | 5           | 5       | 100%    | 0       | 0       | 0%      |
|  |              | 16         | 0               | 0       | 0%      | 0              | 0       | 0%      | 2           | 2       | 100%    | 0       | 0       | 0%      |
|  |              | 17         | 0               | 0       | 0%      | 0              | 0       | 0%      | 2           | 2       | 100%    | 0       | 0       | 0%      |
|  | Scotts Bluff | 10 & under | 0               | 0       | 0%      | 1              | 1       | 100%    | 1           | 0       | 0%      | 0       | 0       | 0%      |
| 11-13  |              | 0          | 0               | 0%      | 17      | 14             | 82%     | 23      | 17          | 74%     | 1       | 0       | 0%      |         |
| 14-15  |              | 7          | 7               | 100%    | 14      | 13             | 93%     | 62      | 48          | 77%     | 5       | 5       | 100%    |         |
| 16   |              | 2          | 1               | 50%     | 9       | 5              | 56%     | 37      | 32          | 86%     | 5       | 2       | 40%     |         |
| 17   |              | 0          | 0               | 0%      | 18      | 16             | 89%     | 30      | 21          | 70%     | 5       | 4       | 80%     |         |

## District 12

### Juvenile Cases and Adjudication by Case Type and Age Group County

| District  | County   | Age Group | Traffic Offense |         |         | Status Offense |         |         | Misdemeanor |         |         | Felony  |         |         |
|-----------|----------|-----------|-----------------|---------|---------|----------------|---------|---------|-------------|---------|---------|---------|---------|---------|
|           |          |           | # Cases         | # Admit | % Admit | # Cases        | # Admit | % Admit | # Cases     | # Admit | % Admit | # Cases | # Admit | % Admit |
| D12 Cont. | Sheridan | 11-13     | 0               | 0       | 0%      | 0              | 0       | 0%      | 5           | 4       | 80%     | 0       | 0       | 0%      |
|           |          | 14-15     | 0               | 0       | 0%      | 0              | 0       | 0%      | 6           | 4       | 67%     | 3       | 1       | 33%     |
|           |          | 16        | 0               | 0       | 0%      | 0              | 0       | 0%      | 6           | 4       | 67%     | 1       | 0       | 0%      |
|           |          | 17        | 0               | 0       | 0%      | 0              | 0       | 0%      | 6           | 4       | 67%     | 0       | 0       | 0%      |
|           | Sioux    | 17        | 0               | 0       | 0%      | 0              | 0       | 0%      | 1           | 1       | 100%    | 0       | 0       | 0%      |

### Juvenile Cases and Adjudication by Case Type and Gender County

| District | County       | Gender  | Traffic Offense |         |         | Status Offense |         |         | Misdemeanor |         |         | Felony  |         |         |
|----------|--------------|---------|-----------------|---------|---------|----------------|---------|---------|-------------|---------|---------|---------|---------|---------|
|          |              |         | # Cases         | # Admit | % Admit | # Cases        | # Admit | % Admit | # Cases     | # Admit | % Admit | # Cases | # Admit | % Admit |
| D12      | Banner       | Male    | 0               | 0       | 0%      | 0              | 0       | 0%      | 1           | 0       | 0%      | 0       | 0       | 0%      |
|          | Box Butte    | Female  | 0               | 0       | 0%      | 1              | 0       | 0%      | 10          | 8       | 80%     | 0       | 0       | 0%      |
|          |              | Male    | 0               | 0       | 0%      | 5              | 0       | 0%      | 8           | 5       | 63%     | 2       | 2       | 100%    |
|          |              | Unknown | 0               | 0       | 0%      | 6              | 0       | 0%      | 5           | 3       | 60%     | 0       | 0       | 0%      |
|          | Cheyenne     | Female  | 0               | 0       | 0%      | 0              | 0       | 0%      | 11          | 5       | 45%     | 0       | 0       | 0%      |
|          |              | Male    | 2               | 0       | 0%      | 3              | 1       | 33%     | 14          | 6       | 43%     | 2       | 1       | 50%     |
|          |              | Unknown | 0               | 0       | 0%      | 0              | 0       | 0%      | 0           | 0       | 0%      | 1       | 1       | 100%    |
|          | Dawes        | Female  | 0               | 0       | 0%      | 2              | 2       | 100%    | 4           | 3       | 75%     | 0       | 0       | 0%      |
|          |              | Male    | 1               | 1       | 100%    | 1              | 1       | 100%    | 23          | 19      | 83%     | 3       | 1       | 33%     |
|          |              | Unknown | 0               | 0       | 0%      | 1              | 1       | 100%    | 0           | 0       | 0%      | 0       | 0       | 0%      |
|          | Deuel        | Female  | 0               | 0       | 0%      | 0              | 0       | 0%      | 1           | 0       | 0%      | 0       | 0       | 0%      |
|          |              | Male    | 0               | 0       | 0%      | 0              | 0       | 0%      | 1           | 0       | 0%      | 0       | 0       | 0%      |
|          | Garden       | Female  | 0               | 0       | 0%      | 0              | 0       | 0%      | 1           | 1       | 100%    | 0       | 0       | 0%      |
|          |              | Male    | 0               | 0       | 0%      | 1              | 1       | 100%    | 4           | 4       | 100%    | 3       | 1       | 33%     |
|          | Kimball      | Female  | 0               | 0       | 0%      | 0              | 0       | 0%      | 4           | 4       | 100%    | 1       | 1       | 100%    |
|          |              | Male    | 0               | 0       | 0%      | 0              | 0       | 0%      | 10          | 8       | 80%     | 1       | 1       | 100%    |
|          | Morrill      | Female  | 0               | 0       | 0%      | 0              | 0       | 0%      | 5           | 5       | 100%    | 0       | 0       | 0%      |
|          |              | Male    | 0               | 0       | 0%      | 0              | 0       | 0%      | 9           | 9       | 100%    | 0       | 0       | 0%      |
|          |              | Unknown | 0               | 0       | 0%      | 0              | 0       | 0%      | 0           | 0       | 0%      | 1       | 1       | 100%    |
|          | Scotts Bluff | Female  | 0               | 0       | 0%      | 29             | 22      | 76%     | 48          | 39      | 81%     | 3       | 2       | 67%     |
|          |              | Male    | 9               | 8       | 89%     | 28             | 25      | 89%     | 98          | 73      | 74%     | 13      | 9       | 69%     |
|          |              | Unknown | 0               | 0       | 0%      | 2              | 2       | 100%    | 7           | 6       | 86%     | 0       | 0       | 0%      |
|          | Sheridan     | Female  | 0               | 0       | 0%      | 0              | 0       | 0%      | 13          | 9       | 69%     | 1       | 0       | 0%      |
|          |              | Male    | 0               | 0       | 0%      | 0              | 0       | 0%      | 10          | 7       | 70%     | 3       | 1       | 33%     |
| Sioux    | Female       | 0       | 0               | 0%      | 0       | 0              | 0%      | 1       | 1           | 100%    | 0       | 0       | 0%      |         |

## District 12

### Juvenile Cases and Adjudication by Case Type and Race/Ethnicity County

| District | County       | Race       | Traffic Offense |         |         | Status Offense |         |         | Misdemeanor |         |         | Felony  |         |         |
|----------|--------------|------------|-----------------|---------|---------|----------------|---------|---------|-------------|---------|---------|---------|---------|---------|
|          |              |            | # Cases         | # Admit | % Admit | # Cases        | # Admit | % Admit | # Cases     | # Admit | % Admit | # Cases | # Admit | % Admit |
| D12      | Banner       | Unknown    | 0               | 0       | 0%      | 0              | 0       | 0%      | 1           | 0       | 0%      | 0       | 0       | 0%      |
|          | Box Butte    | Am. Indian | 0               | 0       | 0%      | 0              | 0       | 0%      | 3           | 2       | 67%     | 0       | 0       | 0%      |
|          |              | Hispanic   | 0               | 0       | 0%      | 0              | 0       | 0%      | 2           | 1       | 50%     | 0       | 0       | 0%      |
|          |              | White      | 0               | 0       | 0%      | 0              | 0       | 0%      | 9           | 8       | 89%     | 2       | 2       | 100%    |
|          |              | Unknown    | 0               | 0       | 0%      | 12             | 0       | 0%      | 9           | 5       | 56%     | 0       | 0       | 0%      |
|          | Cheyenne     | Hispanic   | 0               | 0       | 0%      | 0              | 0       | 0%      | 0           | 0       | 0%      | 1       | 1       | 100%    |
|          |              | White      | 1               | 0       | 0%      | 1              | 0       | 0%      | 19          | 11      | 58%     | 1       | 1       | 100%    |
|          |              | Unknown    | 1               | 0       | 0%      | 2              | 1       | 50%     | 6           | 0       | 0%      | 1       | 0       | 0%      |
|          | Dawes        | Am. Indian | 0               | 0       | 0%      | 2              | 2       | 100%    | 8           | 5       | 63%     | 0       | 0       | 0%      |
|          |              | Hispanic   | 0               | 0       | 0%      | 1              | 1       | 100%    | 1           | 1       | 100%    | 0       | 0       | 0%      |
|          |              | White      | 1               | 1       | 100%    | 1              | 1       | 100%    | 17          | 15      | 88%     | 2       | 1       | 50%     |
|          |              | Unknown    | 0               | 0       | 0%      | 0              | 0       | 0%      | 1           | 1       | 100%    | 1       | 0       | 0%      |
|          | Deuel        | Hispanic   | 0               | 0       | 0%      | 0              | 0       | 0%      | 1           | 0       | 0%      | 0       | 0       | 0%      |
|          |              | Unknown    | 0               | 0       | 0%      | 0              | 0       | 0%      | 1           | 0       | 0%      | 0       | 0       | 0%      |
|          | Garden       | White      | 0               | 0       | 0%      | 1              | 1       | 100%    | 4           | 4       | 100%    | 3       | 1       | 33%     |
|          |              | Unknown    | 0               | 0       | 0%      | 0              | 0       | 0%      | 1           | 1       | 100%    | 0       | 0       | 0%      |
|          | Kimball      | Hispanic   | 0               | 0       | 0%      | 0              | 0       | 0%      | 3           | 2       | 67%     | 1       | 1       | 100%    |
|          |              | White      | 0               | 0       | 0%      | 0              | 0       | 0%      | 10          | 10      | 100%    | 1       | 1       | 100%    |
|          |              | Unknown    | 0               | 0       | 0%      | 0              | 0       | 0%      | 1           | 0       | 0%      | 0       | 0       | 0%      |
|          | Morrill      | Hispanic   | 0               | 0       | 0%      | 0              | 0       | 0%      | 2           | 2       | 100%    | 0       | 0       | 0%      |
|          |              | White      | 0               | 0       | 0%      | 0              | 0       | 0%      | 10          | 10      | 100%    | 1       | 1       | 100%    |
|          |              | Unknown    | 0               | 0       | 0%      | 0              | 0       | 0%      | 2           | 2       | 100%    | 0       | 0       | 0%      |
|          | Scotts Bluff | Am. Indian | 0               | 0       | 0%      | 1              | 1       | 100%    | 6           | 2       | 33%     | 1       | 1       | 100%    |
|          |              | Black      | 0               | 0       | 0%      | 1              | 1       | 100%    | 1           | 0       | 0%      | 0       | 0       | 0%      |
|          |              | Hispanic   | 3               | 3       | 100%    | 8              | 8       | 100%    | 40          | 29      | 73%     | 5       | 3       | 60%     |
|          |              | White      | 4               | 4       | 100%    | 11             | 11      | 100%    | 60          | 50      | 83%     | 2       | 2       | 100%    |
|          |              | Other      | 0               | 0       | 0%      | 2              | 2       | 100%    | 0           | 0       | 0%      | 1       | 1       | 100%    |
|          |              | Unknown    | 2               | 1       | 50%     | 36             | 26      | 72%     | 46          | 37      | 80%     | 7       | 4       | 57%     |
|          | Sheridan     | Am. Indian | 0               | 0       | 0%      | 0              | 0       | 0%      | 11          | 7       | 64%     | 0       | 0       | 0%      |
|          |              | White      | 0               | 0       | 0%      | 0              | 0       | 0%      | 10          | 8       | 80%     | 2       | 0       | 0%      |
|          |              | Unknown    | 0               | 0       | 0%      | 0              | 0       | 0%      | 2           | 1       | 50%     | 2       | 1       | 50%     |
|          | Sioux        | White      | 0               | 0       | 0%      | 0              | 0       | 0%      | 1           | 1       | 100%    | 0       | 0       | 0%      |

## District 12

### Part (b) Juveniles Prosecuted in Adult Criminal Court - Case Type

*Nebraska Revised Statute 24-1007 (b) Juveniles prosecuted in adult criminal court for felonies, misdemeanors, and traffic offenses. The information shall include juveniles sentenced to terms in adult jails and prisons and juveniles placed on adult probation.*

Juveniles Prosecuted in Adult Criminal Court tables consist of criminal and traffic cases in county court and criminal cases in district court that reached the point of sentencing in 2015. Cases with multiple charges are counted once per case and reported as the most severe offense. Cases for juveniles ages 13 and below must be filed and stay in juvenile court; however, judges have the authority to allow these cases in criminal court. Therefore, only juveniles ages 14 through 17 at the time of the offense appear in adult criminal court data, with rare exceptions.

| Juveniles Prosecuted in Adult Criminal Court<br>by Case Type<br>District |                |            |           |             |         |             |             |             |        |             |
|--|----------------|------------|-----------|-------------|---------|-------------|-------------|-------------|--------|-------------|
| District   | Demographic    | Cohort     | All Cases |             | Traffic |             | Misdemeanor |             | Felony |             |
|  |                |            | #         | % of Total* | #       | % of Cohort | #           | % of Cohort | #      | % of Cohort |
| D12  | Age Group      | 14-15      | 1         | 3%          | 0       | 0%          | 0           | 0%          | 1      | 10%         |
|  |                | 16         | 7         | 24%         | 0       | 0%          | 4           | 21%         | 3      | 30%         |
|  |                | 17         | 21        | 72%         | 0       | 0%          | 15          | 79%         | 6      | 60%         |
|  | Gender         | Female     | 3         | 11%         | 0       | 0%          | 3           | 17%         | 0      | 0%          |
|  |                | Male       | 24        | 89%         | 0       | 0%          | 15          | 83%         | 9      | 100%        |
|  |                | Unknown    | 2         |             | 0       |             | 1           |             | 1      |             |
|  | Race/Ethnicity | Am. Indian | 6         | 24%         | 0       | 0%          | 3           | 18%         | 3      | 38%         |
|  |                | Hispanic   | 9         | 36%         | 0       | 0%          | 7           | 41%         | 2      | 25%         |
|  |                | White      | 10        | 40%         | 0       | 0%          | 7           | 41%         | 3      | 38%         |
|  |                | Unknown    | 4         |             |         |             | 2           |             | 2      |             |
| District Total   |                |            | 29        |             | 0       |             | 19          |             | 10     |             |

\*Percent of total cases is calculated using the valid percent within the demographic (does not include cases with unknown gender or unknown race/ethnicity).

## District 12

| Juveniles Prosecuted in Adult Criminal Court by Case Type and Age Group<br>County |              |        |           |         |             |         |
|---|--------------|--------|-----------|---------|-------------|---------|
| District  | County       | Cohort | All Cases | Traffic | Misdemeanor | Felony  |
|   |              |        | # Cases   | # Cases | # Cases     | # Cases |
| D12   | Box Butte    | 17     | 2         | 0       | 2           | 0       |
|   | Dawes        | 17     | 1         | 0       | 1           | 0       |
|   | Morrill      | 16     | 1         | 0       | 1           | 0       |
|   | Scotts Bluff | 14-15  | 1         | 0       | 0           | 1       |
|   |              | 16     | 4         | 0       | 1           | 3       |
|   |              | 17     | 18        | 0       | 12          | 6       |
| Sheridan  | 16           | 2      | 0         | 2       | 0           |         |

| Juveniles Prosecuted in Adult Criminal Court by Case Type and Gender<br>County |              |         |           |         |             |         |
|--|--------------|---------|-----------|---------|-------------|---------|
| District   | County       | Cohort  | All Cases | Traffic | Misdemeanor | Felony  |
|  |              |         | # Cases   | # Cases | # Cases     | # Cases |
| D12  | Box Butte    | Male    | 1         | 0       | 1           | 0       |
|  |              | Unknown | 1         | 0       | 1           | 0       |
|  | Dawes        | Male    | 1         | 0       | 1           | 0       |
|  | Morrill      | Male    | 1         | 0       | 1           | 0       |
|  | Scotts Bluff | Female  | 2         | 0       | 2           | 0       |
|  |              | Male    | 20        | 0       | 11          | 9       |
|  |              | Unknown | 1         | 0       | 0           | 1       |
|  | Sheridan     | Female  | 1         | 0       | 1           | 0       |
| Male   |              | 1       | 0         | 1       | 0           |         |

| Juveniles Prosecuted in Adult Criminal Court by Case Type and Race/Ethnicity<br>County |              |          |           |         |             |         |
|--|--------------|----------|-----------|---------|-------------|---------|
| District   | County       | Cohort   | All Cases | Traffic | Misdemeanor | Felony  |
|  |              |          | # Cases   | # Cases | # Cases     | # Cases |
| D12  | Box Butte    | Indian   | 1         | 0       | 1           | 0       |
|  |              | Hispanic | 1         | 0       | 1           | 0       |
|  | Dawes        | White    | 1         | 0       | 1           | 0       |
|  | Morrill      | White    | 1         | 0       | 1           | 0       |
|  | Scotts Bluff | Indian   | 4         | 0       | 1           | 3       |
|  |              | Hispanic | 8         | 0       | 6           | 2       |
|  |              | White    | 7         | 0       | 4           | 3       |
|  |              | Unknown  | 4         | 0       | 2           | 2       |
|  | Sheridan     | Indian   | 1         | 0       | 1           | 0       |
| White  |              | 1        | 0         | 1       | 0           |         |



## Part (b) Juveniles Prosecuted in Adult Criminal Court - Sentence

*Nebraska Revised Statute 24-1007 (b) Juveniles prosecuted in adult criminal court for felonies, misdemeanors, and traffic offenses. The information shall include juveniles sentenced to terms in adult jails and prisons and juveniles placed on adult probation.*

Juveniles Prosecuted in Adult Criminal Court tables include criminal and traffic cases in county court and criminal cases in district court that reached the point of sentencing in 2015. If multiple sentencing types occur within a case (ex. probation/jail), all sentencing types are included.

| Juveniles Prosecuted in Adult Criminal Court<br>by Sentence<br>District |                |            |           |             |           |             |      |             |        |             |
|---|----------------|------------|-----------|-------------|-----------|-------------|------|-------------|--------|-------------|
| District  | Demographic    | Cohort     | All Cases |             | Probation |             | Jail |             | Prison |             |
|   |                |            | #         | % of Total* | #         | % of Cohort | #    | % of Cohort | #      | % of Cohort |
| D12   | Age Group      | 14-15      | 1         | 3%          | 0         | 0%          | 0    | 0%          | 1      | 100%        |
|   |                | 16         | 7         | 22%         | 3         | 43%         | 2    | 29%         | 2      | 29%         |
|   |                | 17         | 24        | 75%         | 9         | 38%         | 15   | 63%         | 0      | 0%          |
|   | Gender         | Female     | 3         | 10%         | 1         | 33%         | 2    | 67%         | 0      | 0%          |
|   |                | Male       | 26        | 90%         | 9         | 35%         | 14   | 54%         | 3      | 12%         |
|   |                | Unknown    | 3         |             | 2         | 67%         | 1    | 33%         | 0      | 0%          |
|   | Race/Ethnicity | Am. Indian | 7         | 26%         | 2         | 29%         | 4    | 57%         | 1      | 14%         |
|   |                | Hispanic   | 9         | 33%         | 2         | 22%         | 6    | 67%         | 1      | 11%         |
|   |                | White      | 11        | 41%         | 5         | 45%         | 5    | 45%         | 1      | 9%          |
|   |                | Unknown    | 5         |             | 3         | 60%         | 2    | 40%         | 0      | 0%          |
| District Total  |                |            | 32        | 100%        | 12        | 38%         | 17   | 53%         | 3      | 9%          |

\*Percent of total cases is calculated using the valid percent within demographic (does not include cases with unknown gender or unknown race/ethnicity).

## District 12

### Juveniles Prosecuted in Adult Criminal Court by Sentence and Age Group County

| District | County       | Cohort | All Cases | Probation | Jail    | Prison  |
|----------|--------------|--------|-----------|-----------|---------|---------|
|          |              |        | # Cases   | # Cases   | # Cases | # Cases |
| D12      | Box Butte    | 17     | 2         | 2         | 0       | 0       |
|          | Dawes        | 17     | 1         | 0         | 1       | 0       |
|          | Morrill      | 16     | 1         | 1         | 0       | 0       |
|          | Scotts Bluff | 14-15  | 1         | 0         | 0       | 1       |
|          |              | 16     | 4         | 1         | 1       | 2       |
|          |              | 17     | 21        | 7         | 14      | 0       |
|          | Sheridan     | 16     | 2         | 1         | 1       | 0       |

### Juveniles Prosecuted in Adult Criminal Court by Sentence and Gender County

| District | County       | Cohort  | All Cases | Probation | Jail    | Prison  |
|----------|--------------|---------|-----------|-----------|---------|---------|
|          |              |         | # Cases   | # Cases   | # Cases | # Cases |
| D12      | Box Butte    | Male    | 1         | 1         | 0       | 0       |
|          |              | Unknown | 1         | 1         | 0       | 0       |
|          | Dawes        | Male    | 1         | 0         | 1       | 0       |
|          | Morrill      | Male    | 1         | 1         | 0       | 0       |
|          | Scotts Bluff | Female  | 2         | 0         | 2       | 0       |
|          |              | Male    | 22        | 7         | 12      | 3       |
|          |              | Unknown | 2         | 1         | 1       | 0       |
|          | Sheridan     | Female  | 1         | 1         | 0       | 0       |
|          |              | Male    | 1         | 0         | 1       | 0       |

### Juveniles Prosecuted in Adult Criminal Court by Sentence and Race/Ethnicity County

| District | County       | Cohort     | All Cases | Probation | Jail    | Prison  |
|----------|--------------|------------|-----------|-----------|---------|---------|
|          |              |            | # Cases   | # Cases   | # Cases | # Cases |
| D12      | Box Butte    | Am. Indian | 1         | 1         | 0       | 0       |
|          |              | Hispanic   | 1         | 1         | 0       | 0       |
|          | Dawes        | White      | 1         | 0         | 1       | 0       |
|          | Morrill      | White      | 1         | 1         | 0       | 0       |
|          | Scotts Bluff | Am. Indian | 5         | 1         | 3       | 1       |
|          |              | Hispanic   | 8         | 1         | 6       | 1       |
|          |              | White      | 8         | 3         | 4       | 1       |
|          |              | Unknown    | 5         | 3         | 2       | 0       |
|          | Sheridan     | Am. Indian | 1         | 0         | 1       | 0       |
|          |              | White      | 1         | 1         | 0       | 0       |

## District 12

### Part (c) Motions to Transfer Courts and Transfers

*Nebraska Revised Statute 24-1007 (c) The number of motions to transfer and the number of cases transferred to adult court from juvenile court and from adult criminal court to juvenile court.*

The data for Motions to Transfer Cases and Cases Transferred consists of county court and district court adult criminal cases and county court and separate juvenile court juvenile cases within the same county. Motions to transfer cases and cases transferred that were entered in 2015 were included in the file. Cases may have been filed previously and transferred in 2015. There can be multiple motions to transfer a case and all are reported; transfers occur once per case.

| Motions to Transfer Courts and Transfers |                |            |                               |     |             |      |                               |     |             |     |      |
|--|----------------|------------|-------------------------------|-----|-------------|------|-------------------------------|-----|-------------|-----|------|
| District                                 |                |            |                               |     |             |      |                               |     |             |     |      |
| District                                 | Demographic    | Cohort     | Juvenile Court to Adult Court |     |             |      | Adult Court to Juvenile Court |     |             |     |      |
|  |                |            | Motion to Transfer            |     | Transferred |      | Motion to Transfer            |     | Transferred |     |      |
|  |                |            | #                             | %   | #           | %    | #                             | %   | #           | %   |      |
| D12                                      | Age Group      | 14-15      | 1                             | 33% | 0           | 0%   | 1                             | 17% | 7           | 18% |      |
|  |                | 16         | 0                             | 0%  | 0           | 0%   | 2                             | 33% | 14          | 37% |      |
|  |                | 17         | 2                             | 67% | 1           | 100% | 3                             | 50% | 17          | 45% |      |
|  | Gender         | Female     | 1                             | 33% | 0           | 0%   | 1                             | 17% | 9           | 29% |      |
|  |                | Male       | 2                             | 67% | 1           | 100% | 5                             | 83% | 22          | 71% |      |
|  |                | Unknown    | 0                             |     | 0           |      | 0                             |     | 7           |     |      |
|  | Race/Ethnicity | Am. Indian | 1                             | 50% | 0           | 0%   | 0                             | 0%  | 3           | 11% |      |
|  |                | Hispanic   | 0                             | 0%  | 0           | 0%   | 2                             | 33% | 5           | 18% |      |
|  |                | White      | 1                             | 50% | 0           | 0%   | 4                             | 67% | 20          | 71% |      |
|  |                | Unknown    | 1                             |     | 1           |      | 0                             |     | 10          |     |      |
|  | District Total |            |                               | 3   | 100%        | 1    | 100%                          | 6   | 100%        | 38  | 100% |

| Motions to Transfer Courts and Transfers by Age Group |              |        |                               |             |                               |             |
|---|--------------|--------|-------------------------------|-------------|-------------------------------|-------------|
| County  |              |        |                               |             |                               |             |
| District  | County       | Cohort | Juvenile Court to Adult Court |             | Adult Court to Juvenile Court |             |
|   |              |        | Motion to Transfer            | Transferred | Motion to Transfer            | Transferred |
| D12   | Box Butte    | 14-15  | 0                             | 0           | 0                             | 2           |
|   |              | 16     | 0                             | 0           | 0                             | 1           |
|   |              | 17     | 0                             | 0           | 0                             | 3           |
|   | Cheyenne     | 14-15  | 0                             | 0           | 1                             | 0           |
|   |              | 17     | 0                             | 0           | 0                             | 2           |
|   | Dawes        | 17     | 1                             | 0           | 0                             | 0           |
|   | Garden       | 17     | 0                             | 0           | 1                             | 1           |
|   | Morrill      | 17     | 0                             | 0           | 0                             | 2           |
|   | Scotts Bluff | 17     | 1                             | 1           | 1                             | 8           |
|   |              | 14-15  | 0                             | 0           | 0                             | 5           |
|   |              | 16     | 0                             | 0           | 2                             | 10          |
|   | Sheridan     | 17     | 0                             | 0           | 1                             | 1           |
|   |              | 14-15  | 1                             | 0           | 0                             | 0           |
|   |              | 16     | 0                             | 0           | 0                             | 3           |

## District 12

| Motions to Transfer Courts and Transfers by Gender |              |         |                               |             |                               |             |
|--|--------------|---------|-------------------------------|-------------|-------------------------------|-------------|
| County   |              |         |                               |             |                               |             |
| District   | County       | Cohort  | Juvenile Court to Adult Court |             | Adult Court to Juvenile Court |             |
|  |              |         | Motion to Transfer            | Transferred | Motion to Transfer            | Transferred |
| D12  | Box Butte    | Unknown | 0                             | 0           | 0                             | 4           |
|  |              | Male    | 0                             | 0           | 0                             | 1           |
|  |              | Female  | 0                             | 0           | 0                             | 1           |
|  | Cheyenne     | Male    | 0                             | 0           | 1                             | 0           |
|  |              | Unknown | 0                             | 0           | 0                             | 2           |
|  | Dawes        | Male    | 1                             | 0           | 0                             | 0           |
|  | Garden       | Male    | 0                             | 0           | 1                             | 1           |
|  | Morrill      | Female  | 0                             | 0           | 0                             | 2           |
|  | Scotts Bluff | Male    | 1                             | 1           | 2                             | 18          |
|  |              | Female  | 0                             | 0           | 1                             | 5           |
|  | Sheridan     | Female  | 1                             | 0           | 0                             | 1           |
|  |              | Male    | 0                             | 0           | 1                             | 2           |
|  |              | Unknown | 0                             | 0           | 0                             | 1           |

| Motions to Transfer Courts and Transfers by Race/Ethnicity |              |            |                               |             |                               |             |
|--|--------------|------------|-------------------------------|-------------|-------------------------------|-------------|
| County   |              |            |                               |             |                               |             |
| District   | County       | Cohort     | Juvenile Court to Adult Court |             | Adult Court to Juvenile Court |             |
|  |              |            | Motion to Transfer            | Transferred | Motion to Transfer            | Transferred |
| D12  | Box Butte    | White      | 0                             | 0           | 0                             | 1           |
|  |              | Unknown    | 0                             | 0           | 0                             | 5           |
|  | Cheyenne     | White      | 0                             | 0           | 1                             | 2           |
|  | Dawes        | Am. Indian | 1                             | 0           | 0                             | 0           |
|  | Garden       | White      | 0                             | 0           | 1                             | 1           |
|  | Morrill      | Unknown    | 0                             | 0           | 0                             | 2           |
|  | Scotts Bluff | Am. Indian | 0                             | 0           | 0                             | 2           |
|  |              | Hispanic   | 0                             | 0           | 2                             | 5           |
|  |              | White      | 0                             | 0           | 1                             | 15          |
|  |              | Unknown    | 1                             | 1           | 0                             | 1           |
|  | Sheridan     | Am. Indian | 0                             | 0           | 0                             | 1           |
|  |              | White      | 1                             | 0           | 1                             | 1           |
|  |              | Unknown    | 0                             | 0           | 0                             | 2           |

## District 12

### Part (d) Probation - Cases

*Nebraska Revised Statute 24-1007 (d) Juveniles placed on juvenile probation, the number of juveniles on probation in out-of-home care, the number of juveniles completing probation, the number of motions to revoke probation and probation revocations, and the average length of time on probation.*

Juvenile Probation Activity - Cases tables consist of juvenile probation cases in county court and separate juvenile court that had the following activities during the year: placed on probation, out-of-home placement, motions to revoke, probation revoked, or satisfactory release. Probation cases may have multiple motions to revoke probation and multiple probation revocations. Cases may have been ordered to probation in previous years. All probation types are included.

| Juvenile Probation Activity - Cases<br>District |                    |            |                        |                |                          |                |                      |                |                      |                |                         |                |      |
|---|--------------------|------------|------------------------|----------------|--------------------------|----------------|----------------------|----------------|----------------------|----------------|-------------------------|----------------|------|
| Dis-<br>trict                                   | Demo-<br>graphic   | Cohort     | Placed on<br>Probation |                | Out-of-home<br>Placement |                | Motions to<br>Revoke |                | Probation<br>Revoked |                | Satisfactory<br>Release |                |      |
|   |                    |            | # of<br>Cases          | % of<br>Total* | # of<br>Cases            | % of<br>Total* | # of<br>Cases        | % of<br>Total* | # of<br>Cases        | % of<br>Total* | # of<br>Cases           | % of<br>Total* |      |
| D12   | Age<br>Group       | 10 & under | 8                      | 2%             | 0                        | 0%             | 0                    | 0%             | 0                    | 0%             | 7                       | 4%             |      |
|   |                    | 11-13      | 74                     | 19%            | 2                        | 20%            | 29                   | 27%            | 0                    | 0%             | 32                      | 16%            |      |
|   |                    | 14-15      | 147                    | 37%            | 5                        | 50%            | 47                   | 43%            | 0                    | 0%             | 77                      | 39%            |      |
|   |                    | 16         | 81                     | 21%            | 1                        | 10%            | 23                   | 21%            | 2                    | 25%            | 41                      | 21%            |      |
|   |                    | 17         | 84                     | 21%            | 2                        | 20%            | 10                   | 9%             | 6                    | 75%            | 38                      | 19%            |      |
|   | Gender             | Female     | 122                    | 33%            | 2                        | 20%            | 32                   | 32%            | 2                    | 25%            | 63                      | 34%            |      |
|   |                    | Male       | 251                    | 67%            | 8                        | 80%            | 68                   | 68%            | 6                    | 75%            | 123                     | 66%            |      |
|   |                    | Unknown    | 21                     |                | 0                        |                | 9                    |                | 0                    |                | 9                       |                |      |
|   | Race/<br>Ethnicity | Am. Indian | 31                     | 11%            | 3                        | 38%            | 6                    | 10%            | 0                    | 0%             | 11                      | 7%             |      |
|   |                    | Black      | 2                      | 1%             | 0                        | 0%             | 0                    | 0%             | 0                    | 0%             | 0                       | 0%             |      |
|   |                    | Hispanic   | 74                     | 25%            | 0                        | 0%             | 28                   | 45%            | 1                    | 25%            | 31                      | 18%            |      |
|   |                    | White      | 179                    | 62%            | 5                        | 63%            | 26                   | 42%            | 3                    | 75%            | 125                     | 74%            |      |
|   |                    | Other      | 5                      | 2%             | 0                        | 0%             | 2                    | 3%             | 0                    | 0%             | 1                       | 1%             |      |
|   |                    | Unknown    | 103                    |                | 2                        |                | 47                   |                | 4                    |                | 27                      |                |      |
|   | District Total     |            |                        | 394            | 100%                     | 10             | 100%                 | 109            | 100%                 | 8              | 100%                    | 195            | 100% |

\*Percent of total cases is calculated using the valid percent (cases with unknown gender or unknown race/ethnicity are not included).

## District 12

| Juvenile Probation Activity - Cases<br>by Age Group<br>County |              |            |                     |                       |                   |                   |                      |
|---|--------------|------------|---------------------|-----------------------|-------------------|-------------------|----------------------|
| District  | County       | Age Group  | Placed on Probation | Out-of-home Placement | Motions to Revoke | Probation Revoked | Satisfactory Release |
| D12   | Box Butte    | 11-13      | 3                   | 0                     | 1                 | 0                 | 4                    |
|   |              | 14-15      | 6                   | 1                     | 0                 | 0                 | 10                   |
|   |              | 16         | 3                   | 0                     | 0                 | 0                 | 7                    |
|   |              | 17         | 5                   | 0                     | 2                 | 0                 | 6                    |
|   | Cheyenne     | 11-13      | 2                   | 0                     | 2                 | 0                 | 1                    |
|   |              | 14-15      | 2                   | 0                     | 0                 | 0                 | 5                    |
|   |              | 16         | 3                   | 0                     | 0                 | 0                 | 4                    |
|   |              | 17         | 10                  | 2                     | 0                 | 0                 | 4                    |
|   | Dawes        | 10 & under | 4                   | 0                     | 0                 | 0                 | 3                    |
|   |              | 11-13      | 3                   | 0                     | 1                 | 0                 | 0                    |
|   |              | 14-15      | 5                   | 1                     | 0                 | 0                 | 6                    |
|   |              | 16         | 10                  | 0                     | 1                 | 0                 | 6                    |
|   |              | 17         | 10                  | 0                     | 0                 | 0                 | 9                    |
|   | Garden       | 14-15      | 5                   | 0                     | 0                 | 0                 | 1                    |
|   |              | 16         | 2                   | 0                     | 0                 | 0                 | 1                    |
|   |              | 17         | 1                   | 0                     | 0                 | 0                 | 0                    |
|   | Kimball      | 10 & under | 0                   | 0                     | 0                 | 0                 | 1                    |
|   |              | 11-13      | 3                   | 1                     | 0                 | 0                 | 1                    |
|   |              | 14-15      | 2                   | 0                     | 1                 | 0                 | 4                    |
|   |              | 16         | 3                   | 0                     | 1                 | 2                 | 2                    |
|   |              | 17         | 8                   | 0                     | 0                 | 0                 | 0                    |
|   | Morrill      | 10 & under | 0                   | 0                     | 0                 | 0                 | 1                    |
|   |              | 11-13      | 5                   | 0                     | 0                 | 0                 | 4                    |
|   |              | 14-15      | 5                   | 0                     | 0                 | 0                 | 8                    |
|   |              | 16         | 2                   | 0                     | 0                 | 0                 | 1                    |
|   |              | 17         | 2                   | 0                     | 0                 | 0                 | 1                    |
|   | Scotts Bluff | 10 & under | 3                   | 0                     | 0                 | 0                 | 2                    |
|   |              | 11-13      | 54                  | 1                     | 25                | 0                 | 18                   |
|   |              | 14-15      | 116                 | 3                     | 46                | 0                 | 28                   |
|   |              | 16         | 53                  | 0                     | 21                | 0                 | 18                   |
|   |              | 17         | 43                  | 0                     | 8                 | 6                 | 18                   |
|   | Sheridan     | 10 & under | 1                   | 0                     | 0                 | 0                 | 0                    |
|   |              | 11-13      | 4                   | 0                     | 0                 | 0                 | 4                    |
|   |              | 14-15      | 5                   | 0                     | 0                 | 0                 | 14                   |
|   |              | 16         | 5                   | 1                     | 0                 | 0                 | 2                    |
|   |              | 17         | 4                   | 0                     | 0                 | 0                 | 0                    |
|   | Sioux        | 14-15      | 1                   | 0                     | 0                 | 0                 | 1                    |
|   |              | 17         | 1                   | 0                     | 0                 | 0                 | 0                    |

## District 12

| Juvenile Probation Activity - Cases<br>by Gender<br>County |              |         |                     |                       |                   |                   |                      |
|--|--------------|---------|---------------------|-----------------------|-------------------|-------------------|----------------------|
| District   | County       | Gender  | Placed on Probation | Out-of-home Placement | Motions to Revoke | Probation Revoked | Satisfactory Release |
| D12  | Box Butte    | Female  | 5                   | 0                     | 0                 | 0                 | 10                   |
|  |              | Male    | 10                  | 1                     | 1                 | 0                 | 15                   |
|  |              | Unknown | 2                   | 0                     | 2                 | 0                 | 2                    |
|  | Cheyenne     | Female  | 5                   | 0                     | 0                 | 0                 | 4                    |
|  |              | Male    | 10                  | 2                     | 2                 | 0                 | 9                    |
|  |              | Unknown | 2                   | 0                     | 0                 | 0                 | 1                    |
|  | Dawes        | Female  | 5                   | 0                     | 0                 | 0                 | 8                    |
|  |              | Male    | 26                  | 1                     | 1                 | 0                 | 16                   |
|  |              | Unknown | 1                   | 0                     | 1                 | 0                 | 0                    |
|  | Garden       | Female  | 1                   | 0                     | 0                 | 0                 | 0                    |
|  |              | Male    | 7                   | 0                     | 0                 | 0                 | 2                    |
|  | Kimball      | Female  | 6                   | 0                     | 0                 | 0                 | 2                    |
|  |              | Male    | 10                  | 1                     | 2                 | 2                 | 6                    |
|  | Morrill      | Female  | 5                   | 0                     | 0                 | 0                 | 4                    |
|  |              | Male    | 8                   | 0                     | 0                 | 0                 | 9                    |
|  |              | Unknown | 1                   | 0                     | 0                 | 0                 | 2                    |
|  | Scotts Bluff | Female  | 85                  | 1                     | 32                | 2                 | 31                   |
|  |              | Male    | 169                 | 3                     | 62                | 4                 | 50                   |
|  |              | Unknown | 15                  | 0                     | 6                 | 0                 | 3                    |
|  | Sheridan     | Female  | 8                   | 1                     | 0                 | 0                 | 3                    |
|  |              | Male    | 11                  | 0                     | 0                 | 0                 | 16                   |
| Unknown  |              | 0       | 0                   | 0                     | 0                 | 1                 |                      |
| Sioux  | Female       | 2       | 0                   | 0                     | 0                 | 1                 |                      |

## District 12

| Juvenile Probation Activity - Cases<br>by Race/Ethnicity<br>County |              |            |                     |                       |                   |                   |                      |
|--|--------------|------------|---------------------|-----------------------|-------------------|-------------------|----------------------|
| District   | County       | Gender     | Placed on Probation | Out-of-home Placement | Motions to Revoke | Probation Revoked | Satisfactory Release |
| D12  | Box Butte    | Am. Indian | 3                   | 0                     | 0                 | 0                 | 4                    |
|  |              | Hispanic   | 2                   | 0                     | 0                 | 0                 | 4                    |
|  |              | White      | 9                   | 0                     | 1                 | 0                 | 16                   |
|  |              | Unknown    | 3                   | 1                     | 2                 | 0                 | 3                    |
|  | Cheyenne     | Hispanic   | 2                   | 0                     | 0                 | 0                 | 1                    |
|  |              | White      | 13                  | 2                     | 2                 | 0                 | 12                   |
|  |              | Unknown    | 2                   | 0                     | 0                 | 0                 | 1                    |
|  | Dawes        | Am. Indian | 7                   | 1                     | 0                 | 0                 | 1                    |
|  |              | Hispanic   | 3                   | 0                     | 0                 | 0                 | 3                    |
|  |              | White      | 20                  | 0                     | 1                 | 0                 | 20                   |
|  |              | Unknown    | 2                   | 0                     | 1                 | 0                 | 0                    |
|  | Garden       | White      | 7                   | 0                     | 0                 | 0                 | 2                    |
|  |              | Unknown    | 1                   | 0                     | 0                 | 0                 | 0                    |
|  | Kimball      | Hispanic   | 2                   | 0                     | 0                 | 0                 | 0                    |
|  |              | White      | 14                  | 1                     | 2                 | 2                 | 7                    |
|  |              | Unknown    | 0                   | 0                     | 0                 | 0                 | 1                    |
|  | Morrill      | Hispanic   | 2                   | 0                     | 0                 | 0                 | 2                    |
|  |              | White      | 10                  | 0                     | 0                 | 0                 | 11                   |
|  |              | Unknown    | 2                   | 0                     | 0                 | 0                 | 2                    |
|  | Scotts Bluff | Am. Indian | 14                  | 1                     | 6                 | 0                 | 2                    |
|  |              | Black      | 1                   | 0                     | 0                 | 0                 | 0                    |
|  |              | Hispanic   | 63                  | 0                     | 28                | 1                 | 21                   |
|  |              | White      | 94                  | 2                     | 20                | 1                 | 42                   |
|  |              | Other      | 5                   | 0                     | 2                 | 0                 | 1                    |
|  |              | Unknown    | 92                  | 1                     | 44                | 4                 | 18                   |
|  | Sheridan     | Am. Indian | 7                   | 1                     | 0                 | 0                 | 4                    |
|  |              | White      | 11                  | 0                     | 0                 | 0                 | 15                   |
|  |              | Unknown    | 1                   | 0                     | 0                 | 0                 | 1                    |
|  | Sioux        | Black      | 1                   | 0                     | 0                 | 0                 | 0                    |
|  |              | White      | 1                   | 0                     | 0                 | 0                 | 0                    |
| Unknown  |              | 0          | 0                   | 0                     | 0                 | 1                 |                      |



## District 12

### Part (d) Probation - Youth

*Nebraska Revised Statute 24-1007 (d) Juveniles placed on juvenile probation, the number of juveniles on probation in out-of-home care, the number of juveniles completing probation, the number of motions to revoke probation and probation revocations, and the average length of time on probation.*

The Juvenile Probation Activity - Youth data is provided from the Office of Probation's case management system, Nebraska Probation Application for Community Safety (NPACS). The table reports the number and percent of youth with various activity during the year. Youth are counted once in each category, regardless of the number of out-of-home placements, motions to revoke, or cases they may have in the court system. Age groups report age at the time of arrest, with the exception of the average length of probation, which reports age at the time of exit from probation.

| Juvenile Probation Activity - Youth<br>District |              |                 |                     |            |                       |            |                   |            |                   |            |                      |            |                              |        |
|---|--------------|-----------------|---------------------|------------|-----------------------|------------|-------------------|------------|-------------------|------------|----------------------|------------|------------------------------|--------|
| District  | Demo-graphic | Cohort          | Placed on Probation |            | Out-of-home Placement |            | Motions to Revoke |            | Probation Revoked |            | Satisfactory Release |            | Average Length of Probation* |        |
|   |              |                 | # of Youth          | % of Total | # of Youth            | % of Total | # of Youth        | % of Total | # of Youth        | % of Total | # of Youth           | % of Total | # of Youth                   | Months |
| D12   | Age Group    | 10 & under      | 4                   | 2%         | 1                     | 1%         | 1                 | 2%         | 0                 | 0%         | 1                    | 1%         | 1                            | 8      |
|   |              | 11-13           | 31                  | 16%        | 36                    | 42%        | 14                | 30%        | 0                 | 0%         | 16                   | 17%        | 6                            | 8      |
|   |              | 14-15           | 73                  | 37%        | 32                    | 37%        | 14                | 30%        | 0                 | 0%         | 36                   | 38%        | 25                           | 8      |
|   |              | 16              | 42                  | 21%        | 12                    | 14%        | 7                 | 15%        | 1                 | 100%       | 27                   | 28%        | 28                           | 12     |
|   |              | 17              | 47                  | 24%        | 5                     | 6%         | 10                | 22%        | 0                 | 0%         | 14                   | 15%        | 41                           | 13     |
|   |              | 18              | 3                   | 2%         | 0                     | 0%         | 0                 | 0%         | 0                 | 0%         | 2                    | 2%         | 47                           | 12     |
|   | Gender       | Female          | 62                  | 31%        | 24                    | 28%        | 12                | 26%        | 0                 | 0%         | 34                   | 35%        | 50                           | 10     |
|   |              | Male            | 138                 | 69%        | 62                    | 72%        | 34                | 74%        | 1                 | 100%       | 62                   | 65%        | 98                           | 12     |
|   | Race         | Am. Indian      | 23                  | 12%        | 18                    | 21%        | 7                 | 15%        | 0                 | 0%         | 10                   | 10%        | 22                           | 15     |
|   |              | Black           | 1                   | 1%         | 3                     | 3%         | 0                 | 0%         | 0                 | 0%         | 3                    | 3%         | 3                            | 17     |
|   |              | White           | 111                 | 56%        | 38                    | 44%        | 22                | 48%        | 1                 | 100%       | 58                   | 60%        | 78                           | 11     |
|   |              | Other           | 65                  | 33%        | 27                    | 31%        | 17                | 37%        | 0                 | 0%         | 25                   | 26%        | 45                           | 11     |
|   | Ethnicity    | Hispanic Origin | 68                  | 34%        | 28                    | 33%        | 20                | 43%        | 0                 | 0%         | 28                   | 29%        | 49                           | 11     |
|   |              | Non-Hispanic    | 132                 | 66%        | 58                    | 67%        | 26                | 57%        | 1                 | 100%       | 68                   | 71%        | 99                           | 12     |
| District Totals                                 |              |                 | 200                 | 100%       | 86                    | 100%       | 46                | 100%       | 1                 | 100%       | 96                   | 100%       | 148                          | 12     |

\*Probation is terminated at 19 years of age. The age group for 18 year olds average length of probation includes 18 and 19 year olds.

## District 12

Youth Level of Service/Case Management Inventory (YLS/CMI) is an assessment tool used to determine the level of risk and appropriate placement for youth on probation. The following table shows the classification results of youth upon entry and exit from probation.

| Classification based on Youth Level of Service/<br>Case Management Inventory Level |   |                        |      |                      |      |
|--|---|------------------------|------|----------------------|------|
| District   | Risk Category                                     | Initial Classification |      | Final Classification |      |
|  |   | #                      | %    | #                    | %    |
| D12  | Juvenile Community-Based Intervention (high risk) | 55                     | 28%  | 53                   | 36%  |
|  | Juvenile Community-Based Resource (low risk)      | 138                    | 69%  | 88                   | 59%  |
|  | Other*  | 7                      | 4%   | 7                    | 5%   |
| Total Youth  |   | 200                    | 100% | 148                  | 100% |

\*No YLS/CMI assessment completed prior to termination of probation due to a brief probation term or successful completion of pre-adjudicated services.

As a part of the Interstate Compact on the Placement of Children (ICPC), Nebraska monitors youth from out of state. These are notated in county tables as “out of state.”

| Juvenile Probation Activity - Youth by Age Group<br>County |           |            |                     |                       |                   |                   |                      |                              |        |
|--|-----------|------------|---------------------|-----------------------|-------------------|-------------------|----------------------|------------------------------|--------|
| District   | County    | Cohort     | Placed on Probation | Out-of-home Placement | Motions to Revoke | Probation Revoked | Satisfactory Release | Average Length of Probation* |        |
|  |           |            | # of Youth          | # of Youth            | # of Youth        | # of Youth        | # of Youth           | # of Youth                   | Months |
| D12  | Box Butte | 11-13      | 0                   | 2                     | 0                 | 0                 | 2                    | 1                            | 11     |
|  |           | 14-15      | 4                   | 0                     | 0                 | 0                 | 4                    | 0                            | 0      |
|  |           | 16         | 0                   | 2                     | 0                 | 0                 | 1                    | 3                            | 18     |
|  |           | 17         | 3                   | 1                     | 1                 | 0                 | 1                    | 2                            | 18     |
|  |           | 18         | 0                   | 0                     | 0                 | 0                 | 0                    | 4                            | 18     |
|  | Cheyenne  | 10 & under | 0                   | 1                     | 1                 | 0                 | 0                    | 0                            | 0      |
|  |           | 11-13      | 1                   | 1                     | 1                 | 0                 | 1                    | 0                            | 0      |
|  |           | 14-15      | 3                   | 2                     | 2                 | 0                 | 4                    | 3                            | 18     |
|  |           | 16         | 4                   | 2                     | 1                 | 0                 | 4                    | 4                            | 12     |
|  |           | 17         | 6                   | 1                     | 0                 | 0                 | 2                    | 4                            | 12     |
|  |           | 18         | 2                   | 0                     | 0                 | 0                 | 2                    | 9                            | 12     |
|  | Dawes     | 10 & Under | 1                   | 0                     | 0                 | 0                 | 0                    | 0                            | 0      |
|  |           | 11-13      | 2                   | 2                     | 0                 | 0                 | 0                    | 0                            | 0      |
|  |           | 14-15      | 1                   | 0                     | 0                 | 0                 | 1                    | 0                            | 0      |
|  |           | 16         | 1                   | 0                     | 0                 | 0                 | 0                    | 0                            | 0      |
|  |           | 17         | 0                   | 0                     | 0                 | 0                 | 1                    | 2                            | 14     |
|  |           | 18         | 0                   | 0                     | 0                 | 0                 | 0                    | 1                            | 11     |

## District 12

| Juvenile Probation Activity - Youth by Age Group |              |            |                     |                       |                   |                   |                      |                              |            |        |
|--|--------------|------------|---------------------|-----------------------|-------------------|-------------------|----------------------|------------------------------|------------|--------|
| County   |              |            |                     |                       |                   |                   |                      |                              |            |        |
| District   | County       | Cohort     | Placed on Probation | Out-of-home Placement | Motions to Revoke | Probation Revoked | Satisfactory Release | Average Length of Probation* |            |        |
|  |              |            | # of Youth          | # of Youth            | # of Youth        | # of Youth        | # of Youth           | # of Youth                   | # of Youth | Months |
| D12 Continued                                    | Deuel        | 16         | 0                   | 0                     | 0                 | 0                 | 0                    | 1                            | 0          | 0      |
|  |              | 14-15      | 3                   | 0                     | 0                 | 0                 | 0                    | 1                            | 1          | 0      |
|  |              | 16         | 3                   | 1                     | 0                 | 0                 | 0                    | 1                            | 1          | 19     |
|  |              | 17         | 1                   | 0                     | 0                 | 0                 | 0                    | 0                            | 1          | 4      |
|  | Kimball      | 10 & Under | 0                   | 0                     | 0                 | 0                 | 0                    | 1                            | 1          | 8      |
|  |              | 11-13      | 3                   | 2                     | 0                 | 0                 | 1                    | 1                            | 6          |        |
|  |              | 14-15      | 2                   | 4                     | 2                 | 0                 | 3                    | 1                            | 3          |        |
|  |              | 16         | 1                   | 0                     | 1                 | 0                 | 2                    | 2                            | 11         |        |
|  |              | 17         | 8                   | 0                     | 0                 | 0                 | 0                    | 4                            | 16         |        |
|  |              | 18         | 1                   | 0                     | 0                 | 0                 | 0                    | 0                            | 0          |        |
|  | Morrill      | 11-13      | 1                   | 0                     | 0                 | 0                 | 1                    | 0                            | 0          |        |
|  |              | 14-15      | 1                   | 1                     | 0                 | 0                 | 1                    | 1                            | 9          |        |
|  |              | 16         | 1                   | 2                     | 0                 | 0                 | 0                    | 0                            | 0          |        |
|  |              | 17         | 1                   | 0                     | 0                 | 0                 | 0                    | 0                            | 0          |        |
|  | Out of State | 11-13      | 0                   | 2                     | 0                 | 0                 | 0                    | 0                            | 0          |        |
|  |              | 14-15      | 1                   | 0                     | 0                 | 0                 | 0                    | 0                            | 0          |        |
|  |              | 16         | 3                   | 0                     | 0                 | 0                 | 1                    | 0                            | 0          |        |
|  |              | 17         | 1                   | 0                     | 0                 | 0                 | 0                    | 2                            | 6          |        |
|  | Scotts Bluff | 10 & Under | 2                   | 0                     | 0                 | 0                 | 0                    | 0                            | 0          |        |
|  |              | 11-13      | 24                  | 26                    | 13                | 0                 | 11                   | 4                            | 7          |        |
|  |              | 14-15      | 56                  | 23                    | 10                | 0                 | 18                   | 19                           | 7          |        |
|  |              | 16         | 28                  | 5                     | 5                 | 1                 | 16                   | 14                           | 11         |        |
|  |              | 17         | 26                  | 3                     | 9                 | 0                 | 10                   | 26                           | 13         |        |
|  |              | 18         | 0                   | 0                     | 0                 | 0                 | 0                    | 32                           | 11         |        |
|  | Sheridan     | 10 & Under | 1                   | 0                     | 0                 | 0                 | 0                    | 0                            | 0          |        |
|  |              | 11-13      | 0                   | 1                     | 0                 | 0                 | 0                    | 0                            | 0          |        |
|  |              | 14-15      | 1                   | 1                     | 0                 | 0                 | 2                    | 0                            | 0          |        |
|  |              | 16         | 1                   | 0                     | 0                 | 0                 | 1                    | 3                            | 6          |        |
|  |              | 17         | 1                   | 0                     | 0                 | 0                 | 0                    | 0                            | 0          |        |
|  | Sioux        | 14-15      | 1                   | 1                     | 0                 | 0                 | 2                    | 0                            | 0          |        |
|  |              | 16         | 0                   | 0                     | 0                 | 0                 | 0                    | 1                            | 24         |        |
|  |              | 18         | 0                   | 0                     | 0                 | 0                 | 0                    | 1                            | 16         |        |

## District 12

### Juvenile Probation Activity - Youth by Gender County

| District | County       | Cohort | Placed on Probation | Out-of-home Placement | Motions to Revoke | Probation Revoked | Satisfactory Release | Average Length of Probation* |        |
|----------|--------------|--------|---------------------|-----------------------|-------------------|-------------------|----------------------|------------------------------|--------|
|          |              |        | # of Youth          | # of Youth            | # of Youth        | # of Youth        | # of Youth           | # of Youth                   | Months |
| D12      | Box Butte    | Female | 0                   | 2                     | 0                 | 0                 | 2                    | 2                            | 17     |
|          |              | Male   | 7                   | 3                     | 1                 | 0                 | 6                    | 8                            | 18     |
|          | Cheyenne     | Female | 6                   | 0                     | 0                 | 0                 | 5                    | 6                            | 12     |
|          |              | Male   | 10                  | 7                     | 5                 | 0                 | 8                    | 14                           | 13     |
|          | Dawes        | Female | 0                   | 0                     | 0                 | 0                 | 1                    | 1                            | 19     |
|          |              | Male   | 5                   | 2                     | 0                 | 0                 | 1                    | 2                            | 10     |
|          | Deuel        | Female | 0                   | 0                     | 0                 | 0                 | 1                    | 0                            | 0      |
|          | Garden       | Female | 1                   | 0                     | 0                 | 0                 | 0                    | 0                            | 0      |
|          |              | Male   | 6                   | 1                     | 0                 | 0                 | 2                    | 3                            | 8      |
|          | Kimball      | Female | 5                   | 1                     | 0                 | 0                 | 2                    | 2                            | 8      |
|          |              | Male   | 10                  | 5                     | 3                 | 0                 | 5                    | 7                            | 13     |
|          | Morrill      | Female | 1                   | 2                     | 0                 | 0                 | 0                    | 0                            | 0      |
|          |              | Male   | 3                   | 1                     | 0                 | 0                 | 2                    | 1                            | 9      |
|          | Out of State | Female | 0                   | 1                     | 0                 | 0                 | 1                    | 1                            | 9      |
|          |              | Male   | 5                   | 1                     | 0                 | 0                 | 0                    | 1                            | 2      |
|          | Scotts Bluff | Female | 48                  | 16                    | 12                | 0                 | 18                   | 34                           | 9      |
|          |              | Male   | 88                  | 41                    | 25                | 1                 | 37                   | 61                           | 12     |
|          | Sheridan     | Female | 0                   | 1                     | 0                 | 0                 | 2                    | 2                            | 7      |
| Male     |              | 4      | 1                   | 0                     | 0                 | 1                 | 1                    | 5                            |        |
| Sioux    | Female       | 1      | 1                   | 0                     | 0                 | 2                 | 2                    | 20                           |        |

## District 12

### Juvenile Probation Activity - Youth by Race County

| District | County       | Cohort     | Placed on Probation | Out-of-home Placement | Motions to Revoke | Probation Revoked | Satisfactory Release | Average Length of Probation* |        |
|----------|--------------|------------|---------------------|-----------------------|-------------------|-------------------|----------------------|------------------------------|--------|
|          |              |            | # of Youth          | # of Youth            | # of Youth        | # of Youth        | # of Youth           | # of Youth                   | Months |
| D12      | Box Butte    | Am. Indian | 2                   | 2                     | 0                 | 0                 | 1                    | 2                            | 20     |
|          |              | White      | 5                   | 3                     | 1                 | 0                 | 7                    | 8                            | 17     |
|          | Cheyenne     | Black      | 0                   | 0                     | 0                 | 0                 | 0                    | 1                            | 11     |
|          |              | White      | 14                  | 6                     | 4                 | 0                 | 11                   | 16                           | 12     |
|          |              | Other      | 2                   | 1                     | 1                 | 0                 | 2                    | 3                            | 20     |
|          | Dawes        | Am. Indian | 2                   | 1                     | 0                 | 0                 | 0                    | 0                            | 0      |
|          |              | Black      | 0                   | 1                     | 0                 | 0                 | 0                    | 0                            | 0      |
|          |              | White      | 3                   | 0                     | 0                 | 0                 | 2                    | 3                            | 13     |
|          | Deuel        | Black      | 0                   | 0                     | 0                 | 0                 | 1                    | 0                            | 0      |
|          | Garden       | Am. Indian | 1                   | 0                     | 0                 | 0                 | 1                    | 1                            | 4      |
|          |              | White      | 6                   | 1                     | 0                 | 0                 | 1                    | 2                            | 10     |
|          | Kimball      | Am. Indian | 0                   | 1                     | 0                 | 0                 | 1                    | 1                            | 15     |
|          |              | White      | 13                  | 5                     | 3                 | 0                 | 6                    | 8                            | 11     |
|          |              | Other      | 2                   | 0                     | 0                 | 0                 | 0                    | 0                            | 0      |
|          | Morrill      | White      | 3                   | 1                     | 0                 | 0                 | 2                    | 1                            | 9      |
|          |              | Other      | 1                   | 2                     | 0                 | 0                 | 0                    | 0                            | 0      |
|          | Out of State | White      | 5                   | 1                     | 0                 | 0                 | 1                    | 2                            | 6      |
|          |              | Other      | 0                   | 1                     | 0                 | 0                 | 0                    | 0                            | 0      |
|          | Scotts Bluff | Am. Indian | 16                  | 13                    | 7                 | 0                 | 7                    | 18                           | 15     |
|          |              | White      | 60                  | 21                    | 14                | 1                 | 25                   | 35                           | 10     |
|          |              | Other      | 60                  | 23                    | 16                | 0                 | 23                   | 42                           | 10     |
|          | Sheridan     | Am. Indian | 2                   | 1                     | 0                 | 0                 | 0                    | 0                            | 0      |
|          |              | Black      | 0                   | 1                     | 0                 | 0                 | 0                    | 0                            | 0      |
| White    |              | 2          | 0                   | 0                     | 0                 | 3                 | 3                    | 6                            |        |
| Sioux    | Black        | 1          | 1                   | 0                     | 0                 | 2                 | 2                    | 20                           |        |

## District 12

### Juvenile Probation Activity - Youth by Ethnicity County

| District | County       | Cohort          | Placed on Probation | Out-of-home Placement | Motions to Revoke | Probation Revoked | Satisfactory Release | Average Length of Probation* |        |
|----------|--------------|-----------------|---------------------|-----------------------|-------------------|-------------------|----------------------|------------------------------|--------|
|          |              |                 | # of Youth          | # of Youth            | # of Youth        | # of Youth        | # of Youth           | # of Youth                   | Months |
| D12      | Box Butte    | Non-Hispanic    | 7                   | 5                     | 1                 | 0                 | 8                    | 10                           | 18     |
|          | Cheyenne     | Hispanic Origin | 3                   | 1                     | 1                 | 0                 | 3                    | 4                            | 19     |
|          |              | Non-Hispanic    | 13                  | 6                     | 4                 | 0                 | 10                   | 16                           | 11     |
|          | Dawes        | Non-Hispanic    | 5                   | 2                     | 0                 | 0                 | 2                    | 3                            | 13     |
|          | Deuel        | Non-Hispanic    | 0                   | 0                     | 0                 | 0                 | 1                    | 0                            | 0      |
|          | Garden       | Hispanic Origin | 1                   | 0                     | 0                 | 0                 | 0                    | 1                            | 0      |
|          |              | Non-Hispanic    | 6                   | 1                     | 0                 | 0                 | 2                    | 2                            | 12     |
|          | Kimball      | Hispanic Origin | 3                   | 0                     | 0                 | 0                 | 0                    | 0                            | 0      |
|          |              | Non-Hispanic    | 12                  | 6                     | 3                 | 0                 | 7                    | 9                            | 12     |
|          | Morrill      | Hispanic Origin | 0                   | 2                     | 0                 | 0                 | 1                    | 0                            | 0      |
|          |              | Non-Hispanic    | 4                   | 1                     | 0                 | 0                 | 1                    | 1                            | 9      |
|          | Out of State | Hispanic Origin | 1                   | 1                     | 0                 | 0                 | 0                    | 0                            | 0      |
|          |              | Non-Hispanic    | 4                   | 1                     | 0                 | 0                 | 1                    | 2                            | 6      |
|          | Scotts Bluff | Hispanic Origin | 60                  | 24                    | 19                | 0                 | 24                   | 44                           | 10     |
|          |              | Non-Hispanic    | 76                  | 33                    | 18                | 1                 | 31                   | 51                           | 11     |
|          | Sheridan     | Non-Hispanic    | 4                   | 2                     | 0                 | 0                 | 3                    | 3                            | 6      |
| Sioux    | Non-Hispanic | 1               | 1                   | 0                     | 0                 | 2                 | 2                    | 20                           |        |

## District 12

### Part (e) Juveniles With Access to Counsel

*Nebraska Revised Statute 24-1007 (e) juveniles with and without access to counsel in juvenile and adult court, both appointed and retained.*

The Juveniles with Access to Counsel table displays the percent of juveniles represented by an attorney in criminal cases from county court and district court and juvenile cases from county court and separate juvenile court. Data includes new cases filed and cases transferred from one county to another during calendar year 2015. Cases filed in 2015 may not have reached the sentencing/adjudication stage of proceedings.

| Juveniles With Access to Counsel<br>District |                    |             |                                     |                      |                   |                   |                                     |                      |                   |                   |
|--|--------------------|-------------|-------------------------------------|----------------------|-------------------|-------------------|-------------------------------------|----------------------|-------------------|-------------------|
| District                                     | Demo-<br>graphic   | Cohort      | Criminal Court Cases                |                      |                   |                   | Juvenile Court Cases                |                      |                   |                   |
|  |                    |             | Total<br>Criminal<br>Court<br>Cases | # Without<br>Counsel | # With<br>Counsel | % With<br>Counsel | Total<br>Juvenile<br>Court<br>Cases | # Without<br>Counsel | # With<br>Counsel | % With<br>Counsel |
| D12  | Age Group          | 10 & under  | 0                                   | 0                    | 0                 | 0%                | 17                                  | 10                   | 7                 | 41%               |
|  |                    | 11-13       | 0                                   | 0                    | 0                 | 0%                | 92                                  | 59                   | 33                | 36%               |
|  |                    | 14-15       | 16                                  | 12                   | 4                 | 25%               | 162                                 | 91                   | 71                | 44%               |
|  |                    | 16          | 43                                  | 27                   | 16                | 37%               | 118                                 | 62                   | 56                | 47%               |
|  |                    | 17          | 125                                 | 78                   | 47                | 38%               | 116                                 | 60                   | 56                | 48%               |
|  | Gender             | Female      | 51                                  | 38                   | 13                | 25%               | 161                                 | 98                   | 63                | 39%               |
|  |                    | Male        | 121                                 | 71                   | 50                | 41%               | 317                                 | 168                  | 149               | 47%               |
|  |                    | Unknown     | 12                                  | 8                    | 4                 | 33%               | 27                                  | 16                   | 11                | 41%               |
|  | Race/<br>Ethnicity | Am. Indian  | 9                                   | 4                    | 5                 | 56%               | 44                                  | 26                   | 18                | 41%               |
|  |                    | Asian/P. I. | 0                                   | 0                    | 0                 | 0%                | 1                                   | 0                    | 1                 | 100%              |
|  |                    | Black       | 0                                   | 0                    | 0                 | 0%                | 3                                   | 1                    | 2                 | 67%               |
|  |                    | Hispanic    | 34                                  | 23                   | 11                | 32%               | 74                                  | 48                   | 26                | 35%               |
|  |                    | White       | 93                                  | 57                   | 36                | 39%               | 207                                 | 101                  | 106               | 51%               |
|  |                    | Other       | 0                                   | 0                    | 0                 | 0%                | 3                                   | 2                    | 1                 | 33%               |
| Unknown                                      |                    | 48          | 33                                  | 15                   | 31%               | 173               | 104                                 | 69                   | 40%               |                   |
| District Total                               |                    |             | 184                                 | 117                  | 67                | 36%               | 505                                 | 282                  | 223               | 44%               |

| Juveniles With Access to Counsel by Age Group<br>County |           |            |                      |                      |                   |                   |                      |                      |                   |                   |
|---|-----------|------------|----------------------|----------------------|-------------------|-------------------|----------------------|----------------------|-------------------|-------------------|
| District  | County    | Cohort     | Criminal Court Cases |                      |                   |                   | Juvenile Court Cases |                      |                   |                   |
|   |           |            | Total<br>Cases       | # Without<br>Counsel | # With<br>Counsel | % With<br>Counsel | Total<br>Cases       | # Without<br>Counsel | # With<br>Counsel | % With<br>Counsel |
| D12   | Banner    | 14-15      | 1                    | 1                    | 0                 | 0%                | 1                    | 1                    | 0                 | 0%                |
|   |           | 17         | 1                    | 1                    | 0                 | 0%                | 0                    | 0                    | 0                 | 0%                |
|   | Box Butte | 10 & under | 0                    | 0                    | 0                 | 0%                | 4                    | 4                    | 0                 | 0%                |
|   |           | 11-13      | 0                    | 0                    | 0                 | 0%                | 16                   | 10                   | 6                 | 38%               |
|   |           | 14-15      | 4                    | 4                    | 0                 | 0%                | 12                   | 6                    | 6                 | 50%               |
|   |           | 16         | 7                    | 5                    | 2                 | 29%               | 12                   | 6                    | 6                 | 50%               |
|   |           | 17         | 23                   | 17                   | 6                 | 26%               | 9                    | 3                    | 6                 | 67%               |

## District 12

### Juveniles With Access to Counsel by Age Group

#### County

| District | County       | Cohort     | Criminal Court Cases |                   |                |                | Juvenile Court Cases |                   |                |                |
|----------|--------------|------------|----------------------|-------------------|----------------|----------------|----------------------|-------------------|----------------|----------------|
|          |              |            | Total Cases          | # Without Counsel | # With Counsel | % With Counsel | Total Cases          | # Without Counsel | # With Counsel | % With Counsel |
| D12      | Cheyenne     | 11-13      | 0                    | 0                 | 0              | 0%             | 4                    | 0                 | 4              | 100%           |
|          |              | 14-15      | 0                    | 0                 | 0              | 0%             | 11                   | 4                 | 7              | 64%            |
|          |              | 16         | 2                    | 1                 | 1              | 50%            | 15                   | 5                 | 10             | 67%            |
|          |              | 17         | 6                    | 3                 | 3              | 50%            | 13                   | 1                 | 12             | 92%            |
|          | Dawes        | 10 & under | 0                    | 0                 | 0              | 0%             | 4                    | 4                 | 0              | 0%             |
|          |              | 11-13      | 0                    | 0                 | 0              | 0%             | 9                    | 2                 | 7              | 78%            |
|          |              | 14-15      | 2                    | 2                 | 0              | 0%             | 8                    | 3                 | 5              | 63%            |
|          |              | 16         | 3                    | 3                 | 0              | 0%             | 13                   | 8                 | 5              | 38%            |
|          |              | 17         | 4                    | 2                 | 2              | 50%            | 13                   | 7                 | 6              | 46%            |
|          | Deuel        | 16         | 2                    | 1                 | 1              | 50%            | 2                    | 1                 | 1              | 50%            |
|          |              | 17         | 1                    | 1                 | 0              | 0%             | 0                    | 0                 | 0              | 0%             |
|          | Garden       | 11-13      | 0                    | 0                 | 0              | 0%             | 2                    | 1                 | 1              | 50%            |
|          |              | 14-15      | 0                    | 0                 | 0              | 0%             | 6                    | 0                 | 6              | 100%           |
|          |              | 16         | 0                    | 0                 | 0              | 0%             | 2                    | 0                 | 2              | 100%           |
|          |              | 17         | 1                    | 0                 | 1              | 100%           | 1                    | 0                 | 1              | 100%           |
|          | Kimball      | 10 & under | 0                    | 0                 | 0              | 0%             | 4                    | 0                 | 4              | 100%           |
|          |              | 11-13      | 0                    | 0                 | 0              | 0%             | 3                    | 0                 | 3              | 100%           |
|          |              | 14-15      | 0                    | 0                 | 0              | 0%             | 2                    | 1                 | 1              | 50%            |
|          |              | 16         | 3                    | 3                 | 0              | 0%             | 2                    | 2                 | 0              | 0%             |
|          |              | 17         | 0                    | 0                 | 0              | 0%             | 9                    | 6                 | 3              | 33%            |
|          | Morrill      | 10 & under | 0                    | 0                 | 0              | 0%             | 1                    | 0                 | 1              | 100%           |
|          |              | 11-13      | 0                    | 0                 | 0              | 0%             | 7                    | 4                 | 3              | 43%            |
|          |              | 14-15      | 1                    | 1                 | 0              | 0%             | 7                    | 2                 | 5              | 71%            |
|          |              | 16         | 1                    | 1                 | 0              | 0%             | 2                    | 1                 | 1              | 50%            |
|          |              | 17         | 6                    | 5                 | 1              | 17%            | 2                    | 2                 | 0              | 0%             |
|          | Scotts Bluff | 10 & under | 0                    | 0                 | 0              | 0%             | 3                    | 2                 | 1              | 33%            |
|          |              | 11-13      | 0                    | 0                 | 0              | 0%             | 46                   | 38                | 8              | 17%            |
| 14-15    |              | 8          | 4                    | 4                 | 50%            | 104            | 66                   | 38                | 37%            |                |
| 16       |              | 23         | 11                   | 12                | 52%            | 61             | 36                   | 25                | 41%            |                |
| 17       |              | 77         | 46                   | 31                | 40%            | 62             | 37                   | 25                | 40%            |                |
| Sheridan | 10 & under   | 0          | 0                    | 0                 | 0%             | 1              | 0                    | 1                 | 100%           |                |
|          | 11-13        | 0          | 0                    | 0                 | 0%             | 5              | 4                    | 1                 | 20%            |                |
|          | 14-15        | 0          | 0                    | 0                 | 0%             | 11             | 8                    | 3                 | 27%            |                |
|          | 16           | 2          | 2                    | 0                 | 0%             | 9              | 3                    | 6                 | 67%            |                |
|          | 17           | 6          | 3                    | 3                 | 50%            | 6              | 3                    | 3                 | 50%            |                |
| Sioux    | 17           | 0          | 0                    | 0                 | 0%             | 1              | 1                    | 0                 | 0%             |                |



## District 12

### Juveniles With Access to Counsel by Gender County

| District | County       | Cohort  | Criminal Court Cases |                   |                |                | Juvenile Court Cases |                   |                |                |
|----------|--------------|---------|----------------------|-------------------|----------------|----------------|----------------------|-------------------|----------------|----------------|
|          |              |         | Total Cases          | # Without Counsel | # With Counsel | % With Counsel | Total Cases          | # Without Counsel | # With Counsel | % With Counsel |
| D12      | Banner       | Female  | 1                    | 1                 | 0              | 0%             | 0                    | 0                 | 0              | 0%             |
|          |              | Male    | 0                    | 0                 | 0              | 0%             | 1                    | 1                 | 0              | 0%             |
|          |              | Unknown | 1                    | 1                 | 0              | 0%             | 0                    | 0                 | 0              | 0%             |
|          | Box Butte    | Female  | 8                    | 6                 | 2              | 25%            | 15                   | 8                 | 7              | 47%            |
|          |              | Male    | 22                   | 18                | 4              | 18%            | 23                   | 11                | 12             | 52%            |
|          |              | Unknown | 4                    | 2                 | 2              | 50%            | 15                   | 10                | 5              | 33%            |
|          | Cheyenne     | Female  | 3                    | 2                 | 1              | 33%            | 14                   | 2                 | 12             | 86%            |
|          |              | Male    | 2                    | 0                 | 2              | 100%           | 28                   | 8                 | 20             | 71%            |
|          |              | Unknown | 3                    | 2                 | 1              | 33%            | 1                    | 0                 | 1              | 100%           |
|          | Dawes        | Female  | 3                    | 3                 | 0              | 0%             | 6                    | 5                 | 1              | 17%            |
|          |              | Male    | 6                    | 4                 | 2              | 33%            | 40                   | 18                | 22             | 55%            |
|          |              | Unknown | 0                    | 0                 | 0              | 0%             | 1                    | 1                 | 0              | 0%             |
|          | Deuel        | Female  | 1                    | 0                 | 1              | 100%           | 1                    | 1                 | 0              | 0%             |
|          |              | Male    | 1                    | 1                 | 0              | 0%             | 1                    | 0                 | 1              | 100%           |
|          |              | Unknown | 1                    | 1                 | 0              | 0%             | 0                    | 0                 | 0              | 0%             |
|          | Garden       | Female  | 0                    | 0                 | 0              | 0%             | 2                    | 0                 | 2              | 100%           |
|          |              | Male    | 1                    | 0                 | 1              | 100%           | 9                    | 1                 | 8              | 89%            |
|          | Kimball      | Female  | 0                    | 0                 | 0              | 0%             | 9                    | 3                 | 6              | 67%            |
|          |              | Male    | 3                    | 3                 | 0              | 0%             | 11                   | 6                 | 5              | 45%            |
|          | Morrill      | Female  | 4                    | 3                 | 1              | 25%            | 6                    | 5                 | 1              | 17%            |
|          |              | Male    | 4                    | 4                 | 0              | 0%             | 11                   | 4                 | 7              | 64%            |
|          |              | Unknown | 0                    | 0                 | 0              | 0%             | 2                    | 0                 | 2              | 100%           |
|          | Scotts Bluff | Female  | 28                   | 21                | 7              | 25%            | 93                   | 62                | 31             | 33%            |
|          |              | Male    | 78                   | 38                | 40             | 51%            | 175                  | 112               | 63             | 36%            |
|          |              | Unknown | 2                    | 2                 | 0              | 0%             | 8                    | 5                 | 3              | 38%            |
|          | Sheridan     | Female  | 3                    | 2                 | 1              | 33%            | 14                   | 11                | 3              | 21%            |
|          |              | Male    | 4                    | 3                 | 1              | 25%            | 18                   | 7                 | 11             | 61%            |
| Unknown  |              | 1       | 0                    | 1                 | 100%           | 0              | 0                    | 0                 | 0%             |                |
| Sioux    | Female       | 0       | 0                    | 0                 | 0%             | 1              | 1                    | 0                 | 0%             |                |

## District 12

### Juveniles With Access to Counsel by Race/Ethnicity County

| District | County       | Cohort      | Criminal Court Cases |                   |                |                | Juvenile Court Cases |                   |                |                |
|----------|--------------|-------------|----------------------|-------------------|----------------|----------------|----------------------|-------------------|----------------|----------------|
|          |              |             | Total Cases          | # Without Counsel | # With Counsel | % With Counsel | Total Cases          | # Without Counsel | # With Counsel | % With Counsel |
| D12      | Banner       | Hispanic    | 1                    | 1                 | 0              | 0%             | 0                    | 0                 | 0              | 0%             |
|          |              | Unknown     | 1                    | 1                 | 0              | 0%             | 1                    | 1                 | 0              | 0%             |
|          | Box Butte    | Am. Indian  | 0                    | 0                 | 0              | 0%             | 4                    | 3                 | 1              | 25%            |
|          |              | Hispanic    | 5                    | 3                 | 2              | 40%            | 2                    | 1                 | 1              | 50%            |
|          |              | White       | 14                   | 12                | 2              | 14%            | 13                   | 6                 | 7              | 54%            |
|          |              | Unknown     | 15                   | 11                | 4              | 27%            | 34                   | 19                | 15             | 44%            |
|          | Cheyenne     | Hispanic    | 0                    | 0                 | 0              | 0%             | 2                    | 0                 | 2              | 100%           |
|          |              | White       | 3                    | 1                 | 2              | 67%            | 28                   | 4                 | 24             | 86%            |
|          |              | Unknown     | 5                    | 3                 | 2              | 40%            | 13                   | 6                 | 7              | 54%            |
|          | Dawes        | Am. Indian  | 0                    | 0                 | 0              | 0%             | 15                   | 8                 | 7              | 47%            |
|          |              | Asian/P. I. | 0                    | 0                 | 0              | 0%             | 1                    | 0                 | 1              | 100%           |
|          |              | Black       | 0                    | 0                 | 0              | 0%             | 1                    | 0                 | 1              | 100%           |
|          |              | Hispanic    | 1                    | 1                 | 0              | 0%             | 2                    | 1                 | 1              | 50%            |
|          |              | White       | 5                    | 3                 | 2              | 40%            | 24                   | 15                | 9              | 38%            |
|          |              | Unknown     | 3                    | 3                 | 0              | 0%             | 4                    | 0                 | 4              | 100%           |
|          | Deuel        | Hispanic    | 0                    | 0                 | 0              | 0%             | 1                    | 1                 | 0              | 0%             |
|          |              | White       | 1                    | 1                 | 0              | 0%             | 0                    | 0                 | 0              | 0%             |
|          |              | Unknown     | 2                    | 1                 | 1              | 50%            | 1                    | 0                 | 1              | 100%           |
|          | Garden       | White       | 1                    | 0                 | 1              | 100%           | 10                   | 1                 | 9              | 90%            |
|          |              | Unknown     | 0                    | 0                 | 0              | 0%             | 1                    | 0                 | 1              | 100%           |
|          | Kimball      | Hispanic    | 0                    | 0                 | 0              | 0%             | 4                    | 1                 | 3              | 75%            |
|          |              | White       | 1                    | 1                 | 0              | 0%             | 14                   | 8                 | 6              | 43%            |
|          |              | Unknown     | 2                    | 2                 | 0              | 0%             | 2                    | 0                 | 2              | 100%           |
|          | Morrill      | Hispanic    | 0                    | 0                 | 0              | 0%             | 2                    | 2                 | 0              | 0%             |
|          |              | White       | 5                    | 4                 | 1              | 20%            | 14                   | 6                 | 8              | 57%            |
|          |              | Unknown     | 3                    | 3                 | 0              | 0%             | 3                    | 1                 | 2              | 67%            |
|          | Scotts Bluff | Am. Indian  | 8                    | 3                 | 5              | 63%            | 13                   | 6                 | 7              | 54%            |
|          |              | Black       | 0                    | 0                 | 0              | 0%             | 2                    | 1                 | 1              | 50%            |
|          |              | Hispanic    | 27                   | 18                | 9              | 33%            | 61                   | 42                | 19             | 31%            |
|          |              | White       | 58                   | 32                | 26             | 45%            | 89                   | 55                | 34             | 38%            |
|          |              | Other       | 0                    | 0                 | 0              | 0%             | 3                    | 2                 | 1              | 33%            |
|          |              | Unknown     | 15                   | 8                 | 7              | 47%            | 108                  | 73                | 35             | 32%            |
| Sheridan | Am. Indian   | 1           | 1                    | 0                 | 0%             | 12             | 9                    | 3                 | 25%            |                |
|          | White        | 5           | 3                    | 2                 | 40%            | 14             | 5                    | 9                 | 64%            |                |
|          | Unknown      | 2           | 1                    | 1                 | 50%            | 6              | 4                    | 2                 | 33%            |                |
| Sioux    | White        | 0           | 0                    | 0                 | 0%             | 1              | 1                    | 0                 | 0%             |                |

# Appendix

## Nebraska Revised Statute 24-1007

### *Revised Statutes » Chapter 24 » 24-1007*

*24-1007. State Court Administrator; compile judicial workload statistics; how; juveniles in Nebraska's justice system; annual report; contents.*

*(1) The State Court Administrator shall compile uniform and accurate statistics which will assist in the evaluation of judicial workloads. The judicial workload statistics shall be based on caseload numbers weighted by category of case. The judicial workload statistics shall be compiled annually for each district, county, and separate juvenile court judicial district in the state.*

*(2) The State Court Administrator shall develop and provide an annual report to the Legislature and the Governor on juveniles in Nebraska's justice system. The report to the Legislature shall be provided electronically. For purposes of this section, juvenile has the same meaning as in section 43-245. The report shall include, but not be limited to, geographic and demographic information on the following:*

*(a) Juveniles prosecuted in juvenile court under subdivision (1), (2), (3)(b), or (4) of section 43-247, including the total number of filings and adjudications;*

*(b) Juveniles prosecuted in adult criminal court for felonies, misdemeanors, and traffic offenses. The information shall include juveniles sentenced to terms in adult jails and prisons and juveniles placed on adult probation;*

*(c) The number of motions to transfer and the number of cases transferred to adult court from juvenile court and from adult criminal court to juvenile court;*

*(d) Juveniles placed on juvenile probation, the number of juveniles on probation in out-of-home care, the number of juveniles completing probation, the number of motions to revoke probation and probation revocations, and the average length of time on probation;*

*(e) Juveniles with and without access to counsel in juvenile and adult court, both appointed and retained; and*

*(f) Rates of recidivism.*

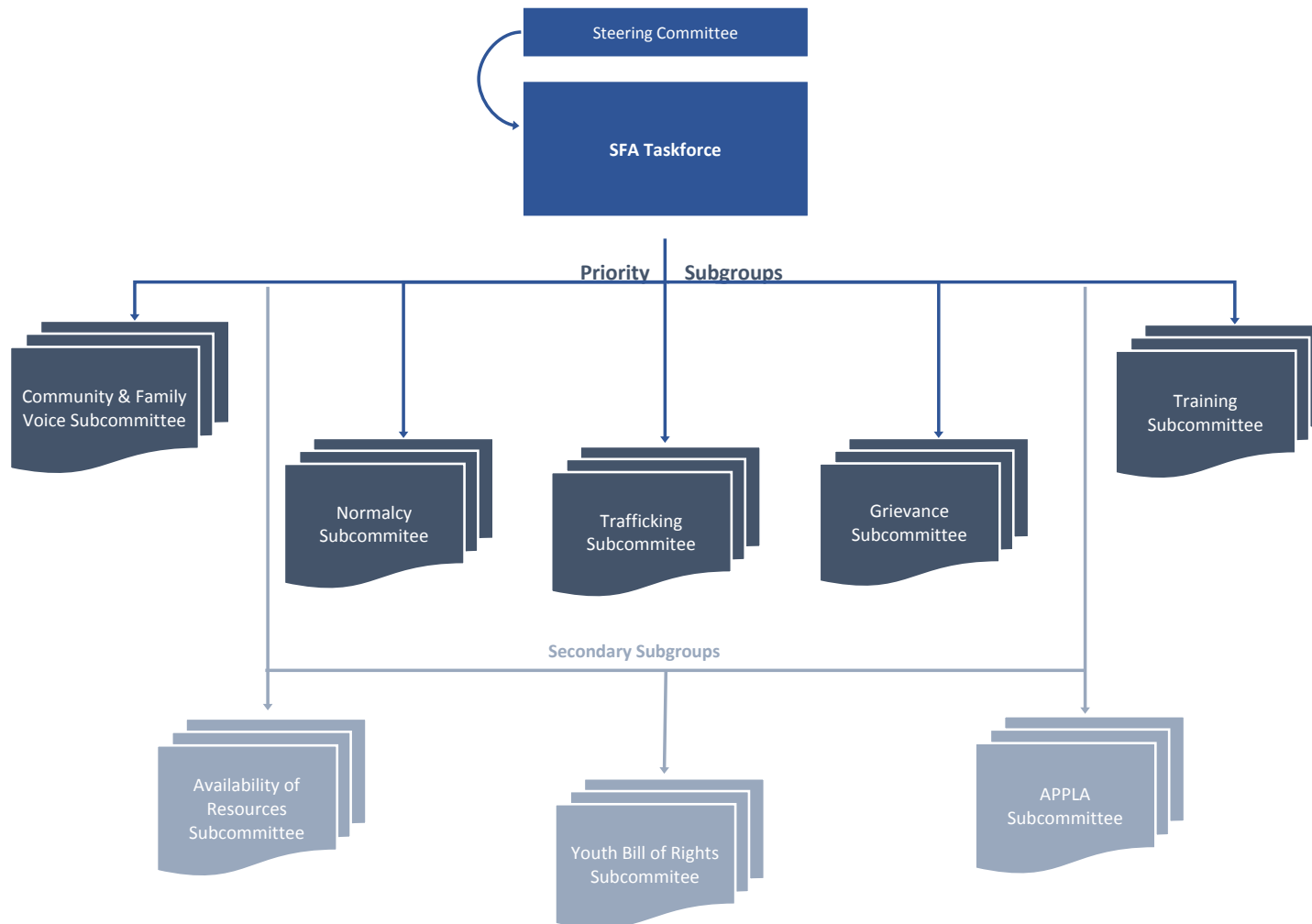
#### **Source**

*Laws 1995, LB 189, § 5;*

*Laws 2014, LB464, § 3.*

# SFA Taskforce

Organizational Chart of Taskforce and Subgroups



# SUBCOMMITTEE IDENTIFIED ISSUES

*Listed below are the reoccurring themes from stakeholder discussion regarding issues needing attention.*

## COMMUNITY & FAMILY VOICE SUBCOMMITTEE

- Engaging affected individuals and people at the “5,000 foot” level to share their experiences and perspectives on and making recommendations regarding the SFA generally and in particular the remaining issues identified for the Task Force (i.e., normalcy for all system involved young people, grievance process, availability of resources, youth rights, parents’ rights, cultural considerations)
- Encouraging a culture shift towards community responsibility for the well-being and normalcy opportunities of their foster youth and engaging community organizations that may provide free or subsidized normalcy opportunities
- Empowering those “5,000 foot” people to be at the forefront of the group by meeting at convenient times and providing support to enable participation

## GRIEVANCE SUBCOMMITTEE

- Evaluating new and existing grievance processes for youth
- Assisting in creating a culture change where grievances are welcome as a way to change the system rather than negative accusations
- Establishing appropriate response and resolution timelines for differing levels of grievances
- Providing education and training to ensure that all involved parties are aware of the process of filing a grievance
- Discussion of a third party organization to handle grievances to avoid bias or retaliation

## NORMALCY SUBCOMMITTEE

- Identifying how to establish normalcy for youth involved in the juvenile justice and mental health systems and across all levels of care
- Evaluating the availability of resources – within DHHS and the community - to support age and developmentally appropriate activities for youth and making recommendations for how such resources should be made available and accessed
- Ensuring cultural considerations are made and addressed in policy and practice
- Addressing the normalcy needs of young people who are pregnant or parenting

## TRAFFICKING SUBCOMMITTEE

- Creating a coordinated system-wide response to youth missing from placement.
- Reducing youth missing from placement by application of normalcy.
- Fostering a culture change within the system that moves away from the idea of missing youth as “problem youth.”
- Identifying the systemic issues that can lead to missing youth.
- Encouraging system and community ownership for ensuring Normalcy for involved youth.

## TRAINING SUBCOMMITTEE

- Integrating a culture shift that would encourage system wide support in providing normalcy for foster youth (i.e., how the training of foster parents, agencies, workers, etc. can create a culture shift)
- Creation of training modules with the flexibility to include system wide levels of involvement
  - Focus on foster & bio parents, supervisors and caseworkers, and legal providers with rollout to broader audiences such as community members and organizations
  - Options for varying levels of accessibility. E.g., virtual options, evening face-to-face opportunities, integration of SFA training into already established training operations
- Training areas of concern:
  - Execution of RRPS, understanding liability, child/adolescent development, the importance of activities and social connection, engagement of parents and families, inclusion of youth in decision making, knowledge of community resources and activities, education on critical thinking, mediation education, and knowledge of culture and religion

## **Data, Technology and Reporting (DTAR) Workgroup**

### **Report to the Nebraska Children's Commission**

**March 15, 2016**

**Strategic Plan Goal:** Utilize technological solutions to information exchange and ensure measured results across systems of care.

The DTAR workgroup has continued meeting to work on its stated goals in the Nebraska Children's Commission's 2015 Annual Report. The group's focus was to support ongoing quality improvement through data transparency and comparability by (a) endorsing the public release of the Nebraska Foster Care Profile and Hot Spot report produced by Chapin Hall, (b) recommending that Nebraska should increase the amount of juvenile justice data available to stakeholders and the public, and (c) supporting Nebraska's migration from the Children and Family Services Review (CFSR) Round 2 measures to the CFSR Round 3 measures (or closest proxies) as soon as possible. To support these goals, the DTAR workgroup recommends the following:

- 1. Increase the amount of juvenile justice data available to stakeholders and the public:**
  - a. The DTAR workgroup requests an update from the Data Mapping and Analysis Task Force of the Juvenile Services Committee when the Task Force has created a report regarding the data supporting a potential juvenile justice pilot project.** This group has been active following the Juvenile Services Committee's recommendation that the taskforce identify the information and data needed for the Committee to create recommendations regarding a pilot site for a regional facility and determine the type of youth to be served, the kinds of programs to be offered, and intake requirements.
  - b. The Nebraska Children's Commission should request that Probation provide a quarterly update regarding the measures it has identified as areas of focus.** The Commission currently receives regular updates from Probation which often include data measures. To facilitate a broad focus, the DTAR workgroup recommends that once a quarter the update from Probation have a data focus that will allow the Commission to identify trend lines in the outcomes monitored by Probation.
- 2. Support Nebraska's migration from the CFSR Round 2 measures to the CFSR Round 3 measures:**
  - a. The Nebraska Children's Commission should review the seven outcome measures of the CFSR Round 3 on a quarterly basis in order to support the Department of Health and Human Services in migrating to these measures, and provide for a clear and thorough analysis of progress on child welfare indicators.** The seven outcome indicators will serve as an opportunity for the Commission to support the Department as it moves to new CFSR standards, and to gain an understanding of the progress being made on these key child welfare indicators. The Department will provide the Commission with background, context, and education on these important measures, and in turn the Commission can support the Department in its work to meet and exceed the expectations for these outcomes. Following the initial presentation of these measures in March 2016, the

measures will be distributed to the DTAR Workgroup for their review and discussion before being presented to the Children's Commission on a quarterly basis.

3. **Utilize technological solutions to information exchange and ensure measured results across systems of care:**
  - a. **The DTAR workgroup requests an update from the Out-of-Home Data Pilot Advisory created by LB265 (2015) when it has made substantial progress on its Out-of-Home Data Pilot Project.** This group is engaged in important work regarding the creation of a data warehouse that would allow for information exchange between state agencies regarding children and juveniles in out-of-home care. The DTAR workgroup would receive information about this project and remain available for support if needed.

The DTAR workgroup intends to continue its work, with its next meeting in 4-6 months to obtain information from the DMA Task Force and the LB265 Group. DTAR will also remain in contact with the Department of Health and Human Services regarding the migration to CFSR Round 3 measures.